



ALBANY COUNTY AIRPORT AUTHORITY

REGULAR MEETING

AGENDA

May 9, 2024

General:

- 1. Chairman's Remarks**
- 2. Approval of Minutes**
Regular Meeting - April 15, 2024
- 3. Communications and Report of Chief Executive Officer**

Reports:

- 4. Chief Financial Officer**
- 5. Project Development**
- 6. Counsel**
- 7. Concessions/Ambassador Program**
- 8. Public Affairs**
- 9. Business & Economic Development**

Action Items:

- 10. Authorization of Contracts/Leases/Contract Negotiations/Contract Amendments - None**
- 11. Authorization of Change Orders**
 - 11.1 Change Order 8 and Change Order 8a - Contract No. 21-1082-GC - Pre-TSA Terminal Expansion to MLB Construction Service, LLC**
- 12. Authorization of Federal and State Grants - None**



13. Informational Only - None

Old Business:

New Business:

Executive Session - Attorney-Client Privilege Matters

AGENDA ITEM NO. 1

Chairman's Remarks

AGENDA ITEM NO. 2

Approval of Minutes



Minutes of the Regular Meeting of the Albany County Airport Authority

April 15, 2024

Pursuant to notice duly given and posted, the regular meeting of the Albany County Airport Authority was called to order on Monday April 15, 2024 @ 9:00 a.m. in the 3rd Floor Conference Room of the main terminal located at the Albany International Airport by Chairman Samuel A. Fresina with the following present:

MEMBERS PRESENT

Samuel A. Fresina
Kevin R. Hicks, Sr. (Via Telephone)
Steven H. Heider
Sari M. O'Connor
Janet M. Thayer

MEMBERS ABSENT

Thomas A. Nardacci
John-Raphael Pichardo

STAFF

Philip F. Calderone, Esq.
Christine C. Quinn
Michael F. Zonsius
Matt Cannon
Connor Haskin
Liz Charland
Margaret Herrmann
John LaClair
Matt Mokey
Helen Chadderdon
Bobbi Matthews

ATTENDEES

Ray Casey, Airport Consultant
Todd Pennington, Airport Manager, AvPorts
Carmiena Brooks, Assistant Airport Manager, AvPorts
Steven Smith, Communications Director, AvPorts
George Penn, Director of Operations
Michael Lalli, Director of Civil Service
Kevin Butterfield, Albany County Communications
Elizabeth Kalin, Albany County Communications
Beth DiBattista, VP Operations, Turner Construction
Rob Wagner, Project Manager, Turner Construction
Doveren Allen, Schenectady County Community College
Eric Savage, Schenectady County Community College
Ethan Shattack, Schenectady County Community College



Chief Shawn Noonan, Albany County Sheriff's Office
Inspector James Goss, Albany County Sheriff's Office
Brian King, Manager Million Air
Fire Chief Steve Dorsey, AvPorts
Jim O'Brien, AvPorts
Ray Camilli, AvPorts

Chair Fresina noted that there was a quorum.

General:

- 1. Chairman's Remarks**
- 2. Approval of Minutes**

Ms. O'Connor moved to approve the minutes of March 18, 2024 meeting. The motion was adopted unanimously.

Management Reports:

- 3. Communications and Report of Chief Executive Officer**

Mr. Calderone reported on the following in his Communications Report for the month of April 2024

- Strong Financial Performance
- Upgrades to Million Air FBO
- Million Air Received - Aviation International News (AIN) National and Global Recognition

- 4. Chief Financial Officer Report**

Mr. Zonsius presented the Financial Report for the month of April 2024.

- 5. Project Development**

Mr. LaClair presented the Project Development report for the month of April 2024.

- 6. Counsel – Ms. Quinn advised that Beth DiBattista from Turner Construction provided an update at the CIC Committee meeting regarding the delay in the construction schedule. (Power Point attached.)**

- 7. Concessions/Ambassador Program**

Ms. Chadderdon presented the Concessions/Ambassador report for the month of April 2024.

- 8. Public Affairs**



Mr. Smith presented a Public Affairs report for the month of April 2024.

9. Business & Economic Development

Mr. Smith presented a Public Affairs report for the month of April 2024.

Action Items:

10. Authorization of Contracts/Leases/Contract Negotiations/Contract Amendments

10.1 Purchase: TLD JET-16 Electric Aircraft, Baggage and Cargo Tractor Aero Specialties, 11175 W. Emerald Street, Boise, ID 83713

Mr. Zonsius recommended authorization to Purchase a TLD JET-16 Electric Aircraft, Baggage and Cargo Tractor from Aero Specialties, 11175 W. Emerald Street, Boise, ID 83713 in the amount of \$60,034.00. He advised this is an electric tractor that will be used at the FBO facility and its purchase is being expedited for the anticipated additional Belmont Stakes traffic in June.

Ms. O'Connor moved to approve the Purchase of a TLD JET-16 Electric Aircraft, Baggage and Cargo Tractor from Aero Specialties, 11175 W. Emerald Street, Boise, ID 83713 in the amount of \$60,034.00. The motion was adopted unanimously.

10.2 Purchase: Five (5) Card Readers and Six (6) Cameras for Buildings 211 and 222 (Commuteair Hangars) Convergint 14 Petra Lane, Albany, New York 12205

Mr. Zonsius recommended authorization to purchase Five (5) Card Readers and Six (6) Cameras for Buildings 211 and 222 (Commuteair Hangars) from Convergint 14 Petra Lane, Albany, New York 12205 in the amount of \$70,180.10. He advised the card readers will replace existing cipher locks and allow the Operations Center to remotely control entryway access. Security will be further enhanced with the addition of cameras that will allow for visual surveillance at entry points. This purchase is authorized pursuant to Procurement Policy, Section 2.11(ii), centralized contract NYS Security Contract #PT68778.

Mr. Heider moved to approve the purchase of Five (5) Card Readers and Six (6) Cameras for Buildings 211 and 222 (Commuteair Hangars) from Convergint 14 Petra Lane, Albany, New York 12205 in the amount of \$70,180.10. The motion was adopted unanimously.

10.3 Purchase: Building 300 (Cargo Building) - Six (6) Card Readers and Three (3) Cameras Convergint 14 Petra Lane, Albany, New York 12205

Mr. Zonsius recommended authorization to purchase- Six (6) Card Readers and Three (3) Cameras for Building 300 (Cargo Building) from Convergint 14 Petra Lane, Albany, New York 12205 in the amount of \$ 67,719.37. He advised the card readers will replace



existing cipher locks and allow the Operations Center to remotely control entryway access. Security will be further enhanced with the addition of cameras that will allow for visual surveillance at entry points. This purchase is authorized pursuant to Procurement Policy, Section 2.11(ii), centralized contract NYS Security Contract #PT68778.

Ms. O'Connor moved to approve the purchase- Six (6) Card Readers and Three (3) Cameras for Building 300 (Cargo Building) from Convergent 14 Petra Lane, Albany, New York 12205 in the amount of \$ 67,719.37. The motion was adopted unanimously.

10.4 Purchase: One (1) New Holland – TS6110 CAB 4WD One (1) Alamo Boom Mower – 22' Machete, Capital Tractor INC., 1135 State Route 29, Greenwich, New York 12834

Mr. Zonsius recommended authorization to approve the purchase of one (1) New Holland – TS6110 Cab 4WD Tractor and one (1) Alamo Boom Mower – 22' Machete in the amount of \$149,614.81. He advised this tractor/mower will replace M-84 that is 22 years old and beyond its useful life. This tractor/mower will be used for vegetative management purposes. The purchase is authorized pursuant to Procurement Policy, Section 2.11(ii), centralized contract NY OGS Contract #PC68200-Alamo and #PC69377-New Holland.

Ms. O'Connor moved to approve the purchase of one (1) New Holland – TS6110 Cab 4WD Tractor and one (1) Alamo Boom Mower – 22' Machete in the amount of \$149,614.81. The motion was adopted unanimously.

10.5 Professional Services Contract: Contract No. S-1170 for Aviation Related Legal Services with Anderson & Kreiger, LLP

Ms. Quinn recommended authorization to award Professional Services Contract S-1170 for Aviation Related Legal Services to Anderson & Kreiger, LLP according to the fee schedule attached to response to RFQ. He advised Anderson & Kreiger, LLP will render legal services from time to time that may include but are not limited to preparation, review and compliance with federal laws and the Federal Aviation Administration ("FAA") regulations regarding Airline Use and Lease Agreements, Property Leases, Contract Agreements, Air Carrier Incentive Program, Intergovernmental Agreements, Rates and Charges and Other Regulatory Agreements as assigned.

Ms. Thayer moved to approve Professional Service Contract S-1170 for Aviation Related Legal Services to Anderson & Kreiger, LLP according to the fee schedule attached to the RFQ response. The motion was adopted unanimously.

10.6 Approval of Supplemental Agreement No. 2 to Contract No. S-21-1082 Design Services for the Terminal Pre-TSA Expansion to CHA Companies.

Mr. LaClair recommended authorization to award Amendment No. 2 to the Professional Services Contract S-21-1082 Design Services for the proposed Terminal Pre-TSA Expansion in the amount of \$500,000.00 to CHA Companies of Albany, New York.



He advised the ACAA received a grant from NYSERDA to explore the feasibility of Geo-Thermal energy being used to heat/cool the Terminal. CHA will provide recommendation for geo thermal well sites, thermal loading capacities for the wells, pump requirements and viable routing for the piping required to connect the wells to the Terminal HVAC. Additionally all electrical needs will be included in the study.

Mr. Heider moved to approve the award of Amendment No. 2 to the Professional Services Contract S-21-1082 Design Services for the proposed Terminal Pre-TSA Expansion in the amount of \$500,000.00 to CHA Companies of Albany, New York. The motion was adopted unanimously.

10.7 Purchase: One (1) 2024 Chevrolet Tahoe 4WD 4dr Commercial - Joe Basil Chevrolet, Inc. 5111 Transit Rd. Depew, New York 14043

Ms. Quinn recommended authorization to approve the purchase of One (1) 2024 Chevrolet Tahoe 4WD 4dr Commercial - Joe Basil Chevrolet, Inc. 5111 Transit Rd. Depew, New York 14043 in the amount of \$52,950.00. She advised the One (1) Chevrolet Tahoe 4WD 4 dr Commercial will replace the current vehicle that was damaged beyond repair in an on airport vehicular accident (no injuries) on March 23, 2024. Purchase is made under OGS Contract.

Ms. Thayer moved to approve the purchase of One (1) 2024 Chevrolet Tahoe 4WD 4dr Commercial - Joe Basil Chevrolet, Inc. 5111 Transit Rd. Depew, New York 14043 in the amount of \$52,950.00. The motion was adopted unanimously.

11. Authorization of Change Orders

11.1 Change Order No. 1 to Construction Contract 23-1146 for Airport Access Gates and Operators and Power Controls to Access Anvil Corp.

Mr. LaClair recommended authorization to approve Change Order No. 1 to Construction Contract 23-1146 for Airport Access Gates and operators and Power Controls to Access Anvil Corp. in the amount of \$237,188.86.

He advised this Change Order includes replacing the magnetic loops with microwave optic sensors at operator gates, additional wiring needed to connect the sensors and additional bollards to protect the sensors. Additionally there is a credit for not purchasing and installing the magnetic loops.

Ms. Thayer moved to approve Change Order No. 1 to Construction Contract 23-1146 for Airport Access Gates and operators and Power Controls to Access Anvil Corp. in the amount of \$237,188.86. The motion was adopted unanimously.



12. Authorization of Federal and State Grants

13. Informational Only

**13.1 Sublease for Food and Beverage Sales between OHM Concession Group, LLC
and Uncommon Grounds**

Old Business: None

New Business: None

Executive Session - Attorney-Client Privilege Matters

ES-1 – Security Sensitive Information – No Action

There being no further business, the meeting was adjourned at 10:04 a.m.



ALBANY COUNTY AIRPORT AUTHORITY

**REGULAR MEETING
AGENDA**

April 15, 2024

General:

- 1. Chairman's Remarks**
- 2. Approval of Minutes**
Regular Meeting – March 18, 2024
- 3. Communications and Report of Chief Executive Officer**

Reports:

- 4. Chief Financial Officer**
- 5. Project Development**
- 6. Counsel**
- 7. Concessions/Ambassador Program**
- 8. Public Affairs**
- 9. Business & Economic Development**

Action Items:

- 10. Authorization of Contracts/Leases/Contract Negotiations/Contract Amendments**
 - 10.1 Purchase – TLD Jet-16 Electric Aircraft Baggage and Cargo Tractor (Req. No. 68402) – Aero Specialties**
 - 10.2 Purchase - Five (5) Card Readers and Six (6) Cameras for Buildings 211 and 222 (Commuteair Hangars)**
 - 10.3 Purchase - Building 300 (Cargo Building) Six (6) Card Readers and Three (3) Cameras) Convergint (Req. No. 68716)**



- 10.4 Purchase - One (1) New Holland – TS6110 CAB 4WD
One (1) Alamo Boom Mower – 22’ Machete - Capital Tractor, Inc. NYS OGS
Contract No. PC68200 – Alamo; NYS OGS Contract No. PC693777

- 10.5 Aviation Related Legal Services Contract No. S-1170; Anderson & Kreiger, LLP

- 10.6 Amendment Terminal Checkpoint Expansion design in reference to the
geothermal design project with NYSERDA.

- 10.7 Purchase: One (1) 2024 Chevrolet Tahoe 4WD 4dr Commercial Joe Basil
Chevrolet, Inc.

- 11. Authorization of Change Orders
 - 11.1 Change Order 1 – Contract No. 23-1146-GC – Access Gates, Operators and Fence
Replacement

- 12. Authorization of Federal and State Grants

- 13. Informational Only

Old Business:


New Business:

Executive Session - Attorney-Client Privilege Matters


Terminal Expansion

Contract Bid Schedule- \$88M Construction Volume - 20 Months


- BP2 ■ Queuing Platform ■ Other
- BP4 ■ Bridge Demo Delay



Queuing Platform
10 week impact



Bridge/Rotunda Demo Delay - Unforeseen Utilities
5 week impact



Terminal Expansion

Other Items Impacting Schedule- under review:

- Unforeseen Power/Fiber
- Hydraulic Oil
- National Grid Underground Conflict
- Survey Dimension Adjustments
- Steel Connection Blast Mitigation Design Development (Delegated)
- Misc. Architectural Supplemental Instructions
- Escalator Installation Duration
- Unforeseen Utilities Interior



AGENDA ITEM NO. 3

Communications and Report of Chief Executive Officer

AGENDA ITEM NO. 4

Financials



ALBANY

INTERNATIONAL AIRPORT

Monthly Financial Report

March 2024

(dated April 24, 2024)

Table of Contents

Transmittal Letter	1
Financial Report	
Statement of Net Position	4
Summary of Revenues, Expenses and Net Results	5
Schedule of Operating Revenues	6
FBO Summary of Revenues, Expenses and Net Results	7
Notes to Financial Statements	8
Schedule of Statistics	10
Schedule of Scheduled Passenger Airline Services	11
Schedule of Positions by Entity	12
Schedule of Positions by Department	13
Schedule of RFP/B Solicitations	14
Budget High/Low Revenues	15
Budget High/Low Expenses	16



April 24, 2024

ACAA Members
Philip F. Calderone, Esq.

INTRODUCTION

Enplanements continue to trend positively from the prior year, as shown below:

	2024 Current Year versus			
	2023 Month Budget	2023 Month Actual	2023 YTD	2023 Prev. 12 Mo.
Enplanements	3.1%	13.2%	10.5%	6.2%
Cargo	(11.8)	(10.5)	(5.0)	0.3
Operations	(10.0)	(6.9)	(3.0)	(1.8)

	Month	
	Mar23	Mar24
Destination Airports	20	22
Scheduled Monthly Flight	1,321	1,249
Average Daily Flights	42.6	40.3
Pax Lift (Pax Seats)	140,331	141,947
Enplanements	108,087	122,407

FINANCIAL INFORMATION

Cash Position – Unrestricted (Operating)

The Airport continues to maintain a strong cash position. The Statements of Net Position provided on Page 4 reports unrestricted cash of \$35,972,445 and equates to approximately 10.68 months of operating reserves (Notes to Financial Statements #2, Page 8).

Cash Position – Restricted

Restricted cash available for capital purposes is as follows:

Projects	\$9,595,192
Projects – PFC	10,060,080
Projects – Other	1,414,574
	\$21,069,846

Accounts Receivable

The Accounts Receivable balance is approximately 15.58 of average day total operating revenues.

Equity – YTD Earnings

The Summary of Revenues, Expenses and Net results is provided on Page 5. The Airport recorded a change in net position for the month and year-to-date shown as follows:

	Month	YTD
Airport Operating	\$ 1,728,003	\$ 3,972,226
FBO Profit	157,114	463,792
	1,885,117	4,436,018
Other Rev/Exp (d.ser.)	(243,151)	(768,683)
Capital Contributions	-	-
Airline Incnt. Payts.	(22,522)	(88,058)
	(265,673)	(856,741)
	\$ 1,619,444	\$3,579,277*

*Please note, depreciation is not recorded on the monthly financial statements.

Airport Operating Revenues

Monthly operating revenues increased approximately \$341K from the same month the prior year. YTD operating revenues increased approximately \$1,267K over the same time period the prior year.

Airport Operating Expenses

Monthly operating expenses were approximately \$2,983K and \$2,862K for 2024 and 2023, respectively. YTD operating expenses were \$9,109K and \$8,161K for 2024 and 2023, respectively.

AIRPORT OPERATING BUDGET

Monthly airport operating revenues were favorable to budget by approximately **\$470K**, due in large part to airline terminal space rental revenue. Monthly airport operating expenses compared to budget were favorable by approximately **\$325K**.

YTD airport operating revenues were favorable to budget by approximately **\$358K**. YTD airport operating expense were favorable by approximately **\$815K**.

MILLION AIR FBO OPERATIONS

Revenues derived from the sale of JetA and AvGas fuels is the largest contributor of FBO revenue. Below are the fuel sold in gallons for both JetA and AvGas:

	2024 Current Year versus			
	2024 Budget	2023 Month	2023 YTD	2023 Prev. 12 Mo.
JetA (gals)	(39.4%)	(36.4%)	(20.5%)	(1.5%)
AvGas (gals)	(11.4)	53.8	28.3	11.4

FBO Summary of Revenues, Expenses and Net results are shown on Page 7.

The FBO had operating profits of approximately **\$157K** and **\$464K**, for the month and year-to-date, respectively, both favorable as compared to the budget.

Monthly FBO operating revenues were unfavorable to budget by approximately **\$29K**. Monthly FBO COGS (cost of goods sold-fuel) compared to budget were unfavorable by approximately **\$11K**. Monthly FBO operating expenses compared to budget were unfavorable by approximately **\$62K**.

YTD FBO operating revenues were unfavorable to budget by approximately **\$112K**, due to deicing services. YTD FBO COGS (cost of goods sold-fuel) compared to budget were unfavorable by approximately **\$19K**. YTD FBO operating expenses compared to budget were unfavorable by approximately **\$8K**.

PASSENGER AIRLINE SCHEDULES

Weekly Passenger Airline schedule flight changes over the past months are as follows:

		Begin	+	-	End
Jan22	(week#22-04)	243	27	(27)	243
Mar22	(week#22-13)	248	28	(11)	265
Apr22	(week#22-17)	265	48	(5)	308
May22	(week#22-21)	308	9	(25)	292
Jun22	(week#22-26)	288	22	(14)	300
Jul22	(week#22-31)	300	27	(6)	321
Aug22	(week#22-35)	321	7	(18)	310
Sep22	(week#22-39)	310	-	(40)	270
Oct22	(week#22-44)	270	13	(6)	277
Nov22	(week#22-48)	277	4	(38)	243
Dec22	(week#22-52)	243	26	(4)	265
Jan23	(week#23-04)	265	19	(15)	269
Feb23	(week#2308)	269	36	(3)	302
Mar23	(week#2312)	302	8	(13)	297
Apr23	(week#2316)	297	12	(9)	300
May23	(week#2321)	300	6	(16)	290
Jun23	(week#2325)	290	16	(28)	278
Jul23	(week#2330)	278	28	-	306
Aug23	(week#2334)	306	2	(9)	299
Sep23	(week#2338)	299	12	(25)	286
Oct23	(week#2343)	286	25	(14)	297
Nov23	(week#2347)	297	2	(41)	258
Dec23	(week#2352)	258	10	(11)	257
Jan24	(week#2404)	257	27	(17)	267
Feb24	(week#2408)	267	27	(7)	287
Mar24	(week#2412)	287	16	(18)	285
Apr24	(week#2417)	285	15	(12)	288
May24	(week#2421)	288	12	7	293

PROJECTIONS

2024 and 2025 enplanement projections are as follows:

	2024	2025
Jan 2024	1,425,000	1,460,000
Feb2024	1,425,000	1,460,000
Mar 2024	1,425,000	1,460,000
Apr 2024		
May2024		
Jun 2024		
Jul 2024		
Aug 2024		
Sep 2024		
Oct 2024		
Nov 2024		
Dec2024		

BOND RATINGS

Apr21	Moody's	A3	Stable
Jul23	Moody's	A2	Stable
Mar20	S&P Global Ratings	A-	Negative
Apr21	S&P Global Ratings	A-	Stable
Aug22	S&P Global Ratings	A	Stable

Fitch Not Rated

FULL TIME FILLED POSITIONS

Workforce consists of the following Full-Time Filled positions:

	<u>Begin</u>	<u>+</u>	<u>-</u>	<u>End</u>
Mar 2022	173	2	(5)	170
Apr 2022	170	3	(2)	171
May 2022	171	7	(3)	175
Jun 2022	175	4	(2)	177
Jul 2022	173	-	(3)*	174
Aug 2022	174	8	(1)	181
Sep 2022	181	5	(3)	183
Oct 2022	187 ⁽¹⁾	6	(10)	184
Thru Week 50	184	-	(3)	181
Thru Week 23-02	181	-	(2)	179
Thru Week 23-06	179	-	-	181
Thru Week 23-10	181	4	(1)	184
Thru Week 23-18	184	13	(11)	186
Thru Week 23-22	186	5	(3)	188
Thru Week 23-33	188	2	(5)	185
Thru Week 23-36	185	5	(5)	185
Thru Week 23-41	185	6	(4)	187
Thru Week 23-46	187	5	(3)	189
Thru Week 23-50	189	6	4	191
Thru Week 24-03	191	7	7	191
Thru Week 24-07	191	7	2	196
Thru Week 24-11	196	2	4	194
Thru Week 24-15	194	3	1	196

(1) 4 position adjustment

*adjustment

COMPARISON WITH NATIONAL

Comparison of enplanement and cargo levels with the North American (NAM) amounts as provided by ACI-NA are as follows:

	<u>Cargo (tons)</u>		<u>YTD YOY%</u>		<u>12YE YOY%</u>	
	<u>Month YOY%</u>		<u>NAM</u>	<u>ALB</u>	<u>NAM</u>	<u>ALB</u>
	<u>NAM</u>	<u>ALB</u>			<u>NAM</u>	<u>ALB</u>
Sep21	3.8	(6.6)	7.1	9.3	8.4	8.5
Oct21	(0.5)	(10.6)	6.4	7.0	7.6	6.6
Nov21	4.1	0.7	6.6	6.5	7.5	6.2
Dec21	0.4	(2.1)	5.8	5.5	5.8	5.5
Jan22	(7.3)	(14.3)	(7.3)	(14.3)	4.1	3.3
Feb22	3.3	(0.3)	(2.5)	(8.0)	4.0	2.6
Mar22	(0.8)	(8.5)	(1.8)	(8.2)	2.6	0.1
Apr22	(6.7)	(24.2)	(3.3)	(12.8)	0.5	(4.6)
May22	(6.3)	(18.7)	(3.9)	(14.1)	(0.4)	(7.1)
Jun22	(3.1)	(6.8)	(3.7)	(14.6)	(0.8)	(7.8)
Jul22	(5.5)	(14.5)	(4.0)	(13.0)	(1.3)	(9.1)
Aug22	(1.1)	(0.1)	(3.7)	(11.5)	(1.7)	(9.0)
Sep22	(2.5)	(2.3)	(3.5)	(11.7)	(2.3)	(9.5)
Oct22	(5.7)	(5.6)	(3.9)	(10.0)	(2.8)	(8.3)
Nov22	(3.4)	(0.8)	(3.8)	(9.2)	(3.4)	(8.4)
Dec22	(9.2)	(3.0)	(4.2)	(8.5)	(4.2)	(8.5)
Jan23	(7.7)	(7.7)	(7.7)	(7.7)	(4.2)	(8.0)
Feb23	(6.7)	(10.3)	(7.5)	(9.4)	(5.0)	(9.4)
Mar23	(8.5)	(2.0)	(7.9)	(6.2)	(5.8)	(8.1)
Apr23	(11.0)	(2.4)	(8.7)	(5.2)	(6.0)	(6.1)
May23	(2.5)	4.6	(7.5)	(3.2)	(5.7)	(4.1)
Jun23	(6.6)	(1.5)	(7.3)	(2.9)	(6.0)	(3.7)
Jul23	(11.5)	(5.4)	(7.9)	(3.3)	(6.3)	(2.9)
Aug23	(3.1)	21.8	(7.3)	0.1	(6.6)	(1.0)
Sep23	(8.5)	(8.3)	(7.4)	(0.9)	(7.1)	(1.5)
Oct23	(7.7)	1.9	(7.5)	(0.6)	(7.2)	(0.9)
Nov23	(5.5)	4.2	(7.4)	(0.1)	(7.6)	(0.5)
Dec23	(7.1)	(4.4)	(7.3)	(0.6)	(7.3)	(0.6)
Jan24	(2.0)	(9.1)	(2.0)	(9.1)	(6.9)	(0.7)
Feb24		6.5		(1.6)		6.9

Enplanements

	<u>Month YOY%</u>		<u>YTD YOY%</u>		<u>12YE YOY%</u>	
	<u>NAM</u>	<u>ALB</u>	<u>NAM</u>	<u>ALB</u>	<u>NAM</u>	<u>ALB</u>
Jan22	90.6	188.4	90.6	188.4	104.6	137.3
Mar22	65.5	117.1	81.9	149.3	148.5	237.6
Apr22	46.8	70.7	69.8	119.0	122.9	196.6
May22	31.8	38.4	59.9	93.6	101.2	161.5
Jun22	18.1	21.7	49.6	43.3	82.2	136.7
Jul22	7.8	15.1	40.3	61.0	65.5	107.1
Aug22	12.4	15.1	35.6	51.7	54.5	83.7
Sep22	18.5	10.6	33.4	31.4	47.4	21.8
Oct22	13.8	4.9	30.9	39.8	40.0	53.1
Nov22	8.4	3.3	28.5	35.7	32.8	41.6
Dec22	5.8	(0.4)	26.2	32.2	26.2	32.2
Jan23	26.8		26.8		23.8	
Feb23	17.5	15.7	22.6	18.4	20.6	18.9
Mar23	9.7	0.6	17.5	13.6	17.0	17.0
Apr23	7.1	(2.7)	14.4	8.7	14.1	12.1
May23	7.1	2.2	12.7	7.2	12.2	9.5
Jun23	7.7	(1.2)	11.8	5.6	11.4	7.2
Jul23	7.8	(0.2)	11.2	4.6	11.4	5.7
Aug23	7.7	4.8	10.7	4.6	11.0	4.7
Sep23	5.7	3.3	10.2	4.5	10.0	3.9
Oct23	7.3	11.7	10.0	5.2	9.5	4.6
Nov23	7.0	11.0	9.7	5.9	9.4	5.5
Dec23	8.5	16.4	9.7	6.7	9.7	6.7
Jan24	3.5	6.8	3.5	6.8	8.1	5.5
Feb24		11.1		9.0		5.1

**Albany County Airport Authority
Statements of Net Position**

	Unaudited March 31, 2023	Unaudited March 31, 2024
<u>ASSETS</u>		
CURRENT ASSETS		
Unrestricted Assets		
Cash and cash equivalents	\$7,846,809	\$10,783,697
Development Fund	20,826,986	25,188,748
Accounts Receivable - net	433,456	882,617
Lease Receivable	2,567,186	2,722,345
Prepaid Expenses	1,507,325	1,176,539
Total Unrestricted Assets	<u>33,181,762</u>	<u>40,753,946</u>
Restricted Assets		
Operating and Renewal Reserves	8,223,291	9,074,720
CFC Funds	456,283	470,480
Capital Funds	9,340,719	9,595,192
PFC Funds	9,105,592	10,060,080
Revenue Bond Funds	10,234,356	11,062,422
FAA Restricted Funds	206,894	213,206
Concession Improvement Funds	709,582	730,888
Total Restricted Assets	<u>38,276,717</u>	<u>41,206,988</u>
Total Current Assets	<u>71,458,479</u>	<u>81,960,934</u>
NON-CURRENT ASSETS		
Capital Assets	269,170,518	277,825,399
Lease Receivable	18,404,031	16,969,066
Prepaid Expenses	194,232	178,797
Total Non-Current Assets	<u>287,768,781</u>	<u>294,973,262</u>
Total Assets	<u>359,227,260</u>	<u>376,934,196</u>
<u>DEFERRED OUTFLOWS OF RESOURCES</u>		
Refunding	959,399	638,650
OPEB Expenses	1,025,989	906,998
Pension Expenses	1,048,107	1,063,610
Total Deferred Outflows of Resources	<u>3,033,495</u>	<u>2,609,258</u>
TOTAL ASSETS AND DEFERRED OUTFLOWS	<u>362,260,755</u>	<u>379,543,454</u>
<u>LIABILITIES AND NET ASSETS</u>		
CURRENT LIABILITIES		
Payable from Unrestricted Assets	6,042,009	11,522,633
Payable from Restricted Assets	10,357,461	14,353,423
Total Current Liabilities	<u>16,399,470</u>	<u>25,876,056</u>
NON-CURRENT LIABILITIES		
Bonds and other debt obligations	59,817,198	51,326,409
Net OPEB Liability	6,100,782	6,428,120
Net Pension Liability - proportionate share	(269,427)	1,112,966
Total Non-Current Liabilities	<u>65,648,553</u>	<u>58,867,495</u>
Total Liabilities	<u>82,048,023</u>	<u>84,743,551</u>
<u>DEFERRED INFLOWS OF RESOURCES</u>		
Concession Improvement Funds	808,526	939,516
OPEB Expenses	1,275,576	766,596
Pension Expenses	1,246,137	75,313
Leases	20,221,742	18,721,114
Total Deferred Inflows of Resources	<u>23,551,981</u>	<u>20,502,539</u>
<u>NET POSITION</u>		
Invested in Capital Assets, net of Related Debt	201,310,232	214,249,924
Restricted	36,212,162	39,010,392
Unrestricted	<u>19,138,357</u>	<u>21,037,048</u>
Net Position	<u>256,660,751</u>	<u>274,297,364</u>
TOTAL LIABILITIES, DEFERRED INFLOWS AND NET POSITION	<u>\$ 362,260,755</u>	<u>\$ 379,543,454</u>

Albany County Airport Authority
2023 Summary of Revenues, Expenses and Net Results
For the three months ended March 31, 2024

	Current Month			Year to Date		
	2024 Budget	2023 Actual	2024 Actual	2024 Budget	2023 Actual	2024 Actual
AIRPORT OPERATING REVENUES						
Airline	\$ 1,289,836	\$ 1,333,736	\$ 1,633,863	\$ 3,869,509	\$ 3,922,875	\$ 4,748,497
Non-Airline	2,951,175	2,915,474	3,076,895	8,853,524	7,891,090	8,332,832
Total Revenues	4,241,011	4,249,210	4,710,758	12,723,033	11,813,965	13,081,329
AIRPORT OPERATING EXPENSES						
Personal Services	1,073,882	842,333	1,077,820	3,221,646	2,468,402	3,064,717
Employee Benefits	561,368	440,645	485,801	1,684,105	1,354,139	1,427,123
Utilities & Communications	277,108	295,686	195,574	831,325	997,682	731,397
Purchased Services	644,465	475,888	594,797	1,933,394	1,357,498	2,030,559
Material & Supplies	483,710	536,814	385,172	1,451,131	1,317,702	1,200,788
Office	91,116	56,720	53,493	273,347	204,851	264,007
Administration	100,155	90,673	112,032	300,464	263,796	312,446
Non-Capital Equipment	76,304	123,273	78,066	228,913	197,096	78,066
Total Expenses	3,308,108	2,862,032	2,982,755	9,924,325	8,161,166	9,109,103
AIRPORT OPERATING RESULTS	932,903	1,387,178	1,728,003	2,798,708	3,652,799	3,972,226
FBO OPERATING RESULTS	201,040	463,843	157,114	603,120	1,091,117	463,792
TOTAL OPERATING RESULTS	1,133,943	1,851,021	1,885,117	3,401,828	4,743,916	4,436,018
OTHER REVENUES (EXPENSES)						
Interest Earnings	66,667	128,671	236,342	200,001	349,591	674,166
Passenger Facility Charges	303,456	303,456	303,456	910,368	910,368	910,368
ACAA Debt Service	(827,785)	(835,222)	(827,785)	(2,483,355)	(2,505,666)	(2,483,355)
Line of Credit Interest	(66,667)	-	-	(200,001)	-	-
Grant Income	11,558	552,489	14,136	34,674	574,909	38,038
Insurance Recoveries	-	-	-	-	-	-
Improvement Charges	30,700	30,700	30,700	92,100	92,100	92,100
Total Other Revenues(Expenses)	(482,071)	180,094	(243,151)	(1,446,213)	(578,698)	(768,683)
INCOME/(LOSS) BEFORE CAPITAL CONTRIBUTIONS	651,872	2,031,115	1,641,966	1,955,615	4,165,218	3,667,335
AIRLINE INCENTIVES	(33,333)	(32,334)	(22,522)	(99,999)	(88,491)	(88,058)
CAPITAL CONTRIBUTIONS	-	57,636	-	-	714,605	-
INCREASE (DECREASE) IN NET POSITION	\$ 618,539	\$ 2,056,417	\$ 1,619,444	\$ 1,855,616	4,791,332	3,579,277
NET POSITION, BEGINNING OF PERIOD					251,869,419	270,718,087
NET POSITION, END OF PERIOD					\$ 256,660,751	\$ 274,297,364
RECONCIATION TO AIRLINE FUNDS REMAINING:						
NET RESULTS BEFORE RESERVES	651,872	2,031,115	1,641,966	1,955,615	4,165,218	3,667,335
Less: Capital Improvements	(332,701)	(287,060)	(332,701)	(998,103)	(861,179)	(998,103)
Less: Reserve Requirements	(107,545)	(71,443)	(107,545)	(322,635)	(214,328)	(322,635)
NET RESULTS	211,626	1,672,613	1,201,720	634,878	3,089,711	2,346,598
Revenue Sharing:						
Transfer to/from Airlines (50%)	105,813	836,306	600,860	317,439	1,544,855	1,173,299
Authority Share (50%)	105,813	836,306	600,860	317,439	1,544,855	1,173,299
Less: Airline Incentives	(33,333)	(32,334)	(22,522)	(99,999)	(88,491)	(88,058)
Net Authority Share	\$ 72,480	\$ 803,972	\$ 578,338	\$ 217,440	\$ 1,456,364	\$ 1,085,241

Albany County Airport Authority
FBO Results
For the three months ended March 31, 2024

	Current Month			Year to Date		
	2024 Budget	2023 Actual	2024 Actual	2024 Budget	2023 Actual	2024 Actual
REVENUES						
Retail Fuel						
Jet A Fuel Sales	\$ 620,833	\$ 474,300	\$ 361,673	\$ 1,862,500	\$ 1,385,033	\$ 1,111,184
AvGas Fuel Sales	35,363	21,166	31,230	106,088	59,493	73,811
Commercial AvGas Fuel Sales	1,667	0	1,936	5,000	2,460	4,122
Auto & Diesel Fuel Sales	24,583	25,939	26,491	73,750	92,205	96,800
Retail Fuel Sales	682,446	521,405	421,330	2,047,338	1,539,191	1,285,917
Into Plane Fees	67,500	63,255	56,075	202,500	177,305	166,810
Fuel Farm Fees	76,375	77,156	69,564	229,125	202,693	219,960
General Aviation Landing Fees	28,333	41,632	42,082	85,000	91,752	100,271
Aircraft Parking Fees	45,833	60,876	64,783	137,500	128,584	120,199
Deicing Services	124,954	526,555	371,219	374,863	1,867,067	1,049,309
FBO Properties	37,428	37,947	24,576	112,283	104,044	99,331
FBO Services	11,250	46,688	53,790	33,750	62,420	68,609
TOTAL REVENUES	1,074,119	1,375,515	1,103,420	3,222,358	4,173,057	3,110,406
COST OF SALES						
Fuel Costs - Jet A	311,667	211,472	211,617	935,000	754,388	623,589
Fuel Discounts - Jet A	25,000	14,182	14,871	75,000	39,988	45,692
Fuel Costs - SAF	0	0	0	0	0	0
Fuel Costs - AvGas	26,738	15,875	22,615	80,213	48,102	52,411
Fuel Discounts - AvGas	0	534	695	0	1,780	1,821
Fuel Costs - Commercial AvGas	1,250	1,046	1,611	3,750	3,073	3,378
Fuel Costs - Auto & Diesel	18,500	23,428	23,403	55,500	72,023	79,588
Total Fuel Costs	383,154	266,536	274,811	1,149,463	919,355	806,479
Deicing Costs - Type I & IV	94,442	331,444	213,789	283,327	1,195,522	639,070
Customs Garbage, Oil & Other	167	0	0	500	0	6,894
Total Cost of Sales	477,763	597,980	488,600	1,433,289	2,114,877	1,452,443
Net Operating	596,356	777,535	614,820	1,789,068	2,058,180	1,657,963
OPERATING EXPENSES BY CATEGORY						
Personal Services						
Salaries	150,710	119,822	181,807	452,131	383,440	473,137
Overtime	20,669	24,463	33,951	62,006	64,843	70,348
Total Personal Services	171,379	144,284	215,757	514,137	448,283	543,486
Employee Benefits	67,067	37,166	52,138	201,200	134,922	167,026
Utilities & Communications	8,507	14,957	11,194	25,522	36,300	31,012
Purchased Services	57,568	22,253	47,394	172,705	112,611	106,080
Materials & Supplies						
Buildings	11,117	10,577	5,795	33,352	43,955	29,130
Grounds	3,167	0	0	9,500	1,055	2,849
Vehicles	38,099	43,822	59,206	114,298	94,960	181,051
Total Materials & Supplies	52,383	54,399	65,001	157,149	139,971	213,030
Administrative Expenses	28,870	40,634	38,422	86,609	94,977	105,737
Non-Capital Equipment	9,542	0	27,800	28,626	0	27,800
TOTAL EXPENSES	395,316	313,692	457,706	1,185,948	967,063	1,194,171
FBO Net Direct Cost	\$ 201,040	\$ 463,843	\$ 157,114	\$ 603,120	\$ 1,091,117	\$ 463,792

Albany County Airport Authority
Operating Revenues
For the three months ended March 31, 2024

	Current Month			Year to Date		
	2024 Budget	2023 Actual	2024 Actual	2024 Budget	2023 Actual	2024 Actual
AIRLINE REVENUES						
COMMERCIAL						
Landing Fees-Signatory	\$ 646,841	\$ 525,583	\$ 694,131	\$ 1,940,523	\$ 1,473,845	\$ 1,946,633
Landing Fees-Non Signatory	7,030	0	0	21,090	0	0
Airline Apron Fees	82,544	69,361	74,405	247,631	208,082	223,215
Glycol Disposal Fee	25,120	62,756	67,997	75,359	229,425	196,008
CARGO						
Landing Fees-Signatory	0	60,308	71,143	0	166,452	203,649
Landing Fees-Non Signatory	0	3,448	1,016	0	9,795	2,766
TERMINAL						
Loading Bridges	73,556	59,389	68,955	220,668	178,168	206,864
Space Rental	453,996	552,108	656,216	1,361,988	1,656,325	1,968,647
Non-Signatory Per Turn Fee	750	783	0	2,250	783	715
TOTAL AIRLINE REVENUES	1,289,836	1,333,736	1,633,863	3,869,509	3,922,875	4,748,497
NON-AIRLINE REVENUES						
AIRFIELD						
Tenant Maintenance	2,500	15,649	4,339	7,500	20,957	22,925
Total Airfield	2,500	15,649	4,339	7,500	20,957	22,925
TERMINAL						
Utility Reimbursement	2,000	3,759	3,644	6,000	9,377	9,266
Tenant Maintenance	1,713	550	850	5,140	2,180	3,270
Space Rent - Non Airline	13,011	18,851	16,371	39,034	57,161	49,816
Space Rent - Fixed Non Airline	48,329	47,130	47,130	144,987	141,389	141,389
Food & Beverage	121,125	108,797	122,653	363,375	296,424	316,792
Retail	90,250	86,734	82,799	270,750	217,150	219,556
Advertising	0	0	(4,300)	0	0	(4,300)
ATM	1,167	1,744	1,192	3,500	4,965	3,610
Operating Permits	29,256	38,663	28,179	87,768	90,110	101,617
Vending Machines	1,601	1,666	1,053	4,802	4,515	3,229
Baggage Cart Rentals	1,167	1,031	1,144	3,500	2,928	3,517
Total Terminal	309,619	308,925	300,715	928,856	826,199	847,761
GROUND TRANSPORTATION						
Parking	1,549,451	1,792,587	1,801,007	4,648,352	4,532,368	4,786,974
Rental Cars	546,250	273,430	362,932	1,638,750	998,179	1,030,933
Access Fees	16,714	40,202	1,641	50,141	71,201	32,878
TNCs	28,000	28,478	36,130	84,000	72,272	74,603
Garage Space Rent	7,187	6,911	7,188	21,562	20,733	21,563
Garage Kiosk Rent	1,800	1,800	1,800	5,400	5,400	5,400
Total Ground Transportation	2,149,402	2,143,409	2,210,698	6,448,206	5,700,153	5,952,350
OTHER AIRPORT						
Telephone System - Tenants	4,261	4,434	4,386	12,782	13,282	12,983
Building Rental	6,638	11,643	6,292	19,915	34,919	19,481
Control Tower Rental	66,210	64,595	65,887	198,631	193,786	197,662
Air Cargo Facility	91,667	44,080	109,550	275,000	130,135	328,651
State Executive Hangar	103,924	103,924	103,924	311,771	311,771	311,771
T Hangars	15,530	11,844	12,990	46,590	40,360	44,431
Tie Downs	132	252	136	397	756	408
Industrial Park	52,614	47,478	51,469	157,841	127,742	148,791
Land Rental	36,993	40,656	101,607	110,978	124,986	112,867
Eclipse Hangar	0	26,157	0	0	78,471	0
Hangar Rental	76,675	48,954	76,206	230,026	146,863	228,619
Antenna Space Rental	9,373	6,827	6,934	28,118	20,481	20,801
Internet and Cable Access	442	275	55	1,325	1,325	665
Fingerprinting	2,083	3,628	3,119	6,250	7,591	9,419
Tenant Maintenance	167	0	0	500	0	0
Ebay/Scrap/Equipment Sales	417	272	14	1,250	917	4,418
Utility Reimbursement	13,750	32,934	17,830	41,250	81,256	52,350
Reimb of Property Taxes	2,113	0	0	6,339	26,819	15,741
Other	6,667	(464)	742	20,000	2,320	737
Total Other Airport	489,654	447,491	561,142	1,468,963	1,343,782	1,509,796
TOTAL NON AIRLINE REVENUES	2,951,175	2,915,474	3,076,895	8,853,524	7,891,090	8,332,832
TOTAL REVENUES	\$ 4,241,011	\$ 4,249,210	\$ 4,710,758	\$ 12,723,034	\$ 11,813,966	\$ 13,081,329

March 2024 Monthly Financial Report

Notes to Financial Statements

1. Accounting Basis

This financial information is presented for the purposes of comparing budget to actual results and for indicating generally how revenues and expenses have compared to budgeted revenues and expenses through on a monthly basis. The financial information presented herewith is prepared on the Albany County Airport Authority's budgetary basis of accounting.

This report includes preliminary operating and performance statistics, and financial forecasts based upon the budgetary basis of accounting estimates that involve uncertainties that could result in actual financial results differing materially from preliminary estimates.

2. Cash Reserves

2024 Operating Budget - Airport	\$40,097,302
2024 Operating Budget – FBO	<u>10,476,951</u>
	\$50,574,253

Monthly Operating Outflow (\$50,574,253/12)
\$4,214,521

Months Operating Reserves Unrestricted
\$35,972,445/\$4,214,521 ~ 8.53 months

Months Operating and Renewal Reserves
\$9,074,036/\$4,214,521 ~ 2.15 months

	Unrest.	Restr	Total
Jan22	6.51	2.0	8.51
Feb	6.51	2.0	8.51
Mar	6.72	2.0	8.72
Apr	6.88	2.0	8.88
May	6.95	2.0	8.95
Jun	6.93	2.0	8.93
Jul	7.26	2.0	9.26
Aug	7.65	2.0	9.65
Sep	8.03	2.0	10.03
Oct	8.26	2.0	10.26
Nov	8.23	2.0	10.23
Dec	7.94	2.0	9.94
Jan23	6.85	2.1	8.95
Feb23	7.19	2.1	9.29
Mar23	7.49	2.1	9.59
Apr23	7.36	2.16	9.52
May23	8.03	2.16	10.19
Jun23	8.44	2.16	10.60
Jul23	8.92	2.17	11.09
Aug23	9.63	2.17	11.80
Sep23	10.22	2.18	12.40
Oct23	10.41	2.19	12.60
Nov23	10.61	2.19	12.80
Dec23	11.19	2.34	13.53
Jan24	8.40	2.13	10.53
Feb24	8.36	2.14	10.50
Mar24	8.53	2.15	10.68

3. Accounts Receivable

The amount of accounts receivables, shown as days of average annual (2023 Budget) daily revenues, is as follows:

$$\$63,781,565 / 365 = \$174,744$$

$$\$2,722,345 / \$174,744 = 15.58$$

Jan22	14.98
Oct	6.40
Nov	8.23
Dec	3.23
Jan23	6.96
Feb	4.99
Mar	2.71
Apr	6.65
May	10.59
Jun	16.06
Jul	1.02
Aug	0.68
Sep	5.00
Oct	10.58
Nov	2.74
Dec	1.10
Jan24	13.50
Feb	13.57
Mar	15.58

4. Capital Assets

The following are capital expenditures that are greater than \$50,000 and have a useful life greater than one year:

	Collected
Land	\$ 48,899,432
Buildings	247,884,827
Equipment	21,685,447
Improvements	<u>295,695,571</u>
	614,165,277
Accumulated Depreciation	<u>(358,738,428)</u>
	255,426,849
Construction In Progress	
CIP – Terminal Connector	15,202,882
CIP – Other	<u>7,195,669</u>
	<u>22,398,551</u>
	\$277,825,400

5. FAA AIP Funding

The following are grant amounts awarded to the Authority. Revenue is recognized when expenses are submitted for reimbursement, not when they are awarded.

	Awarded	Collected
AIP141-M.Plan	\$ 751,154	\$ 644,551
AIP143-CARES	15,277,876	15,277,876 C
AIP144-CHRSSA ³	5,093,917	5,093,917 C
AIP145-CHRSSA ²	320,510	320,510 C
AIP146-Taxi A	6,256,890	6,256,890 C
AIP147-Snow Equi	1,537,634	954,635
AIP148-ARPA	12,113,224	-
AIP149-Con Relief	1,282,039	1,282,039 C
AIP150-Taxi C	7,144,824	5,427,142
AIP151-B #303 CT	2,000,000	282,364
Jobs Act of 21 ¹	28,551,945	-

¹ Bipartisan Infrastructure Law, annual appropriation \$5,568,244, award pending.

6. Line of Credit Draws

	Paid		Reimbursed
LOC24-01	Mar 8, 24	\$984,381.73	
LOC24-02	Mar 8, 24	761,816.97	Apr 2, 2024
LOC24-03	Mar 20, 24	959,955.24	Apr 9, 2024

Albany International Airport
For the three months ended March 31, 2024

	Budget	Current Month		Budget	Year to Date		12 Month Running	
		2023	2024		2023	2024	2023	2024
Statistics								
Enplanements	118,750	108,087	122,407	356,250	299,280	330,794	1,326,315	1,408,153
	3.1%		13.2%			10.5%		6.2%
Operations								
Passenger	2,491	2,497	2,478	7,473	7,067	7,044	29,831	29,698
Cargo	230	250	166	690	702	470	3,282	2,512
Charter, Corporate & Diversions	363	394	346	1,088	952	922	4,306	4,295
General Aviation	1,283	1,039	960	3,850	2,678	2,585	14,611	14,554
Military	167	201	129	500.00	429	449	2,203	2,193
Total Operations	4,533	4,381	4,079	13,600	11,828	11,470	54,233	53,252
	-10.0%		-6.9%			-3.0%		-1.8%
Landed Weight (1,000)	125,000	125,718	130,685	375,000	352,575	370,123	1,491,479	1,548,730
	4.5%		4.0%			5.0%		3.8%
Cargo/Mail & Express	1,788	1,758	1,576	5,363	4,565	4,339	20,783	20,723
	-11.8%		-10.4%			-5.0%		-0.3%
Jet A Gallons	116,667	111,179	70,733	350,000	272,559	216,676	1,242,697	1,223,538
	-39.4%		-36.4%			-20.5%		-1.5%
AvGas Gallons	5,750	3,313	5,096	17,250	9,690	12,429	67,494	75,210
	-11.4%		53.8%			28.3%		11.4%
Deicing Consortium	5,417	9,427	13,531	16,250	42,076	43,016	63,315	60,893
Deicing sprayed/retail	7,000	17,956	16,062	21,000	60,809	43,936	90,333	58,774
Parking Revenue	\$ 1,549,451	\$ 1,792,587	\$ 1,801,007	\$ 4,648,353	\$ 4,532,368	\$ 4,786,974	\$ 16,611,569	\$ 17,621,146
Revenue per enplanement	\$ 13.05	\$ 16.58	\$ 14.71	\$ 13.05	\$ 15.14	\$ 14.47	\$ 12.52	\$ 12.51
Transactions		50,941	53,097		130,833	138,185	550,389	579,333
Average transaction		\$ 35.19	\$ 33.92		\$ 34.64	\$ 34.64	\$ 30.18	\$ 30.42
Concession Sales								
Rental Cars		\$ 3,420,215	\$ 3,973,499		\$ 9,817,839	\$ 10,315,265	\$ 61,730,418	\$ 64,532,552
Revenue per enplanement		\$ 31.64	\$ 32.46		\$ 32.80	\$ 31.18	\$ 46.54	\$ 45.83
Food and Beverage		\$ 873,834	\$ 1,012,461		\$ 2,378,063	\$ 2,606,467	\$ 9,898,505	\$ 10,784,956
Revenue per enplanement		\$ 8.08	\$ 8.27		\$ 7.95	\$ 7.88	\$ 7.46	\$ 7.66
Retail		\$ 380,696	\$ 413,996		\$ 1,020,227	\$ 1,097,780	\$ 4,432,814	\$ 4,932,379
Revenue per enplanement		\$ 3.52	\$ 3.38		\$ 3.41	\$ 3.32	\$ 3.34	\$ 3.50

SCHEDULED AIRLINE PASSENGER SERVICE

	Airlines	Non-Stop Destination Airports	Non-Stop Destination Cities ⁽¹⁾	Scheduled Flights	Average Flights per Day	Monthly Seats Available	Monthly Landed Weight (lbs.)	Enplane.	Projected Load Factor
Jan2022	7	18	13	1,066	34.4	111,340	107,337,992	74,020	66.5%
Jan2023	6	19	13	1,140	36.8	120,608	116,740,592	93,882	77.8
Apr23	6	19	13	1,303	43.4	139,097	132,131,600	110,378	79.3
May23	6	20	13	1,293	41.7	137,445	129,031,742	111,996	81.4
Jun23	6	20	14	1,184	39.2	133,612	122,568,672	111,736	83.6
Jul23	6	20	14	1,298	41.9	149,717	139,876,606	125,462	83.8
Aug23	6	20	14	1,333	43.0	155,747	144,635,616	139,302	89.4
Sep23	6	19	14	1,202	40.0	135,091	126,024,544	113,844	84.3
Oct23	6	21	16	1,308	42.2	152,125	143,836,306	135,785	89.3
Nov23	6	20	15	1,172	39.1	134,799	133,262,258	114,293	84.8
Dec23	6	21	15	1,203	38.8	137,828	138,198,004	108,990	79.1
Jan24	6	20	14	1,154	37.2	129,460	131,096,230	102,258	79.0
Feb24	6	20	15	1,132	39.0	127,626	127,492,938	108,129	84.7
Mar24	6	22	16	1,249	40.3	141,947	141,120,946	122,407	86.2
Apr24	6	20	14	1,252	40.3	137,834	134,432,308	113,864	86.2E
May24	6			1,295		145,241	140,610,190	125,197	86.2E

⁽¹⁾ Five (5) cities may be served by two or more airports; Chicago (ORD/MDW), New York (EWR/LGA) Orlando (MCO/SFB), Tampa (TPA/PIE/PGD), and Washington DC (DCA/IAD).

Weekly schedule flight changes are as follows:

		<u>Year-To-Date (net)</u>								
		Week		Week		Week		Week		
		#12-2024	+	(-)	#21-2024	#04-2024	+	(-)	#21-2024	#04-2023
1	ATL Atlanta, GA	20	-	-	20	20	1	(1)	20	20
2	BDL Hartford, CT	-	-	-	-	-	-	-	-	-
3	BWI Baltimore, MD	32	-	-	32	30	3	(1)	32	26
4	MDW Chicago-Midway	12	-	-	12	10	2	-	12	12
5	ORD Chicago-O'Hare	41	-	(3)	38	24	17	(2)	38	25
6	CLT Charlotte, NC	21	-	-	21	21	-	-	21	20
7	DFW Dallas/FT Worth, TX	7	-	-	7	7	-	-	7	-
8	DEN Denver, CO	-	-	-	-	-	-	-	-	-
9	DTW Detroit, MI	27	-	-	27	21	6	-	27	-
10	FLL Fort Lauderdale, FL	7	-	-	7	7	2	(2)	7	6
11	RSW Fort Myers, FL	-	-	-	-	-	1	(1)	-	-
12	MIA Miami, FL	-	-	-	-	1	-	(1)	-	1
13	MSP Minneapolis, MN	-	-	-	-	-	-	-	-	-
14	MYR Myrtle Beach, SC	2	-	-	2	-	2	-	2	-
15	BNA Nashville, TN	2	-	-	2	2	-	-	2	3
16	EWR Newark, NJ	14	-	-	14	20	-	(6)	14	14
17	LGA New York, LaGuardia	13	-	-	13	13	-	-	13	24
18	MCO Orlando, FL	22	-	(2)	20	20	3	(3)	20	15
19	SFB Orlando/Sanford, FL	2	-	(2)	-	2	2	(4)	-	2
20	PHL Philadelphia, PA	21	-	-	21	18	10	(7)	21	20
21	RDU Raleigh-Durham, NC	-	2	-	2	-	2	-	2	-
22	PGD Tampa/Punta Gorda, FL	2	-	-	2	2	5	(5)	2	2
23	TPA Tampa, FL	3	-	-	3	7	-	(4)	3	2
24	PIE Tampa/St. Pete, FL	2	-	-	2	2	2	(2)	2	2
25	DCA Washington DC-Reagan	20	5	-	25	20	5	-	25	26
26	IAD Washington DC-Dulles	18	5	-	23	20	7	(4)	23	21
		288	12	(7)	293	267	58	(37)	288	269

Week 07 2024**Full Time Positions**

	Budget Full Time	Budget Part Time	Budget Total	Filled Full Time	Vacant Full Time
AvPORTS					
Jan22	165	15	180	132	33
Jan23	175	16	193	129	46
Thru Week 23-28	174	15	189	133	41
Thru Week 23-33	174	15	189	134	40
Thru Week 23-36	174	15	189	132	42
Thru Week 23-41	174	15	189	135	39
Thru Week 23-46	174	15	189	136	38
Thru Week 23-50	174	15	189	138	36
Thru Week 24-03	174	15	189	138	36
Thru Week 24-07	192	10	202	142	50
Thru Week 24-11	192	10	202	140	52
Thru Week 24-15	192	10	202	142	50
FBO					
Jan22	33	-	33	25	8
Jan23	36	2	38	30	7
Thru Week 23-22	36	2	38	32	4
Thru Week 23-33	36	2	38	31	5
Thru Week 23-35	36	2	38	31	5
Thru Week 23-41	36	2	38	32	4
Thru Week 23-46	36	2	38	33	3
Thru Week 23-50	36	2	38	33	3
Thru Week 24-03	36	2	38	33	3
Thru Week 24-07	36	2	38	34	2
Thru Week 24-11	36	2	38	34	2
Thru Week 24-15	36	2	38	34	2
ACAA					
Jan22	20	3	23	20	-
Jan23	20	3	23	20	-
Thru Week 23-28	20	3	23	20	-
Thru Week 23-28	20	3	23	20	-
Thru Week 23-36	20	3	23	20	-
Thru Week 23-41	20	3	23	20	-
Thru Week 23-46	20	3	23	20	-
Thru Week 23-50	20	3	23	20	-
Thru Week 24-03	20	3	23	20	-
Thru Week 24-07	20	3	23	20	-
Thru Week 24-11	20	3	23	20	-
Thru Week 24-15	20	3	23	20	-
Total					
Jan22	218	18	236	177	41
Jan23	231	21	252	179	53
Thru Week 23-22	230	20	250	188	42
Thru Week 23-28	230	20	250	185	45
Thru Week 23-36	230	20	250	183	47
Thru Week 23-41	230	20	250	187	43
Thru Week 23-46	230	20	250	189	41
Thru Week 23-50	230	20	250	191	39
Thru Week 24-03	230	20	250	191	39
Thru Week 24-07	248	15	263	196	52
Thru Week 24-11	248	15	263	194	54
Thru Week 24-15	248	15	263	196	52

Week 11 2024**Full Time Positions**

	Budget Full Time	Budget Part Time⁽¹⁾	Budget Total	Filled Full Time	Vacant Full Time
10 Airfield (a)	29	2	31	19 (0 LOA)	10
20 Terminal-Custodial(b)	30	1	31	26 (1 LOA)	4
20 Terminal-Facilities(b)	11	1	12	10 (0 LOA)	1
21 Loading Bridge(b)	3	-	3	3 (0 LOA)	-
30 Parking (b)	22	5	27	14 (2 LOA)	8
30 Parking – Shuttle (b)	12	1	13	10 (0 LOA)	2
32 Landside	-	-	-	-	-
41 Operations (b)	38	-	38	17 (0 LOA)	21
42 ARFF (c)	25	-	25	25 (0 LOA)	-
43 Security	3	-	3	2	1
50 Vehicle Maint. (a)	12	-	12	10	2
59 Airport Mgmt.	7	-	7	6	1
60 FBO Comm.	11	-	11	10	1
61 FBO GA	21	2	23	21	0
69 FBO Admin (added)	4	-	4	3	1
71 ACAA	20	3	23	20	-
	248	15	263	196	52

⁽¹⁾ Does not include seasonal.

	Balance	Hire	Vacated	Balance
Jan22		2	2	
Feb		2	2	
Mar	171	2	5	168
Apr	168	3	2	169
May	169	7	3	173
June	173	4	2	175
July	175	-	2	174
Aug	174	8	1	181
Sep	181	5	3	183
Oct	183	-	2	181
Thru week 50	181	2	2	181
Thru week 23-02	181	-	2	179
Thru week 23-06	179	-	-	181
Thru week 23-10	181	4	1	184
Thru week 23-18	184	13	11	186
Thru week 23-22	186	5	3	188
Thru week 23-33	188	2	5	185
Thru week 23-36	185	5	5	185
Thru week 23-41	185	6	4	187
Thru week 23-46	187	5	3	189
Thru week 23-46	189	6	4	191
Thru week 24-03	191	7	7	191
Thru week 24-07	191	7	2	196
Thru week 24-11	196	2	4	194
Thru week 24-15	194	3	1	196

(a) CSEA 12/31/2026
(b) SMART 10/31/2023
(c) IAFF 03/31/2023

RFB/P/Qs Schedule

		Bid Notice	Pre Meeting	Bid Opening
21-1082	Structural & Interior for Terminal Expansion	Aug 15	Aug 29	Oct 11
23-1160	Sweeper Replacement Brushes	Aug 24	na	Sep 26
23-1161GC	Wade Road Tree Removal	Aug 31	Sep 14	Sep 21
23-1163GC	Airfield Lighting Control and Monitoring System	Sep 21	Oct 10	Nov 07
21-1082-TSA	TSA Equipment Location	Nov 9	Nov 18	Dec 18
23	Line of Credit	Dec 04	na	Jan 09
23	RFQ - Aviation Legal Services	Jan 18 & 25		Feb 15

Pending

24-	RFB - Janitorial Supplies	Feb 15		Mar 14
24-	RFQ – Energy Broker Services	Feb 22		Mar 28
24-	RFP – Shuttle Bus Detailing Services	pending Apr		
24-	RFB – Concourse A 1127-GC	April 18		May 23
24-	RFB-Fuel Farm Fire Suppression System	May 9		Jun 20
24-	RFB- Runway 01-19 Rehabilitation	May 16		Jun 20
24-	RFB - Credit Card Charge Services	pending Jun		
24-	RFB – Deicing Product	pending Aug		

ALBANY COUNTY AIRPORT AUTHORITY
Airport and FBO Operating Variances
YTD Budget vs. Actual
For the 3 month period ending March 31, 2024

		Budget	Actual	Variance	
Airport Operating Revenue					
31	03011	Long Term Parking	3,750,000	3,888,398	138,398
31	01035	Glycol Disposal Fee	75,359	196,008	120,649
31	03013	Economy Parking	566,438	625,406	58,969
31	01065	NE Quad Cargo Facility	275,000	328,651	53,651
31	03500	Tenant Maintenance	8,427	26,195	17,769
31	02062	Operating Permits	87,768	101,617	13,849
31	03410	Reimbursement of Property Taxes	2,113	15,741	13,628
31	03405	Utility Reimbursements	41,250	52,350	11,100
31	02020	Non-Airline Space Rental	39,034	49,816	10,782
31	09008	Ebay/Scrap/Equipment Sales	833	4,418	3,585
31	02025	Utility Reimbursement	6,000	9,266	3,266
31	09001	Fingerprinting	6,250	9,419	3,169
31	01050	Land Rental	110,978	112,867	1,889
31	02105	Telephone - Monthly Usage	0	190	190
31	02064	ATM Income	3,500	3,610	110
31	02057	Baggage Cart Concession	3,500	3,517	17
31	02100	Telephone - Monthly Service	12,782	12,794	12
31	03200	Tie Downs	397	408	12
31	03040	Garage Space Rent	21,562	21,563	1
31	01071	Hanger Maintenance NYS Executiv	31,000	31,000	0
31	03050	Garage Kiosk Rent	5,400	5,400	0
31	02030	Non Signatory Per Turn Fee	750	715	(35)
31	01060	Building Rental	19,915	19,481	(435)
31	02063	Internet & Cable Access	1,325	665	(660)
31	01055	Control Tower Rental	198,631	197,662	(969)
31	01070	Hanger Rental NYS Executive Hang	510,797	509,390	(1,407)
31	02056	Vending Machine Concession	4,802	3,229	(1,573)
31	03100	T-Hangar Rentals	46,590	44,431	(2,159)
31	02021	Non-Airline Space Fixed Rental	144,987	141,389	(3,599)
31	02054	Advertising	0	(4,300)	(4,300)
31	02200	Antennae Space Rentals	28,118	20,801	(7,317)
31	03014	Employee Parking	11,290	2,930	(8,360)
31	03300	Industrial Park	157,841	148,791	(9,050)
31	03027	TNCs	84,000	74,603	(9,397)
31	03024	Off-Airport Parking Facilities	42,750	32,878	(9,872)
31	02011	Rental of Boarding Bridges	220,668	206,864	(13,804)
31	09005	Miscellaneous Income	20,000	737	(19,263)
31	02012	Baggage Claim Room	520,093	497,152	(22,941)
31	01021	Apron Parking Fees	247,631	223,215	(24,416)
31	02010	Airline Space Rental	1,509,802	1,471,495	(38,307)
31	02052	Food & Beverage Concession	363,375	316,792	(46,583)
31	03010	Short Term Parking	320,625	269,764	(50,861)
31	02053	Retail Concession	270,750	219,556	(51,194)
31	01010	Landing Fees - Commercial/Signatc	2,107,500	1,946,633	(160,867)
31	02051	Rental Car Concession	1,638,750	1,030,933	(607,817)
			13,518,580	12,874,439	(644,142)
FBO Operating Revenue					
31	01540	Deicing Services-GA Retail	218,400	587,248	368,848
31	01541	Deicing Type I - Consortium	110,138	318,616	208,478
31	01543	Deicing Type IV - Consortium	29,588	82,561	52,973
31	01542	Deicing Type IV - Sprayed	16,738	60,884	44,147
31	01550	Customer Services	33,750	68,609	34,859
31	01513	Diesel Fuel Sales	50,000	70,949	20,949
31	01530	GA Landing Fees	85,000	100,271	15,271
31	01512	Auto Gas Fuel Sales	23,750	25,851	2,101
31	01514	AvGas Fuel Sales-Commercial	5,000	4,122	(878)
31	01521	Fuel Farm Revenues	229,125	219,960	(9,165)
31	01545	Properties	112,283	99,331	(12,952)
31	01535	GA Parking Fees	137,500	120,199	(17,301)
31	01511	AvGas Fuel Sales	106,088	73,811	(32,276)
31	01520	Into Plane Revenues	202,500	166,810	(35,690)
31	01510	Jet A Fuel Sales	1,862,500	1,111,184	(751,316)
			3,222,358	3,110,406	(111,952)
			16,740,938	15,984,844	(756,094)

Totals may not reconcile with financial statement due to revenue sharing and other adjustments.

Albany County Airport Authority
Airport and FBO Operating Expenses
YTD Budget vs. Actual High/Low by Category Report

For the 3 month period ending March 30/31, 2024

				Cumulative		
				Variance		
				Budget		
				Actual		
				Variance		
				Cumulative		
				Variance		
Airport Operating Expenses						
Salaries Expense						
34	12010	Overtime 1.5	224,448	273,173	(48,725)	(48,725)
34	12020	Overtime 2.0	13,216	29,808	(16,592)	(65,317)
34	13000	Temporary Help	0		0	(65,317)
34	12030	Incentives	2,500		2,500	(62,817)
34	11005	Part Time/Seasonal Salaries	56,997	28,921	28,076	(34,741)
34	11000	Salaries	2,924,485	2,732,216	192,269	157,529
			<u>3,221,646</u>	<u>3,064,118</u>	<u>157,529</u>	
Other Employee Expenses						
35	26010	Disability Insurance	31,308	46,909	(15,601)	(15,601)
35	29000	NYS Retirement	86,885	96,086	(9,201)	(24,802)
35	29001	TBI Retirement	82,081	87,094	(5,013)	(29,816)
35	24000	Medical Exams/Abstracts	5,025	7,484	(2,459)	(32,274)
35	22300	Health Insurance - Vision	1,475	1,879	(403)	(32,678)
35	24010	Employee EAP Program	242	435	(193)	(32,871)
35	22105	Other Post Employment Benefits (O	42,052	42,052	0	(32,871)
35	24015	Smoking Cessation Class	300		300	(32,571)
35	23000	Health Insurance - AFLAC	1,625	549	1,076	(31,495)
35	22200	Dental Insurance	11,107	9,535	1,572	(29,923)
35	25005	Uniform Purchases	10,879	7,030	3,849	(26,074)
35	25000	Uniforms & Laundry	18,932	13,262	5,670	(20,404)
35	26020	Unemployment Insurance	51,968	28,929	23,040	2,636
35	26030	Workers Compensation	133,583	101,379	32,204	34,840
35	21000	Social Security	242,656	172,158	70,497	105,337
35	22000	Health Insurance	963,986	812,342	151,644	256,981
			<u>1,684,105</u>	<u>1,427,123</u>	<u>256,981</u>	
Utilities						
36	34000	Sewer	17,875	78,812	(60,937)	(60,937)
36	33000	Natural Gas	94,592	111,157	(16,565)	(77,502)
36	36015	Telephones-Monthly Service	3,709	4,492	(783)	(78,286)
36	36060	Cable Television	3,040	3,447	(407)	(78,693)
36	36017	Payphones Annual & Monthly Serv	0		0	(78,693)
36	36018	Payphones - Monthly Usage	0		0	(78,693)
36	36035	Radio Communications	0		0	(78,693)
36	36016	Telephones-Monthly Usage	25	7	18	(78,675)
36	36012	Telephone - Sheriff	1,025	989	36	(78,639)
36	36011	Telephone Charges-Long Distance	128	43	84	(78,554)
36	36032	Internet Access	15,570	15,454	116	(78,439)
36	36010	Telephone Charges-Local	3,575	2,823	752	(77,687)
36	36020	Telephone Repairs	19,538	17,559	1,979	(75,708)
36	36030	Telephone-Cellular	22,550	8,003	14,547	(61,161)
36	35000	Water	24,888	9,172	15,715	(45,446)
36	31000	Electric	624,812	478,094	146,718	101,272
			<u>831,325</u>	<u>730,053</u>	<u>101,272</u>	
Purchased Services						
37	44005	Perimeter Security	193,886	373,377	(179,490)	(179,490)
37	44000	Public Safety	697,635	795,668	(98,033)	(277,523)
37	42060	Property Insurance	73,303	89,115	(15,812)	(293,335)
37	46010	Public Relations	25,875	40,967	(15,092)	(308,427)
37	44030	Employee Shuttle Service	3,125	13,750	(10,625)	(319,051)
37	49015	Consultant	12,000	18,688	(6,688)	(325,739)
37	45010	Refuse Removal Services	20,454	24,824	(4,370)	(330,109)
37	42020	Automotive Insurance	19,682	22,586	(2,904)	(333,012)
37	43000	Legal Services	12,500	13,117	(617)	(333,629)
37	44010	Armored Car Service	1,089	1,425	(336)	(333,965)
37	41020	Rates & Charges	0		0	(333,965)
37	44020	Parking Valet Service	0		0	(333,965)
37	49010	Architectural Services	0		0	(333,965)
37	42075	Violent and Malicious Acts	4,280	4,085	195	(333,770)
37	42065	Crime Insurance	2,242	2,038	204	(333,566)
37	42090	Fiduciary Liability	746		746	(332,821)
37	46020	Passenger Info Booth	33,000	32,093	907	(331,914)
37	42070	Public Official Liability	11,839	10,763	1,076	(330,838)
37	42080	Cyber Liability Insurance	13,760	12,308	1,452	(329,386)
37	47000	Special Studies	29,500	26,681	2,819	(326,567)

Totals may not reconcile with financial statement due to revenue sharing and other adjustments.

Airport and FBO Operating Expenses
YTD Budget vs. Actual High/Low by Category Report

For the 3 month period ending March 30/31, 2024

	Budget	Actual	Variance	Cumulative Variance
Airport Operating Expenses				
Purchased Services				
37 42093 Agency Fee	16,250	13,360	2,890	(323,676)
37 42041 Environmental Liability	12,328	8,837	3,490	(320,186)
37 42045 Builders Risk	6,250	2,756	3,494	(316,692)
37 42095 Insurance Claims	3,875		3,875	(312,817)
37 49020 Engineering Services	37,500	32,750	4,750	(308,067)
37 47010 GIS Services	6,000		6,000	(302,067)
37 49005 Appraisal	6,250		6,250	(295,817)
37 49060 Code Enforcement	12,500	5,114	7,386	(288,431)
37 46012 Artistic Exhibits	25,419	17,661	7,758	(280,673)
37 42010 Airport Liability	41,064	29,074	11,989	(268,684)
37 45000 Janitorial Services	211,042	195,288	15,754	(252,930)
37 49040 Professional Management	175,000	158,333	16,667	(236,264)
37 41010 Financial Services	62,500	37,000	25,500	(210,764)
37 46015 Advertising	37,500	3,293	34,207	(176,556)
37 49070 Other Professional Services	125,000	25,349	99,651	(76,906)
	<u>1,933,394</u>	<u>2,010,300</u>	<u>(76,906)</u>	
Material & Supplies				
38 52051 Control Tower Maintenance	70,000	105,768	(35,768)	(35,768)
38 53051 NYS Police Hangar Maintenance	31,250	52,098	(20,848)	(56,615)
38 52031 Electrical Repairs & Supplies	74,312	91,614	(17,301)	(73,916)
38 52010 Alarm & PA Systems	20,875	34,086	(13,211)	(87,127)
38 54011 Diesel Fuel	47,500	57,811	(10,311)	(97,438)
38 53090 T-Hangar Maintenance	7,500	17,610	(10,110)	(107,549)
38 52020 Baggage System	11,250	20,910	(9,660)	(117,209)
38 52035 Plumbing Repairs & Supplies	29,750	39,002	(9,252)	(126,460)
38 53040 Sign Expense	3,125	11,682	(8,557)	(135,017)
38 52063 Window Washing	16,500	24,408	(7,908)	(142,925)
38 51015 Apron Maintenance	14,750	21,004	(6,254)	(149,179)
38 54045 ARFF Vehicle Repair & Maintenance	5,000	10,982	(5,982)	(155,161)
38 53050 Snow Removal Services	94,500	99,977	(5,477)	(160,638)
38 54030 General Equipment Repair & Maintenance	39,454	43,250	(3,796)	(164,434)
38 52037 Pest Control	12,038	15,362	(3,324)	(167,758)
38 51052 Wastewater Conveyance	1,875	5,000	(3,125)	(170,883)
38 53071 Wildlife Hazard Management	8,750	11,393	(2,643)	(173,526)
38 52036 Automatic Door Repairs & Supplies	3,000	5,232	(2,232)	(175,757)
38 51055 Water District Charges	6,250	7,728	(1,478)	(177,235)
38 36035 Radio Communications	0	943	(942)	(178,177)
38 53048 Snow Removal Supplies	31,250	31,692	(442)	(178,619)
38 52041 Fire Equipment Testing	1,082	1,465	(383)	(179,003)
38 54070 Vehicle Shop Tools & Supplies	12,500	12,706	(206)	(179,208)
38 52050 US Customs	250	429	(179)	(179,387)
38 53078 Liquid Waste Disposal	0		0	(179,387)
38 53085 Land Lease	3,859	3,859	0	(179,387)
38 53020 Fencing	250		250	(179,137)
38 52055 Cargo Building Maintenance	20,000	19,735	265	(178,872)
38 52080 Sign Expense	375		375	(178,497)
38 52059 Storage Space Rental	1,875	820	1,055	(177,442)
38 51030 EMS Supplies	1,200	142	1,058	(176,384)
38 51054 Sewer District Charges	1,250		1,250	(175,134)
38 53041 Traffic Light Repairs	1,250		1,250	(173,884)
38 51033 ARFF Foam	1,463		1,463	(172,422)
38 51032 Hazardous Material Supplies	1,500		1,500	(170,922)
38 53070 Hazardous Waste Management	1,650		1,650	(169,272)
38 52071 ID Tags	9,250	7,491	1,759	(167,513)
38 51010 Fencing	2,000	214	1,786	(165,727)
38 51014 Pavement Repairs	1,875		1,875	(163,852)
38 52040 Fire Equipment Services	2,094	194	1,900	(161,952)
38 53060 Dump Fees - Landfill	2,250	260	1,990	(159,962)
38 53045 Catch Basin Maintenance	2,500	295	2,205	(157,757)
38 54040 Heavy Equipment Maintenance	20,000	17,642	2,358	(155,398)
38 54015 CNG Fuel	2,500	78	2,422	(152,976)
38 54022 Vehicle Communication Equipment	2,500		2,500	(150,476)
38 54060 Mower Repair & Maintenance	4,250	1,317	2,933	(147,543)
38 52014 Key Access System	3,125		3,125	(144,418)
38 54013 Vehicle/Equipment Tires	20,500	17,328	3,172	(141,246)

Totals may not reconcile with financial statement due to revenue sharing and other adjustments.

Albany County Airport Authority
Airport and FBO Operating Expenses
YTD Budget vs. Actual High/Low by Category Report

For the 3 month period ending March 30/31, 2024

		Budget	Actual	Variance	Cumulative Variance
Airport Operating Expenses					
Material & Supplies					
38	52013	15,000	11,707	3,293	(137,953)
38	51017	5,625	1,807	3,818	(134,135)
38	54010	31,250	27,314	3,936	(130,199)
38	52034	6,250	1,219	5,031	(125,168)
38	51016	6,250		6,250	(118,918)
38	54012	7,125	463	6,662	(112,256)
38	52090	8,525	1,150	7,375	(104,881)
38	51011	27,500	20,077	7,423	(97,458)
38	54021	32,000	22,389	9,611	(87,847)
38	52012	25,000	14,681	10,319	(77,528)
38	52033	40,125	29,636	10,489	(67,039)
38	51031	22,049	9,579	12,470	(54,569)
38	51057	55,000	41,148	13,852	(40,716)
38	52062	55,281	40,310	14,970	(25,746)
38	51053	50,000	31,647	18,353	(7,393)
38	52032	28,750	9,691	19,059	11,667
38	54050	27,500	7,589	19,911	31,577
38	53030	22,500	936	21,564	53,141
38	51020	22,500		22,500	75,641
38	53010	50,875	9,542	41,333	116,974
38	51019	92,500	13,328	79,172	196,146
38	52060	169,250	88,917	80,333	276,479
		1,451,131	1,174,652	276,479	
Office/Administration					
39	55015	150,227	176,694	(26,467)	(26,467)
39	66060	172,000	192,323	(20,323)	(46,790)
39	66050	9,500	15,054	(5,554)	(52,344)
39	66062	3,000	7,486	(4,486)	(56,829)
39	66012	7,150	10,777	(3,627)	(60,456)
39	55012	2,425	3,973	(1,548)	(62,004)
39	55050	425	849	(424)	(62,428)
39	55010	3,870	4,164	(294)	(62,723)
39	66011	125		125	(62,598)
39	55030	700	539	161	(62,437)
39	66002	163		163	(62,274)
39	55041	500	183	317	(61,957)
39	55011	425		425	(61,532)
39	66000	13,914	13,463	451	(61,081)
39	66014	500		500	(60,581)
39	66020	625		625	(59,956)
39	55060	8,191	7,381	810	(59,146)
39	66040	962	110	852	(58,294)
39	55040	2,250	1,149	1,101	(57,193)
39	66010	40,025	37,856	2,169	(55,024)
39	66013	3,750	932	2,818	(52,206)
39	55070	10,625	7,186	3,439	(48,767)
39	55031	3,500		3,500	(45,267)
39	55032	5,000	992	4,009	(41,258)
39	66030	7,500	1,070	6,430	(34,828)
39	55014	16,075	9,279	6,796	(28,032)
39	55016	55,847	48,164	7,683	(20,349)
39	55020	13,288	3,203	10,084	(10,265)
39	66061	41,250	27,352	13,898	3,633
		573,811	570,179	3,633	
Non-Capital Equipment					
41	83000	228,913	78,066	150,847	150,847
		228,913	78,066	150,847	
		9,924,326	9,054,490	869,835	

Totals may not reconcile with financial statement due to revenue sharing and other adjustments.

Albany County Airport Authority
Airport and FBO Operating Expenses
YTD Budget vs. Actual High/Low by Category Report

For the 3 month period ending March 30/31, 2024

		Budget	Actual	Variance	Cumulative Variance	
FBO Operating Expenses						
Cost of Good Sold (FBO)						
32	51111	Deicing Type I - Constortium	110,138	331,663	(221,525)	(221,525)
32	51113	Deicing Type IV - Consortium	29,588	101,486	(71,899)	(293,424)
32	51110	Deicing Type I - Sprayed	132,655	193,567	(60,913)	(354,337)
32	51107	Fuel Costs - Diesel	37,500	59,087	(21,587)	(375,924)
32	51105	Fuel Costs - Auto Gas	18,000	20,501	(2,501)	(378,424)
32	51112	Deicing Type IV - Sprayed	10,947	12,354	(1,407)	(379,831)
32	51125	Oil	250	1,019	(769)	(380,600)
32	51126	TKS	250	0	250	(380,350)
32	51108	Fuel Costs-AvGas Commercial	3,750	3,378	372	(379,978)
32	51103	Fuel Costs - AvGas	80,213	52,411	27,801	(352,176)
32	51102	Jet A Discounts	75,000	45,692	29,308	(322,869)
32	51101	Fuel Costs - Jet A	935,000	623,589	311,411	(11,457)
			<u>1,433,289</u>	<u>1,444,747</u>	<u>(11,457)</u>	
Salaries Expense						
34	11000	Salaries	452,131	473,137	(21,006)	(21,006)
34	12010	Overtime 1.5	62,006	70,348	(8,342)	(29,348)
			<u>514,137</u>	<u>543,486</u>	<u>(29,348)</u>	
Other Employee Expenses						
35	21000	Social Security	33,817	40,800	(6,983)	(6,983)
35	25005	Uniform Purchases	6,023	12,294	(6,271)	(13,254)
35	29001	Retirement	3,850	6,299	(2,449)	(15,704)
35	26020	Unemployment Insurance	7,192	8,777	(1,585)	(17,288)
35	24000	Medical Exams	375		375	(16,913)
35	22200	Dental Insurance	494		494	(16,420)
35	26010	NYS Disability	1,055		1,055	(15,365)
35	25000	Uniforms & Laundry	3,913	969	2,944	(12,422)
35	22000	Health	144,483	97,887	46,596	34,174
			<u>201,200</u>	<u>167,026</u>	<u>34,174</u>	
Utilities						
36	33000	Natural Gas	6,700	15,627	(8,927)	(8,927)
36	36035	Radio Communications	113	443	(331)	(9,257)
36	36033	Wireless	714	825	(111)	(9,368)
36	36030	Telephone - Cellular	0		0	(9,368)
36	35000	Water	500	467	33	(9,335)
36	36010	Telephone Charges-Local	44		44	(9,291)
36	36011	Telephone Charges-Long Distance	49		49	(9,242)
36	36060	Cable Television	1,652	1,033	620	(8,622)
36	31000	Electric	15,750	12,617	3,133	(5,490)
			<u>25,522</u>	<u>31,012</u>	<u>(5,490)</u>	
Purchased Services						
37	42095	Insurance Claims	1,250	3,000	(1,750)	(1,750)
37	42041	Environmental Liability	11,858	12,231	(372)	(2,122)
37	45010	Refuse Removal Services	662	796	(134)	(2,256)
37	45000	Janitorial Services	15,288	15,288	0	(2,256)
37	46010	Public Relations	10,500	7,000	3,500	1,244
37	42060	Property Insurance	15,750	7,018	8,732	9,976
37	49040	Professional Management	72,225	58,748	13,477	23,453
37	42010	Airport Liability	45,171		45,171	68,624
			<u>172,705</u>	<u>104,080</u>	<u>68,624</u>	
Material & Supplies						
38	54075	Fuel Truck Lease	31,944	94,208	(62,264)	(62,264)
38	54030	General Equipment Repair/Maint	20,104	28,725	(8,621)	(70,885)
38	52063	Window Washing	517	6,826	(6,309)	(77,194)
38	54011	Diesel Fuel	17,500	20,931	(3,431)	(80,625)
38	54070	Vehicle Shop Tools & Supplies	750	3,366	(2,616)	(83,241)
38	54021	Vehicle Repair & Maintenance	875	3,204	(2,329)	(85,570)
38	52031	Electrical Repairs & Supplies	2,925	4,378	(1,453)	(87,023)
38	52037	Pest Control	200	192	8	(87,015)
38	54022	Vehicle Communications Equipmen	250		250	(86,765)
38	52032	Elevator Repairs & Supplies	875	404	471	(86,294)
38	52010	Alarm & PA Systems	1,875	1,400	475	(85,819)
38	52036	Automatic Door Repairs & Supplies	500		500	(85,319)
38	54031	Quality Control Equipment	1,750	1,229	521	(84,798)
38	52034	Roof	875		875	(83,923)

Totals may not reconcile with financial statement due to revenue sharing and other adjustments.

Albany County Airport Authority
Airport and FBO Operating Expenses
YTD Budget vs. Actual High/Low by Category Report

For the 3 month period ending March 30/31, 2024

		Budget	Actual	Variance	Cumulative Variance	
FBO Operating Expenses						
Material & Supplies						
38	54013	Vehicle/Equipment Tires	5,250	4,339	911	(83,012)
38	52035	Plumbing Repairs & Supplies	1,375	316	1,059	(81,953)
38	54010	Gasoline	3,000	1,926	1,074	(80,879)
38	52033	HVAC	6,750	5,571	1,179	(79,700)
38	52060	Building Maintenance	10,710	8,701	2,009	(77,691)
38	52062	Janitorial Supplies	6,750	1,342	5,408	(72,284)
38	53078	Liquid Waste Disposal	9,500	2,849	6,651	(65,633)
38	54040	Heavy Equipment Maintenance	32,875	21,192	11,683	(53,950)
			<u>157,149</u>	<u>211,099</u>	<u>(53,950)</u>	
Office/Administration						
39	66000	Dues & Subscriptions	4,550	16,710	(12,160)	(12,160)
39	66015	Incentives	10,000	12,843	(2,843)	(15,003)
39	55015	Hardware/Software Maint Agreeemer	3,321	5,835	(2,514)	(17,518)
39	55070	Payroll Services	4,750	5,806	(1,056)	(18,574)
39	55030	Printed Forms/Letterhead	50	393	(343)	(18,917)
39	55012	Office Equipment Service Agreeemer	125	381	(256)	(19,173)
39	55010	Office Equipment Rental	350	549	(199)	(19,372)
39	55032	Printing Outside Services	0		0	(19,372)
39	55014	Computer Systems	688	379	309	(19,064)
39	55016	Computer Equipment	400		400	(18,664)
39	66010	Training/Travel	2,375		2,375	(16,289)
39	55060	Office Supplies	3,750	1,305	2,445	(13,844)
39	66060	Credit Card Service Charges	56,250	46,847	9,403	(4,440)
			<u>86,609</u>	<u>91,049</u>	<u>(4,440)</u>	
Non-Capital Equipment						
41	83000	Equipment	28,626	27,800	826	826
			<u>28,626</u>	<u>27,800</u>	<u>826</u>	
			<u>2,619,238</u>	<u>2,620,299</u>	<u>(1,061)</u>	

Totals may not reconcile with financial statement due to revenue sharing and other adjustments.

AGENDA ITEM NO. 5

Project Development

AGENDA ITEM NO. 6

Counsel

AGENDA ITEM NO. 7

Concessions/Ambassador Program

AGENDA ITEM NO. 8

Public Affairs

AGENDA ITEM NO. 9

Business & Economic Development

AGENDA ITEM NO. 10

**Authorization of Contracts/Leases/Contract
Negotiations/Contract Amendments**

AGENDA ITEM NO. 11

Authorization of Change Orders

AGENDA ITEM NO. 11.1

**Change Order 8 and 8a:
Authorization to Award Contract Change Order No. 8
and 8a - to Construction Contract 21-1082-GC for the
Pre-TSA Terminal Expansion to MLB Construction
Services, LLC**

AGENDA ITEM NO: 11.1
MEETING DATE: May 9, 2024

ALBANY COUNTY AIRPORT AUTHORITY
REQUEST FOR AUTHORIZATION

DEPARTMENT: *Planning and Engineering*

Contact Person: *John LaClair, P.E., Chief Engineer*

PURPOSE OF REQUEST:

Change Order 8 and 8a: *Authorization to Award Contract Change Order No. 8 and 8a to Construction Contract 21-1082-GC for the Pre-TSA Terminal Expansion to MLB Construction Services, LLC.*

CONTRACT AMOUNT:

Base:	\$32,796,900.00
Change Order #1	49,999.00 - ACAA Approved 01/23/2024
Change Order #2	49,999.00 - ACAA Approved 01/23/2024
Change Order #3	49,999.00 - ACAA Approved 01/23/2024
Change Order #4	113,499.81 - ACAA Approved 01/23/2024
Change Order #5	188,732.19 - ACAA Approved 01/23/2024
Change Order #6	344,659.00 - ACAA Approved 02/12/2024
Change Order #7	No Cost - ACAA Approved 03/18/2024
Change Order #8	115,765.00 – Pending Board Approval 05/09/2024
Change Order #8a	144,083.41 – Pending Board Approval 05/09/2024
Total:	\$33,853,636.41

BUDGET INFORMATION:

Anticipated in Current ALB Capital Plan: Yes No NA
Funding Account No.: CPN 50-2021

AWARD CONDITIONS MET:

Apprenticeship DBE MWBE

Service Disable Veteran Owned Business (SDVOB) N/A

FISCAL IMPACT - FUNDING (Dollars or Percentages)

Federal N/A State 100% Airport N/A
Term of Funding: 2023-2025
Grant No.: N/A STATE PIN: N/A

AGENDA ITEM NO: 11.1
MEETING DATE: May 9, 2024

JUSTIFICATION:

Request to approve Change Order # 8 & 8A for Contract # 21-1082-GC for the Pre-TSA Terminal Expansion to qualified low bidder MLB Construction Services, LLC Malta, NY for \$259,848.41. This Change Order #8 is due to the addition of water valves needed to shutdown the existing system, modifications to the structural design for tie in to existing structure, modifications to the existing elevator slabs. There are also deductions for items not needed. Change Order #8A is due to the discovery of additional underground electrical and communication ductbanks running between the Terminal and the North Garage. Once these ductbanks were discovered, the contractor was directed to re-route the cables in new conduits and switch the current systems that are fed by them (Revenue and Fire Alarm) over to the new cables. Then all systems were tested to ensure code compliance.

CHIEF EXECUTIVE OFFICER'S RECOMMENDATION:

Recommend approval.

FINAL AGREEMENT SUBJECT TO APPROVAL BY COUNSEL: YES ✓ NA _____

PROCUREMENT DEPARTMENT APPROVAL:

Procurement complies with Authority Procurement Guidelines and Chief Financial Officer has approved. YES ✓ NA _____

BACK-UP MATERIAL:

Please refer to the attached Change Order #8 backup information compiled by Turner Construction Company.

**Change Order 8:
Construction Contract 21-1082-GC
\$115,765.00**



AIA Document G731™ – 2019

Change Order, Construction Manager as Adviser Edition

PROJECT: (name and address) Albany County Airport Authority Terminal Expansion 737 Albany Shaker Road Albany New York 12211	CONTRACT INFORMATION: Contract For: General Construction [1082-GC] Date: 08/28/23	CHANGE ORDER INFORMATION: Change Order Number: 008 Date: 04/04/24
OWNER: (name and address) Albany County Airport Authority 737 Albany Shaker Road Albany New York 12211	ARCHITECT: (name and address) CHA Consulting Inc. 3 Winners Circle Albany, New York 12205	CONSTRUCTION MANAGER: (name and address) Turner Construction Company 1 Computer Drive South Albany, New York 12205
CONTRACTOR: (name and address) MLB Construction Services LLC One Stone Break Road Malta, New York 12020		

THE CONTRACT IS CHANGED AS FOLLOWS:

(Insert a detailed description of the change and, if applicable, attach or reference specific exhibits. Also include agreed upon adjustments attributable to executed Construction Change Directives.)

- 01. PCO-012 [NOC-012] Keep Short term Parking Lot Blast Wall Foundations [Deduct \$7,000.00]
- 02. PCO-013 [NOC-020R1] RFI-067 Roof Frames [Add \$27,322.00]
- 03. PCO-027 [NOC-017R2] Site Exploration for Water Shut Off Valve [Add \$5,000.00]
- 04. PCO-029 [NOC-13] Additional 6" 8x6 Tee for New Water Service [Add \$9,077.00]
- 05. PCO-031 [NOC-029R1] ASI-015 Structural Revisions [Add \$27,031.00]
- 06. PCO-032 [NOC-026] Delete Interior Manhole Lining [Deduct \$4,425.00]
- 07. PCO-033 [NOC-027] Delete SMH-01 Due to Pile Cap Conflict [Deduct \$4,232.00]
- 08. PCO-041 [NOC-033R1] ASI-017 Elevator Salb Modifications to Extnd TSA Access [Add \$14,005.00]
- 09. PCO-066 [NOC-042] ASI-031 Site Discrepancy Foundation Revision Detailing [Add \$5,991.00]
- 10. PCO-073 [NOC-049] ASI-038 Site Discrepancy Level 3 + Roof Steel [Add \$36,168.00]
- 11. PCO-078 [NOC-050] RFI-132 Garage Stair Increase [Add \$5,731.00]
- 12. PCO-082 [NOC-051] RFI-131 Electrical Conduits Removal at Canopy [Add \$1,097.00]
- 13. A schedule adjustment can be made in a future change order to which both MLB and ACAA agree to

The original Contract Sum was	\$ 32,796,900.00
Net change by previously authorized Change Orders	\$ 796,888.00
The Contract Sum prior to this Change Order was	\$ 33,593,788.00
The Contract Sum will be increased by this Change Order in the amount of	\$ 115,765.00
The new Contract Sum including this Change Order will be	\$ 33,709,553.00

The Contract Time will be increased by zero calendar (0) days.

The Contractor's Work shall be substantially complete on July 10, 2024 for Phase 1-2, August 7, 2024 for Phase 3a -4c and November 12, 2024 for Sitework.

NOTE: This Change Order does not include adjustments to the Contract Sum or Guaranteed Maximum Price, or the Contract Time, that have been authorized by Construction Change Directive until the cost and time have been agreed upon by both the Owner and Contractor, in which case a Change Order is executed to supersede the Construction Change Directive.

NOT VALID UNTIL SIGNED BY THE ARCHITECT, CONSTRUCTION MANAGER, CONTRACTOR, AND OWNER.

CHA Consulting Inc.
ARCHITECT (Firm name)

Turner Construction Company
CONSTRUCTION MANAGER (Firm name)

Jordan Hudak

SIGNATURE
Jordan Hudak

PRINTED NAME AND TITLE
Jordan Hudak- Sr. Project Manager

DATE: 5/3/2024

MLB Construction Services

CONTRACTOR (Firm name)
Jordan Hudak

SIGNATURE

PRINTED NAME AND TITLE
Jeff Lino - Vice President

DATE: 4/20/24

Robert Wagner

SIGNATURE
Robert Wagner

PRINTED NAME AND TITLE
Robert Wagner - Sr. Project Manager

DATE:

Albany County Airport Authority

OWNER (Firm name)

SIGNATURE

PRINTED NAME AND TITLE
Phil Calderone - Chief Executive Officer

DATE:

**Change Order 8a:
Construction Contract 21-1082-GC for the
Pre-TSA Terminal Expansion to MLB Construction
Services, LLC**

Pay go after CHA

Change Order # 8a

CLAIM FORM

TAX EXEMPT		TAX ID. NUMBER 14-1768979		LEAVE THESE SPACES BLANK	
SOLD TO		ALBANY COUNTY		RECEIVED FOR AUDIT	AMOUNT
		AIRPORT AUTHORITY			\$
CLAIMANT		MLB CONSTRUCTION SERVICES, LLC		ORDER	EXTENSIONS
ADDRESS		ONE STONE BREAK RD, MALTA NY 12020		CLAIM APPROVED THIS DATE	
				20__ FOR \$	
OFFICE OR DEPARTMENT		CODE		SIGNED: _____	
				AUDITOR	
DATE PAID		CHECK NO.			

PO NO	QUANTITY	DESCRIPTION OF ITEMS OR WORK PERFORMED	UNIT PRICE	AMOUNT
		• DLC T&M WORK → ASI-016		\$ 135,928.51
		• MLB O&P (ON \$127,075.81)		\$6,353.79
		• MLB SELF-PERFORMED WORK		\$11,637.37
		• MLB O&P (ON \$1,637.37)		\$163.74
			TOTAL	\$ 144,083.41

CLAIMS MUST BE RENDERED IN DUPLICATE TO HEAD OF DEPARTMENT FOR WHICH SERVICES OR MATERIALS ARE FURNISHED

CERTIFICATE OF CLAIMANT

I, ALEISHA CAMPBELL do hereby certify

(Print or type name of person certifying, whether claimant, member of firm or officer of corporation)

that I am CFO (if individual, leave blank; if partner write member of the firm (naming the firm) if corporation, title of officer and name of corporation and that this claim is true and correct and that the amount claimed is due, owing and unpaid, that the services were actually rendered, the disbursements actually and necessarily made or the supplies or equipment actually delivered and that the consideration has passed to the Albany County Airport Authority as stated herein) that no Federal or State taxes for which the Authority is exempt are included in the purchase price. Certified true and correct

NOTICE TO INDIVIDUAL CLAIMANTS

If this claim is being submitted for payment to an individual for services rendered or for any reason other than reimbursement of expenses incurred on county business, you must supply your Fed Tax ID No or your Social Security No. in the space provided

Fed Tax ID No or Social Security No

Aleisha Campbell
Claimant

By
Dated 3/28/2024

CERTIFICATE OF APPROVAL BY DEPARTMENT HEAD OR OFFICER THROUGH WHOM CLAIM ORIGINATED

I hereby certify that the service enumerated in this claim were actually rendered by the persons named, the disbursements made; or the supplies or equipment were actually delivered, accepted, counted and inspected by me and are satisfactory and of the quantity and quality specified in such claim; that the contract price has been earned; that the services, disbursements, supplies or equipment were necessary and have been, or will be, applied to the use of this department.

Dated _____, 20____

Head of Department

CLAIM NO.



MLB Construction Services LLC
 One Stone Break Road
 Malta, NY 12020
 Tel: (518)-289-1371
 Fax: (518) 289-1652

INVOICE

SUBMITTED TO: Albany County Airport Authority		PROJECT NAME ASI-016 PG Duct Bank & Conduit Tracing	
ADDRESS: 737 Albany Shaker Road Albany, NY 12211		MLB INVOICE # 13409	DATE 3/28/2024
ATTN: John LaClair	YOUR PO #	PROJECT # 24-504 Extra #9	INVOICE AMOUNT \$ 144,083.41

INVOICE #1 of 2 for this work

Cost of Labor, Materials, and Equipment to complete work related to ASI-016, Parking Garage Duct Bank & Conduit Tracing

See attached documentation

\$ 144,083.41

Invoice Total \$ 144,083.41

3/14/2024

Dear Sir or Madam,

PROJECT: Albany Airport NOC-34 ASI-016 PG Duct Bank and Conduit Tracing Tand M

DLC Electric supplied and installed all materials, labor, and equipment on a time and material basis for the parking garage conduit relocation for the total amount of \$ 135,928.51.

Included:

- 1) See attached time and material invoices.

Respectfully
Paul Cancanelli
DLC Electric LLC
Cell 518-365-5012

Accepted by

Bid Item	Brkdn Fct %	Material(\$)	Mat(%)	Labor Hrs	Lab(%)
1 Conduit Tracing	0.000	1,680.00	2.18	221.16	0.54
2 New Duct Bank Material	0.000	67,553.46	87.47	0.00	0.00
3 New Duct Bank Time	0.000	0.00	0.00	40,739.84	99.46
4 Generator Rental	0.000	7,674.08	9.94	0.00	0.00
5 Inspection	0.000	325.00	0.42	0.00	0.00
Total		77,232.54	100.00	40,961.00	100.00

Conduit Tracing

Description	Quantity	Unit	Net Cost	Labor	Unit	Total Material	Total Labor
1 KCI ENGINEERING INVOICE 1019358	1	E	1,680.00	0.00	E	1,680.00	0.00
2 G NICK LABOR 1HR AT 110.58	1	E	0.00	110.58	E	0.00	110.58
3 P CIANCANELLI 1HR AT110.58	1	E	0.00	110.58	E	0.00	110.58
Totals	3					1,680.00	221.16

New Duct Bank Material

	Description	Quantity	Unit	Net Cost	Labor	Unit	Total Material	Total Hours
1	4" CONDUIT - PVC40	940	C	553.94	0.00	C	5,207.04	0.00
2	# 1 THHN -GREEN	970	M	1,794.52	0.00	M	1,740.68	0.00
3	#500 THHN -COLORED	3,880	M	10,101.22	0.00	M	39,192.73	0.00
4	1/2-13x 2 HEX HEAD BOLT - PLTD STL	12	C	38.00	0.00	C	4.56	0.00
5	1/2-13 HEX NUT - PLTD STL	12	C	10.50	0.00	C	1.28	0.00
6	1/2" FLAT WASHER - PLTD STL	24	C	9.03	0.00	C	2.17	0.00
7	1/2" LOCK WASHER - PLTD STL	12	C	7.15	0.00	C	0.86	0.00
8	1/2-13x 1 1/2 BOLT HEX HEAD - S/S	8	C	77.00	0.00	C	6.16	0.00
9	1/2" FLAT WASHER - S/S	8	C	14.40	0.00	C	1.15	0.00
10	4" X 3" DUCT SPACER	178	C	192.07	0.00	E	341.88	0.00
11	4" PVC BELL END	16	C	1,028.33	0.00	E	184.21	0.00
12	4" PVC COUPLNG	22	C	460.24	0.00	E	101.25	0.00
13	PVC CEMENT QUART	6	C	2,713.76	0.00	E	162.83	0.00
14	4" PVC 90 LR 48"	6	C	8,428.18	0.00	E	505.69	0.00
15	QTY (4)-4" X 4" CONCRETE PULLBOX	1	E	10,113.00	0.00	E	10,113.00	0.00
16	MH ARMS 6"	16	E	44.00	0.00	E	704.00	0.00
17	MH STANCHIONS	8	E	71.50	0.00	E	572.00	0.00
18	4" PVC 30 DEG ELBOW	2	C	2,383.72	0.00	E	47.27	0.00
19	4" PVC EXPANSION FITTING	4	C	9,067.08	0.00	E	362.88	0.00
20	300 FOOT ROLL YELLOW ROPE	1	E	19.04	0.00	E	19.04	0.00
21	1/2" DROP IN ANCHOR	16	E	0.82	0.00	E	13.12	0.00
22	60LB BAG MORTAR MIX	2	E	8.98	0.00	E	17.96	0.00
23	#1 LONG BUTT SPLICE BURNDY	2	E	7.44	0.00	E	14.88	0.00
24	4" HEAT SHRINK #1	1	E	40.08	0.00	E	40.08	0.00
25	500MCM LONG BUTT SPLICE BURNDY	8	E	25.96	0.00	E	207.68	0.00
26	16" HEAT SHRINK 500MCM	1	E	511.36	0.00	E	511.36	0.00
27	500MCM LONG BARREL LUG 1/2"	8	E	22.19	0.00	E	177.52	0.00
28	#1 LONG BARREL LUG 3/8"	2	E	4.42	0.00	E	8.84	0.00
29	250MCM POLARIS LUG	4	E	36.78	0.00	E	147.12	0.00
30	DUCT TAPE	5	E	10.13	0.00	E	50.65	0.00
31	TIE WIRE ROLL	1	E	12.21	0.00	E	12.21	0.00
32	3M SCOTCH 35 TAPE	4	E	7.68	0.00	E	30.72	0.00
33	JET LINE -BUCKET	1	E	58.50	0.00	E	58.50	0.00
34	MEASURING TAPE	1	E	84.35	0.00	E	84.35	0.00
35	AQUA GEL-6 GAL	1	E	92.12	0.00	E	92.12	0.00
36	LARGE TIE WRAPS 24"	72	E	0.71	0.00	E	51.12	0.00
37	3M MASTIC PAD 2200	20	E	11.34	0.00	E	226.80	0.00
38	3M 1700 TAPE	4	E	2.88	0.00	E	11.52	0.00
39	PICKUP TRUCK	6	E	75.00	0.00	E	450.00	0.00
40	RACK TRUCK	4	E	95.00	0.00	E	380.00	0.00
41	SMALL GENERATOR 5KW	3	E	35.00	0.00	E	105.00	0.00

Job Name - Albany Airport NOC-34 ASI-016 PG Duct Bank and Conduit Tracing Tand M || Job # - 23040-NOC-34 T and M

3/14/2024 2:57:23 PM

3

	Description	Quantity	Unit	Net Cost	Labor	Unit	Total Material	Total Hours
42	5 GAL GASOLINE	1	E	16.45	0.00	E	16.45	0.00
43	DELIVERY CHARGE MH COVERS	1	E	66.00	0.00	E	66.00	0.00
44	QTY (2)- 4 X 4 CONCRETE PULL BOX	1	E	5,529.00	0.00	E	5,529.00	0.00
	Totals	6,295					67,553.48	0.00

New Duct Bank Time

Description	Quantity	Unit	Net Cost	Labor	Unit	Total Material	Total Labor
1 LABOR-SEE CHART	1	E	0.00	40,739.84	E	0.00	40,739.84
Totals	1					0.00	40,739.84

NAME	2/21/2024	2/23/2024	2/27/2024	2/29/2024	3/1/2024	3/4/2024	3/5/2024	3/6/2024	3/7/2024	3/8/2024	3/11/2024	TOTAL HRS	RATE	TOTAL	NAME
Paul Ciancanelli				2				7		2		11	110.58	1216.38	Paul Ciancanelli
Tom Seymour	3											3	100.07	300.21	Tom Seymour
Gerry Nick	1	8	4	5	8	8	8	8	8	7	4	69	110.58	7630.02	Gerry Nick
Gerry Nick OT		1		1		1.5		3	5			11.5	150.38	1729.37	Gerry Nick OT
Nick Kalinowski	3	8	4	5	8	8		8	8	6	4	62	72.08	4468.96	Nick Kalinowski
Nick Kalinowski OT		1		1		1.5		3	5			11.5	93.07	1070.31	Nick Kalinowski OT
Andrew Sawyer				5								5	65.08	325.4	Andrew Sawyer
Andrew Sawyer OT				1								1	82.57	82.57	Andrew Sawyer OT
Conner McDonough						8		8	8	6		30	100.07	3002.1	Conner McDonough
Conner McDonough OT						1.5		3	5			9.5	135.07	1283.17	Conner McDonough OT
Joe Murphy							8	8	8	6		30	100.07	3002.1	Joe Murphy
Joe Murphy OT								3	5			8	135.07	1080.56	Joe Murphy OT
Scott Teta							8	8	8	6		30	100.07	3002.1	Scott Teta
Scott Teta OT								3	5			8	135.07	1080.56	Scott Teta OT
Will Kasperek							8	8	8	6		30	65.08	1952.4	Will Kasperek
Will Kasperek OT								3	4			7	82.57	577.99	Will Kasperek OT
Nicholas Cioffi							8	8	8	6		30	100.07	3002.1	Nicholas Cioffi
Nicholas Cioffi OT								3	4			7	135.07	945.49	Nicholas Cioffi OT
Dennis Welcome								8	8			16	110.58	1769.28	Dennis Welcome
Dennis Welcome OT								3	1			4	150.38	601.52	Dennis Welcome OT
Chad Cook									8			8	107.07	856.56	Chad Cook
Chad Cook OT									5			5	145.57	727.85	Chad Cook OT
Louis Cioffi-Deliveries							4	2	3	3		12	86.07	1032.84	Louis Cioffi-Deliveries
												408.5		40,739.84	

Generator Rental

	Description	Quantity	Unit	Net Cost	Labor	Unit	Total Material	Total Hours
1	350KW WEEK RENTAL MILTON CAT	1	E	4,002.00	0.00	E	4,002.00	0.00
2	100KW WEEK RENTAL MILTON CAT	1	E	1,290.00	0.00	E	1,290.00	0.00
3	JOHN RAY AND SONS DIESEL FUEL	1	E	2,323.80	0.00	E	2,323.80	0.00
4	DEF -EMMISION FLUID	1	E	58.28	0.00	E	58.28	0.00
	Totals	4					7,674.08	0.00

Inspection

	Description	Quantity	Unit	Net Cost	Labor	Unit	Total Material	Total Hours
1	MDIA INSPECTION	1	E	325.00	0.00	E	325.00	0.00
	Totals	1					325.00	0.00

Final Pricing	Calculated (%)	Calculated (\$)	Variance (%)	Modified (\$)	Modified (%)	Alarm	Code
Database Material (Extension)	77,232.56	77,232.56		77,232.56			
Material Total		77,232.56		77,232.56			
Direct Labor		40,961.00		40,961.00			
Labor Total		40,961.00		40,961.00			
Total Cost		118,193.56		118,193.56			
Database Material Overhead	7,500	5,792.44		5,792.44			7,500
Labor Overhead	7,500	3,072.08		3,072.08			7,500
Adjustment Overhead	0.015	17.73		17.73			0.015
Total Overhead	7,515	8,882.25		8,882.25			7,515
Database Material Markup	6,885	5,550.22		5,550.22			6,885
Labor Markup	7,500	3,302.48		3,302.48			7,500
Total Markup	6,966	8,852.70		8,852.70			6,966
Selling Price		135,928.51		135,928.51			
Final Price		135,928.51		135,928.51			



ISO 9001:2008 CERTIFIED

ENGINEERS • PLANNERS • SCIENTISTS • CONSTRUCTION MANAGERS

6700 Old Collamer Road, Suite 107 • East Syracuse, NY 13057 • Phone 315-849-3500

DLC Electric, LLC
479 NY Route 40
Troy, NY 12182

February 9, 2024
Invoice No. 1019358
Final

KCI Job No.: 302400412 Task A
KCI Project: Albany Airport
Contact: Paul Ciancanelli

Remit to: KCI Technologies, Inc.
PO Box 791479
Baltimore, MD 21279-1479

Service rendered through 1/18/2024
Scope of Services: Utility Designation

Utility Designation 4 hours @ \$420 per hour \$ 1,680.00

TOTAL AMOUNT DUE THIS INVOICE \$ 1,680.00

PREVIOUS AMOUNT INVOICED:

TOTAL INVOICED AMOUNT TO DATE: \$ 1,680.00

TOTAL CONTRACT AMOUNT: \$ 1,680.00

CERTIFIED TRUE AND CORRECT

Brian MacVean
Project Manager
(315)-870-0952

Billing Contact: Tony Quiroz
Tony.quiroz@kci.com
(919) 278-2491

PLEASE REFERENCE INVOICE NUMBER ON YOUR CHECK OR REMITTANCE

QTY.	MATERIAL	PRICE	AMOUNT
420'	4" SCH 40 PVC		
80	CONDUIT CHAIRS		
2	QTS GLUE		
2	48" RADIUS 4" PVC SWEEPS		
2	4" PVC COUPLING		
8	4" BELL ENDS		

INVOICE NO. 15045

DLC ELECTRIC LLC
479 State Route 40
TROY, NEW YORK 12182

(518) 326-8130
Fax (518) 326-8132

JOB PHONE	DATE OF ORDER
JOB NAME / LOCATION	2-23-24
ALBANY AIRPORT	

TO: MLB
ASI-16
(DULT BANK)

PHONE: _____
ORDER TAKEN BY: _____

DESCRIPTION OF WORK	AMOUNT
LAY CONDUIT IN TRENCH MANHOLE TO MANHOLE	
2-4" COMMUNICATION	
2-4" POWER	

Acknowledgment of Time Only
MCA Construction Services, LLC

LABOR	HOURS	RATE	AMOUNT	TOTAL MATERIAL
Garry Nick	9			TOTAL LABOR
Nick Kalinowski	9			
WORK ORDERED BY	DATE COMPLETED			TAX
SIGNATURE (I hereby acknowledge the satisfactory completion of the work described hereon)				Thank You! PAY THIS AMOUNT --
Derek P. [Signature]				

QTY.	MATERIAL	PRICE	AMOUNT
4	4" PVC 45" RAD 90		
8	4" PVC COUPLING		
2	QTS PVC GLUE		
60	CONDUIT CHAIRS		
280'	4" SCIF 40 PVC		
	HOT BOX		
	GENERATOR		

Acknowledgment of Time Only
[Signature]
 N.Y. Construction Services, LLC.

INVOICE NO. 15043

DLC ELECTRIC LLC
 479 State Route 40
 TROY, NEW YORK 12182

(518) 326-8130
 Fax (518) 326-8132

JOB PHONE	DATE OF ORDER
	2-29-24
JOB NAME / LOCATION	
ALBANY AIRPORT	

TO: MLB
(ASL-16)

PHONE _____

ORDER TAKEN BY _____

TERMS

DESCRIPTION OF WORK		AMOUNT
INSTALL DUCT BANK (RE-ROUTE)		
G.T.		
LABOR	HOURS	AMOUNT
PAUL CANNANELLI	2	
GERARD NICK	5	1
ANDREW SAWYER	5	1
NICK KARIMOWSKI	5	1
TOTAL LABOR		
TOTAL MATERIAL		
TAX		

WORK ORDERED BY: [Signature] DATE COMPLETED: [Signature] ✓

SIGNATURE (I hereby acknowledge this satisfactory work has been done and I will pay the amount due):
Gerard Pellegro (TIO) ✓

Thank You!
 PAY THIS AMOUNT →

INVOICE NO. 15364

DLC ELECTRIC LLC
479 State Route 40
TROY, NEW YORK 12182

(518) 326-8130
Fax (518) 326-8132

JOB PHONE	DATE OF ORDER
JOB NAME / LOCATION	3-1-24
ALBANY AIRPORT	

TO: MLB
(AS1-16)

TERMS

QTY.	MATERIAL	PRICE	AMOUNT
	FOREMAN'S TRUCK		

DESCRIPTION OF WORK	AMOUNT
> - OBTAIN WIRE MEASUREMENTS FOR NEW DUCT BANK AND ESTIMATE ESTIMATE LENGTH OF RE-USED FEEDER CONDUITS, - LOOK @ TAMP FEED FOR PARKING GARAGE ELEVATOR AND ENTRY PLAZA. - PUT TOGETHER LIST OF EQUIPMENT NECESSARY FOR PLANNED SHUTDOWN	

Acknowledgment of Time Only
MLC Construction Services, LLC

LABOR	HOURS	RATE	AMOUNT	TOTAL MATERIAL
Gerry Nick	8			TOTAL LABOR
> Nick Kalinowski	8			
WORK ORDERED BY	DATE COMPLETED	TAX		
SIGNATURE (I hereby acknowledge the satisfactory completion of the above described work)				Thank You! PAY THIS AMOUNT →

Derek Petruzzis VTC ✓

INVOICE NO. 15365

DLC ELECTRIC LLC
479 State Route 40
TROY, NEW YORK 12182

(518) 326-8130
Fax (518) 326-8132

JOB PHONE	DATE OF ORDER
	3-4-24
JOB NAME / LOCATION	
ALBANY AIRPORT	

TO: MLB
(AS1-16)

FROM: _____

CHECK TAKEN BY: _____

QTY.	MATERIAL	PRICE	AMOUNT
4	MH BRACKETS		
4	MH ARMS		
8	1/2" DROP INS		
8	1/2" X 1/4 SS BOLTS		
8	1/2" SS FLAT WASH		
80	4" SCH 40 PVC		
4	4" COUPLINGS		
2	4" BELL ENDS		
14	4" X 3" CHAIRS		
1	QT GLUE		
400	STRING		
400	TRW TAPE		
1	BAG MORTAR		
1	GENERATOR		
1	HOT BOX		
1	PICKUP TRUCK		

DESCRIPTION OF WORK	AMOUNT
> COMPLETE SPARE	
COMM. CONDUIT TO	
FIRST MANHOLE.	
- DRESS MANHOLES	
* INSTALL BRACKETS	
* INSTALL DRAG LINES	
* MORTAR AROUND CONDUITS	
COMM MH'S ONLY	

LABOR	HOURS	RATE	AMOUNT	TOTAL MATERIAL
Garay Nick	9.5			TOTAL LABOR
Nick Kalinowski	9.5			
Connor Mc Donagh	9.5			

WORK ORDERED BY: _____ DATE COMPLETED: _____ TAX: _____

SIGNATURE (I hereby acknowledge the satisfactory completion of the above described work):
Steve Patenaude (TTC) ✓ **Thank You!**
 PAY THIS AMOUNT →

INVOICE NO. 15366

QTY.	MATERIAL	PRICE	AMOUNT
80'	4" SCH 40 PVC		
2	4" PVC BOW ENDS		
12	4x3 CONDUIT CHAIRS		
2	ROLLS DUCT TAPE		
1	ROLL EACH BROWN TAPE ORANGE TAPE YELLOW TAPE GREEN TAPE		
300'	SPOOL YELLOW ROPE		
	STOP DELIVERY PICK UP TRUCK		

DLC ELECTRIC LLC
479 State Route 40
TROY, NEW YORK 12182

(518) 326-8130
Fax (518) 326-8132

JOB PHONE	DATE OF ORDER 3-5-24
JOB NAME / LOCATION ALBANY AIRPORT	

TO: MUB
(A57-16)

PHONE _____
ORDER TAKEN BY _____

TERMS

DESCRIPTION OF WORK	AMOUNT
> PREP POWER CONDUITS IN TRUNK UNDER CANOPY FOR CONNECTION TO EXISTING CONDUITS.	
- LAY OUT CABLES FOR GENERATOR CONNECTIONS	
- SET UP WIRE FOR PULLING @ EX-MH	

Gerly Nick 8

LABOR	HOURS	RATE	AMOUNT	TOTAL MATERIAL
JOE MURPHY	8			TOTAL LABOR
SCOTT TETA	8			
NICHOLAS CIOFFI	8			
WILL KASPEREK	8			

Acknowledgment of Time Only
DLC Contracting Services, LLC.

WORK ORDERED BY: Berech Petrucci DATE COMPLETED: UTO ✓

Thank You!
PAY THIS AMOUNT →

QTY	MATERIAL	PRICE	AMOUNT
	Reel Set #1		
510'	500 Kcmil X 4		
510'	#1 AWG		
4	M.H STANCIONS		
8	6" STANCION ARMS		
8	1/2" DROP INS		
8	1/2" X 1 1/2" SS BOLTS		
8	1/2" FLAT WASH SS		
1	60 LB BAG MORTAR		
4	250 Kcmil Polaris Bugs		
	SHP Delivery		
	Pick up Truck		

DLC ELECTRIC LLC
479 State Route 40
TROY, NEW YORK 12182

(518) 326-8130
Fax (518) 326-8132

INVOICE NO. 15369

CALL PHONE	DATE OF ORDER
	3-6-24
JOB NAME - LOCATION	
ALBANY AIRPORT	

TO: MUB (ASI-16)

PHONE: _____

ORDER TAKEN BY: _____

NAME	TITLE	HRS	RATE	AMOUNT
Paul Ciancanecci	7 hrs			
GERRY NUCK	11 hrs	8.50	3 hr	
CONNOR McDONOUGH	11 hrs	8.50	3 hr	
DENNIS WELCH	11 hrs	8.50	3 hr	
NICK CIOFFI	11 hrs	8.50	3 hr	
NICK KALINOWSKI	11 hrs	8.50	3 hr	
WILL KASPEREK	11 hrs	8.50	3 hr	
JOE MURPHY	11 hrs	8.50	3 hr	
SCOTT TESTA	11 hrs	8.50	3 hr	

DESCRIPTION OF WORK	AMOUNT
> SHUTDOWN GARAGE FEED	
> CONNECT GENERATOR	
- REMOVE OLD FEEDER AND OBTAIN MEASUREMENT FOR NEW CABLES TO BE ORDERED	
- PULL ONE PARALLEL FROM REEL SET #1 FROM GARAGE TO TERMINAL SIDE M.H.	

LABOR	HOURS	RATE	AMOUNT	TOTAL MATERIAL
XXXXXXXXXX				TOTAL LABOR
WORK ORDERED BY: _____				TAX
DATE COMPLETED: _____				
SIGNATURE (I hereby acknowledge the satisfactory completion of the above described work):				Thank You! PAY THIS AMOUNT →
Jared Petrucci (TO) ✓				

INVOICE NO. 15367

DLC ELECTRIC LLC
479 State Route 40
TROY, NEW YORK 12182

(518) 326-8130
Fax (518) 326-8132

JOB PHONE	DATE OF ORDER
	3-7-24
JOB NAME / LOCATION	
ALBANY AIRPORT	



QTY	MATERIAL	PRICE	AMOUNT
	REEL SET #2		
460'	500 Kcmil X 4		
460'	#1 AWG		
8	500 Kcmil LONG BARREL WGS		
2	#1 LONG BARREL BUGS		
8	500 Kcmil / LONG BARREL BUTT SPLICE		
2	#1 LONG BARREL BUTT SPLICE		
12	3/2" X 2" GRADE 5 BOLTS		
12	1/2" NUTS		
24	1/2" FLAT WASHERS		
12	1/2" LOCK WASHERS		
16	MASTIC PADS		
30	24" TYRAPS		
10'	4" SCH 40 PVC		
2	4" PVC EXP. COUPLINGS		
4	4" PVC COUPLINGS		
2	4" 30' SWEEPS		
2	Rolls Duct TAPE		
1	BUCKET OF STRING		
1	Roll TAN TAPE		
1	BUCKET OF LUBE 5921		
2	DIESEL FUEL DELIVERY		
3	JERRY NICK	13 hrs @ 8.50	110.50
1	DENNIS WELCOME	9 hrs @ 8.50	76.50
1	CONNOR McDONOUGH	13 hrs @ 8.50	110.50
1	JOE MURPHY	13 hrs @ 8.50	110.50
1	SCOTT TETA	13 hrs @ 8.50	110.50
1	WILL KASPEREK	12 hrs @ 8.50	102.00
1	CHAD COOK	13 hrs @ 8.50	110.50
1	NICK KALINOWSKI	13 hrs @ 8.50	110.50
1	NICK CIOFFI	12 hrs @ 8.50	102.00

TO: MLB (AS1-16)

PRICE: _____

ORDER TAKEN BY: _____

DESCRIPTION OF WORK	AMOUNT
> CONNECT OLD FEEDER CONDUIT TO NEW DUCT BANK	
- COMPLETE PULLING REEL SET #1	
- PULL REEL SET #2 TO MAIN SWITCHGEAR	
- MAKE TERMINATIONS AND SPLICES, DRESS OUT MANHOLES AND CLOSE	
- SHUTDOWN FEEDER ICK AND PUT INSULATION @ PINCH POINTS.	

LABOR	HOURS	RATE	AMOUNT	TOTAL MATERIAL
				TOTAL LABOR
				
WORK ORDERED BY	DATE COMPLETED		TAX	
SIGNATURE (I hereby acknowledge the satisfactory completion of the above described work)				TAX
				Thank You! PAY THIS AMOUNT →

QTY.	MATERIAL	PRICE	AMOUNT
1	Roll DUCT TAPE		
4	Rolls ELECTRICAL TAPE		
4	MASTIC PADS		
12	24" TYRAPS		
	RACK TRUCK		
	PICK UP TRUCK		
	ELECTRICAL INSPECTION (STICKER @ MAIN SWGR)		

INVOICE NO. 15370

DLC ELECTRIC LLC
479 State Route 40
TROY, NEW YORK 12182

(518) 326-8130
Fax (518) 326-8132

JOB PHONE	DATE OF ORDER 3-8-24
JOB NAME / LOCATION ALBANY AIRPORT	

TO: MLB
(AS1-16)

PHONE _____

ORDER TAKEN BY _____

TERMS

DESCRIPTION OF WORK	AMOUNT
> DISCONNECT GENERATOR POWER FROM PARKING GARAGE AND CONNECT TO NEW FEED FROM TERMINAL.	

- LOAD OUT ALL EQUIPMENT
USED FOR (AS1-16).

PAUL C. ANCANELLI	2
GERRY NICK	7
CONNOR McDONOUGH	6
SCOTT TETA	6
JOE MURPHY	6
NICK KALINOWSKI	6
NICHOLAS CIOTTA	6
WILL KASPEREK	6

LABOR	HOURS	RATE	AMOUNT	TOTAL MATERIAL
X				TOTAL LABOR
WORK ORDERED BY			DATE COMPLETED	TAX
SIGNATURE: <u>[Signature]</u> MLB Construction Services, LLC				<p>Thank You! PAY THIS AMOUNT →</p>

INVOICE NO. 15371

DLC ELECTRIC LLC
 479 State Route 40
 TROY, NEW YORK 12182

(518) 326-8130
 Fax (518) 326-8132

JOB PHONE	DATE OF ORDER
	3-11-24
JOB NAME / LOCATION	
ALBANY AIRPORT	

TO: MLB
(AS1-16)

PHONE _____
 ORDER TAKEN BY _____

TERMS:

QTY.	MATERIAL	PRICE	AMOUNT
10'	4" SCH 40 PVC		
2	4" EXP. COUPLINGS		
2	4" COUPLINGS		
1	QT GLUE		
1	ROLL TY WIRE		
16'	HEAT SHRINK 500Kv/1		
4'	HEAT SHRINK #1 AWG		
	5gal GASOLINE		
	GENERATOR		
	HOT BOX		
	PICK UP TRUCK		

[Signature]
 Acting Superintendent
 MLE Construction Services, LLC

DESCRIPTION OF WORK	AMOUNT
> CUT AND CONNECT SPARE COMMUNICATION CONDUIT TO NEW DUCT BANK @ TERMINAL AND GARAGE SIDES OF ROAD.	
- INSTALL FOUR SPARE MANHOLE BRACKETS,	

LABOR	HOURS	RATE	AMOUNT	TOTAL MATERIAL
GERARD NICK	4			TOTAL LABOR
NICK KALINOWSKI	4			

WORK ORDERED BY _____ DATE COMPLETED _____ TAX _____

SIGNATURE (I hereby acknowledge the satisfactory completion of the above described work)
[Signature] (UIC)

Thank You!
 PAY THIS AMOUNT →



RENTAL INVOICE

INVOICE NUMBER INV3184903
 INVOICE DATE 03/14/2024
 PO NUMBER

BILL TO
 DLC Electric LLC
 479 State Route 40
 Troy, NY 12182
 USA

SHIP TO
 DLC Electric LLC
 737 ALBANY-SHAKER RD
 COLONIE, NY 12205
 USA

SALES ORDER	DOC DATE	INVOICE ACCOUNT	ORDER ACCOUNT	PAGE
RECE025156	3/14/2024	0995727	0995727	1 of 2
SALES REP	STORE	DIVISION		
Wasielewski, Pamela	Clifton Park	Engine		
QTY	DESCRIPTION			AMOUNT

1	350KW GENERATOR	From 3/6/2024 to 3/12/2024	\$2,270.00
	MAKE: CATERPILLAR	MODEL: XQ425	
	EQ ID: EQ207917	SERIAL #: X8H00529	
1	Transportation Two Way		\$900.00
16	50' 4/O Cable, 400A	From 3/6/2024 to 3/12/2024	\$832.00
	MODEL: 50' 4/O Cable, 400A		
16	4/O Fem Lug Pigtail	From 3/6/2024 to 3/12/2024	\$0.00
	MODEL: 4/O Fem Lug Pigtail		
16	4/O Male Bare Pigtail	From 3/6/2024 to 3/12/2024	\$0.00
	MODEL: 4/O Male Bare Pigtail		
5	50' 4/O Cable, 400A	From 3/6/2024 to 3/12/2024	\$260.00
	MODEL: 50' 4/O Cable, 400A		

Continued

To ensure proper credit, please detach this portion and return with remittance.



DLC Electric LLC
 479 State Route 40
 Troy, NY 12182
 USA

Customer Number: 0995727
 Invoice Date: 03/14/2024
 Invoice Number: INV3184903

Please make checks payable to:

Southworth-Milton, Inc.
 P.O. Box 3851
 Boston, MA 02241-3851

Amount Due:
 Amount Enclosed:

Check here for change of address. Please print the change on the back and return with remittance.



RENTAL INVOICE

INVOICE NUMBER INV3184903
 INVOICE DATE 03/14/2024
 PO NUMBER

BILL TO
 DLC Electric LLC
 479 State Route 40
 Troy, NY 12182
 USA

SHIP TO
 DLC Electric LLC
 737 ALBANY-SHAKER RD
 COLONIE, NY 12205
 USA

SALES ORDER	DOC DATE	INVOICE ACCOUNT	ORDER ACCOUNT	PAGE
RECE025156	3/14/2024	0995727	0995727	2 of 2
SALES REP	STORE	DIVISION		
Wasielewski, Pamela	Clifton Park	Engine		
QTY	DESCRIPTION	AMOUNT		

5	4/O Fem Lug Pigtail	From 3/6/2024 to 3/12/2024	\$0.00
		MODEL: 4/O Fem Lug Pigtail	
5	4/O Male Bare Pigtail	From 3/6/2024 to 3/12/2024	\$0.00
		MODEL: 4/O Male Bare Pigtail	
1	100KW GENERATOR	From 3/6/2024 to 3/12/2024	\$1,030.00
	MAKE: AS	MODEL: QAS125_AS	
	EQ ID: EQ244183	SERIAL #: UVC600648	

Subtotal Before Tax \$5,292.00

Thank you for your business!

Milton CAT is an equal opportunity employer and federal contractor or subcontractor. Consequently, the parties agree that, as applicable, they will abide by the requirements of 41 CFR 60-1.4(a), 41 CFR 60-300.5(a) and 41 CFR 60-741.5(a) and that these laws are incorporated herein by reference. These regulations prohibit discrimination against qualified individuals based on their status as protected veterans or individuals with disabilities, and prohibit discrimination against all individuals based on their race, color, religion, sex, or national origin. These regulations require that covered prime contractors and subcontractors take affirmative action to employ and advance in employment individuals without regard to race, color, religion, sex, national origin, protected veteran status or disability. The parties also agree that, as applicable, they will abide by the requirements of Executive Order 13496 (29 CFR Part 471, Appendix A to Subpart A), relating to the notice of employee rights under federal labor laws.

Title to and right of possession of items hereon shall remain vested in the seller until any indebtedness and all sums due or to become due from the purchaser, whether evidenced by note, open account, judgement or otherwise shall have been fully paid.

It is understood that no warranties of any kind, whether expressed or implied including any warranty of merchantability or fitness for a particular purpose, have been made or authorized by Southworth-Milton, Inc., with respect to any machinery, equipment or other products described herein except as set forth on the related lease, contract or warranty certificate if any.

Do You Want Electronic Billing? Send Request To ElectronicInvoicing@MiltonCAT.com

Pay This Amount	\$5,292.00
Credit Amount	

Payment Terms: COD - Payment on

DLC Electric LLC
 479 State Route 40
 Troy, NY 12182
 USA

Please make checks payable to:

Southworth-Milton, Inc.
 P.O. Box 3851
 Boston, MA 02241-3851

FED ID.# 02-0258444



Customer Number: 0995727
 Invoice Date: 03/14/2024
 Invoice Number: INV3184903

Amount Due: \$5,292.00
 Amount Enclosed:

Check here for change of address
 Please print the change on the back and return with remittance.

JOHN RAY AND SONS
 2794 A 7TH AVE. TROY NY 12180 518-272-4432

User Name: jrogerber

Transaction Report

13-Mar-2024

2:18 pm

Cust# 4636178
 DLC ELECTRIC
 479 STATE ROUTE 40
 TROY, NY 12182

Date Type Accounting Date

Transactions from 02/16/2024 thru 03/13/2024

Current Balance:

Event Date	Posting Code	Description	Reference#	TLS	Units	Ppu	Amount
03/11/2024	29	WINTER DYED ULSD	204454	Tank 15	113.50	3.756000	471.93
03/07/2024	29	WINTER DYED ULSD	200242	Tank 15	170.60	3.780000	713.97
03/07/2024	29	WINTER DYED ULSD	200449	Tank 15	12.10	3.780000	50.64
03/07/2024	29	WINTER DYED ULSD	200432	Tank 15	259.80	3.780000	1,067.26

Totals:

\$2323.80

* The balance column reflects a running balance based on the transactions selected and order in which they are posted. Whenever the selection criteria include a date range, and the transactions involved have not been posted in event date order, the running balance shown here may differ from other transaction history screens and documents.

NAPA AUTO PARTS

LATHAM NAPA
301 WOLF ROAD
LATHAM, NY 12110
(518) 783-6272

Time: 17:46
Date: 03/07/2021
Page: 1/1

Invoice Number 2041-112931



ALB000004128343

SOLD TO
2810
DLC ELECTRIC
479 STATE ROUTE 40
TROV, NY 12102-0000

Employee: J, S.
Sales Rep: 6,
Accounting Day: 7

Y
CCR
2000080804128343
Y

Part Number	Line	Description	Quantity	Price	Net	Total
DEF002	NAP	BLUE DEF 2.5 GAL	2.00	37.72	14.9900	29.98 T

Delivery:
Attention: DLC
Tax Exemption:
PO#: _____
Terms: _____

23-040
CUSTOMER COPY

Subtotal	29.98
TAXABLE @ 8.0000%	2.40
Total	32.38
Charge sale	32.38

Customer Signature
...
Valid thru date
REV BY

I agree to pay total amount according to card issuer agreement.
*** NOW HIRING ***
VISIT: jobs.gerard.com
SEE BY: VFR BY
RECEIPT REQUIRED FOR RETURNS
MAY VARY INFORMATION
AVAILABLE ON REQUEST
<< CUSTOMER COPY >>

2810 DLC ELECTRIC
479 STATE ROUTE 40
TROV, NY 12102-0000
INVOICE 412994
DATE: 03/08/2024 12:26 (00)
REF BY: LATHAM, NY 12110
301 WOLF ROAD
(518) 783-6272
LATHAM NAPA

2810 Visa 772 082183
TOTAL DUE **25.90**
Subtotal 23.98
TAXABLE @ 8.0000% 1.92
Above item on sale 0.00
1 NAL M71002 2 11.99 23.98
2 11.99 23.98
Net Total

Binghamton Precast and Supply Quote

28940

Project Name: Albany International Airport**Bid Date** 2/7/2024**Project Location:** Albany, NY (Albany Co.)**Sales Rep:** Liam M.

BPS Item	Qty	Item	Price	UOM
1		Fuel Surcharge / Trucking Note Fuel Surcharge: A fuel surcharge of \$ 0.025 per mile, round trip will be charged on all deliveries when the east coast average fuel price exceeds \$ 5.00 per gallon. See -(https://www.smc3.com/weekly-fuel-prices.jsp). An additional \$ 0.025 per mile, round trip will be charged for each additional \$ 0.10 per gallon increase in fuel over \$5.00 per gallon. Trucking To Jobsite: Delivery to jobsite of precast items quoted below is based on using BP&S or independent haulers, not at prevailing wage rate for project.		
2	4.00	4' 0" x 4' 0" Electric Pull Box Size: 4' 0" x 4' 0" x 4' 6" (interior dimensions) Heavy pick: 6,200 lbs approx. Includes: BP&S standard design, cover with access as needed, non-extended base, 6" walls, knockouts, (4) pulling irons, sump & ground rod hole if required, butyl seal Excludes: Frame & cover, coatings, threaded inserts, cable racks or other hardware, delivery and unloading.	\$1,710.00	EA
3	2.00	Frame & Cover for Electric Pull Box EJIW #1322 frame & 1480 solid "electric" cover 30" clear opening, 6.5" frame height Includes: Direct shipping from East Jordan Castings to job site (drop fee included) Excludes: Coatings, custom lettering, bolts, gaskets, unloading.	\$582.00	EA

<i>BPS</i> <i>Item</i>	<i>Qty</i>	<i>Item</i>	<i>Price</i>	<i>UOM</i>
4	2.00	Frame & Cover for Electric Pull Box EJIW #1322 frame & 1480 solid "communications" cover 30" clear opening, 6.5" frame height PLEASE NOTE: Estimated leadtime for "Communication" cover is 2-3 weeks. Includes: Direct shipping from East Jordan Castings to job site (drop fee included), (4) base flange holes. Excludes: Coatings, custom lettering, bolts, gaskets, unloading.	\$582.00	EA

5	1.00	Freight / Delivery INCLUDES: Delivery to 737 Albany Shaker Rd Albany, NY 12211 EXCLUDES: Setting.	\$945.00	EA

6 Binghamton Precast & Supply Terms of Sale / Credit

- 1.) Credit terms are Net 30 days from statement date. All unpaid balances are subject to a finance charge of 2% per month (24% per annum).
- 2.) The undersigned agrees to indemnify Binghamton Precast and Supply Corp. for all expenses incurred in connection with the collection of amounts payable under such an account, including court costs and attorney's fees. The obligation to pay attorneys fees continues on appeal.
- 3.) All prices are good for 30 days from the date of quotations unless otherwise noted.
- 4.) All quoted prices do not include tax. For all tax-exempt projects, a tax certificate must be on file before production or delivery can begin.
- 5.) A signed and dated copy of these terms of credit must be on file before production or delivery can begin
- 6.) Above prices are subject to a 5% cost escalation on all undelivered products 12 months from the date of order.
- 7.) Custom products are manufactured according to "approved" drawings. Binghamton Precast is not responsible for discrepancies with other drawings or specifications unless expressly noted on the approved drawings or agreed to in writing.
- 8.) All delivery dates and times are tentative and approximate unless specifically agreed to in writing.
- 9.) Binghamton Precast is not responsible for delays beyond our control (e.g. accident, breakdown, late drawings approvals, weather)
- 10.) Lifting devices will be charged to the customer's account and credited when they are returned. It is the responsibility of the customer to return all lifting devices at the customer's expense within 30 days of our last delivery. The contractor is responsible for all rigging to off load & set precast in the field.
- 11.) One hour of unloading time will be allowed per truck. Additional unloading time will be charged at an hourly rate.
- 12.) Delivery cancelations will be charged as follows: Cost of loading truck + Cost of unloading truck + Cost of truck lost revenue + cost of shipping permits, chase cars etc. Current charges for these costs are available on request and can be incorporated into these terms.
- 13.) Custom manufactured products cannot be returned for credit. If these products are returned, the customer will be charged for return shipping costs and disposal costs if applicable.
- 14.) Non-custom products may be returned and will be credited to the customer's account less the original and return freight costs and any restocking charge if applicable.
- 15.) Credit claims (e.g. back charges) claims for delivery shortages must be received in writing no later than 10 week days from occurrence. No claims will be allowed if notice exceeds 30 days from date of shipment.
- 16.) A fuel surcharge will apply to all deliveries as defined in the body of the quotation.
- 17.) All quoted prices are subject to approval of submittal drawings.

The above information is for the purpose of obtaining and opening a credit account. I/we hereby authorize the firm to whom this application is made to investigate the references that we provide pertaining to my/our credit and financial responsibility. It is acknowledged that a copy of these signed terms of credit will be maintained on file for all current and future credit sales for this account until terminated in writing by either party with 30 days' notice.

The undersigned attests they have read and agree to the above terms and have financial responsibility and willingness to bind the company and pay in accordance with these terms.

Company Name: _____ Date: _____

By (Signature) : _____ Title: _____

Binghamton Precast and Supply Quote

28940

Project Name: Albany International Airport

Bid Date 2/7/2024

Project Location: Albany, NY (Albany Co.)

Sales Rep: Liam M.

BPS Item	Qty	Item	Price	UOM
1		Fuel Surcharge / Trucking Note Fuel Surcharge: A fuel surcharge of \$ 0.025 per mile, round trip will be charged on all deliveries when the east coast average fuel price exceeds \$ 5.00 per gallon. See -(https://www.smc3.com/weekly-fuel-prices.jsp). An additional \$ 0.025 per mile, round trip will be charged for each additional \$ 0.10 per gallon increase in fuel over \$5.00 per gallon. Trucking To Jobsite: Delivery to jobsite of precast items quoted below is based on using BP&S or independent haulers, not at prevailing wage rate for project. -----		
2	2.00	4' 0" x 4' 0" Electric Pull Box Size: 4' 0" x 4' 0" x 4' 6" (interior dimensions) Heavy pick: 6,200 lbs approx. Includes: BP&S standard design, cover with access as needed, non-extended base, 6" walls, knockouts, (4) pulling irons, sump & ground rod hole if required, butyl seal Excludes: Frame & cover, coatings, threaded inserts, cable racks or other hardware, delivery and unloading. -----	\$1,710.00	EA
3	1.00	Frame & Cover for Electric Pull Box EJIW #1322 frame & 1480 solid "electric" cover 30" clear opening, 6.5" frame height Includes: Direct shipping from East Jordan Castings to job site (drop fee included) Excludes: Coatings, custom lettering, bolts, gaskets, unloading. -----	\$582.00	EA

BPS Item	Qty	Item	Price	UOM
4	1.00	Frame & Cover for Electric Pull Box EJIW #1322 frame & 1480 solid "communications" cover 30" clear opening, 6.5" frame height PLEASE NOTE: Estimated leadtime for "Communication" cover is 2-3 weeks. Includes: Direct shipping from East Jordan Castings to job site (drop fee included), (4) base flange holes, Excludes: Coatings, custom lettering, bolts, gaskets, unloading.	\$582.00	EA
5	1.00	Freight / Delivery INCLUDES: Delivery to 737 Albany Shaker Rd Albany, NY 12211 EXCLUDES: Setting.	\$945.00	EA

6

Binghamton Precast & Supply Terms of Sale / Credit

- 1.) Credit terms are Net 30 days from statement date. All unpaid balances are subject to a finance charge of 2% per month (24% per annum).
- 2.) The undersigned agrees to indemnify Binghamton Precast and Supply Corp. for all expenses incurred in connection with the collection of amounts payable under such an account, including court costs and attorney's fees. The obligation to pay attorneys fees continues on appeal.
- 3.) All prices are good for 30 days from the date of quotations unless otherwise noted.
- 4.) All quoted prices do not include tax. For all tax-exempt projects, a tax certificate must be on file before production or delivery can begin.
- 5.) A signed and dated copy of these terms of credit must be on file before production or delivery can begin
- 6.) Above prices are subject to a 5% cost escalation on all undelivered products 12 months from the date of order.
- 7.) Custom products are manufactured according to "approved" drawings. Binghamton Precast is not responsible for discrepancies with other drawings or specifications unless expressly noted on the approved drawings or agreed to in writing.
- 8.) All delivery dates and times are tentative and approximate unless specifically agreed to in writing.
- 9.) Binghamton Precast is not responsible for delays beyond our control (e.g. accident, breakdown, late drawings approvals, weather)
- 10.) Lifting devices will be charged to the customer's account and credited when they are returned. It is the responsibility of the customer to return all lifting devices at the customer's expense within 30 days of our last delivery. The contractor is responsible for all rigging to off load & set precast in the field.
- 11.) One hour of unloading time will be allowed per truck. Additional unloading time will be charged at an hourly rate.
- 12.) Delivery cancelations will be charged as follows: Cost of loading truck + Cost of unloading truck + Cost of truck lost revenue + cost of shipping permits, chase cars etc. Current charges for these costs are available on request and can be incorporated into these terms.
- 13.) Custom manufactured products cannot be returned for credit. If these products are returned, the customer will be charged for return shipping costs and disposal costs if applicable.
- 14.) Non-custom products may be returned and will be credited to the customer's account less the original and return freight costs and any restocking charge if applicable.
- 15.) Credit claims (e.g. back charges) claims for delivery shortages must be received in writing no later than 10 week days from occurrence. No claims will be allowed if notice exceeds 30 days from date of shipment.
- 16.) A fuel surcharge will apply to all deliveries as defined in the body of the quotation.
- 17.) All quoted prices are subject to approval of submittal drawings.

The above information is for the purpose of obtaining and opening a credit account. I/we hereby authorize the firm to whom this application is made to investigate the references that we provide pertaining to my/our credit and financial responsibility. It is acknowledged that a copy of these signed terms of credit will be maintained on file for all current and future credit sales for this account until terminated in writing by either party with 30 days' notice.

The undersigned attests they have read and agree to the above terms and have financial responsibility and willingness to bind the company and pay in accordance with these terms.

Company Name: _____ Date: _____

By (Signature) : _____ Title: _____



CABLE B TRACED (C)

CABLE COMMISSIONING REPORT

Project Name Albany Airport Expansion BP-02 ASI-016			
Project Address			
Equipment ID	WEST CONDUIT		
Building	Parking Garage		
Fed From	Terminal Main Switchgear		
CABLE DATA			
Manufacturer		Conductor Type	THHN Copper
Size- AWG	500 MCM	Rated Voltage	600V
Operating Voltage	480V		
MEGGER TEST READING			
Phase A - Neutral	2.08 G	Phase B - Ground	9.04 G
Phase B - Neutral	4.24 G	Phase C - Ground	18.56
Phase C - Neutral	5.3 G	Phase A - B	956 M
Ground - Neutral	18.0 G	Phase A - C	3.17 G
Phase A - Ground	7.1 G	Phase B - C	242 M
TERMINATIONS TORQUE RECORD			
	Manufacturer Value	Applied Value	in/lbs ft/lbs
Phase A		Line	Load
Phase B		Line	Load
Phase C		Line	Load
Neutral		Line	Load
Ground		Line	Load
Notes:			
Tester Name _____ Tester Signature _____ Date _____			



A

CABLE COMMISSIONING REPORT

Project Name Albany Airport Expansion BP-02 ASI-016			
Project Address			
Equipment ID	EAST CONDUIT		
Building	Parking Garage		
Fed From	Terminal Main Switchgear		
CABLE DATA			
Manufacturer		Conductor Type	THHN Copper
Size- AWG	500 MCM	Rated Voltage	600V
Operating Voltage	480V		
MEGGER TEST READING			
Phase A - Neutral	53.3 M	Phase B - Ground	56.9 M
Phase B - Neutral	36.9 M	Phase C - Ground	70.9 M
Phase C - Neutral	1.83 G	Phase A - B	120 M
Ground - Neutral	681 M	Phase A - C	70.6 M
Phase A - Ground	733 M	Phase B - C	1.1 G
TERMINATIONS TORQUE RECORD			
	Manufacturer Value	Applied Value	in/lbs ft/lbs
Phase A		Line	Load
Phase B		Line	Load
Phase C		Line	Load
Neutral		Line	Load
Ground		Line	Load
Notes:			
Tester Name _____ Tester Signature _____ Date _____			



A

CABLE COMMISSIONING REPORT

Project Name Albany Airport Expansion BP-02 ASI-016			
Project Address			
Equipment ID	EAST CONDUIT		
Building	Parking Garage		
Fed From	Terminal Main Switchgear		
CABLE DATA			
Manufacturer		Conductor Type	THHN Copper
Size- AWG	500 MCM	Rated Voltage	600V
Operating Voltage	480V		
MEGGER TEST READING			
Phase A - Neutral	1.85 G	Phase B - Ground	2.80 G
Phase B - Neutral	6.33 M	Phase C - Ground	3.12 G
Phase C - Neutral	7.15 M	Phase A - B	1.22 G
Ground - Neutral	1.29 G	Phase A - C	1.91 M
Phase A - Ground	2.08 G	Phase B - C	7.32 M
TERMINATIONS TORQUE RECORD			
	Manufacturer Value	Applied Value	in/lbs ft/lbs
Phase A		Line	Load
Phase B		Line	Load
Phase C		Line	Load
Neutral		Line	Load
Ground		Line	Load
Notes:			
Tester Name _____ Tester Signature _____ Date _____			



B

CABLE COMMISSIONING REPORT

Project Name Albany Airport Expansion BP-02 ASI-016			
Project Address			
Equipment ID	WEST CONDUIT		
Building	Parking Garage		
Fed From	Terminal Main Switchgear		
CABLE DATA			
Manufacturer		Conductor Type	THHN Copper
Size- AWG	500 MCM	Rated Voltage	600V
Operating Voltage	480V		
MEGGER TEST READING			
Phase A - Neutral	1.09 G	Phase B - Ground	3.82 G
Phase B - Neutral	593 M	Phase C - Ground	3.53 G
Phase C - Neutral	795 M	Phase A - B	121 M
Ground - Neutral	1.86 G	Phase A - C	380 M
Phase A - Ground	2.53 G	Phase B - C	461 M
TERMINATIONS TORQUE RECORD			
	Manufacturer Value	Applied Value	in/lbs ft/lbs
Phase A		Line	Load
Phase B		Line	Load
Phase C		Line	Load
Neutral		Line	Load
Ground		Line	Load
Notes:			
Tester Name _____ Tester Signature _____ Date _____			

MIDDLE DEPARTMENT INSPECTION AGENCY, INC.

Certifies that the electrical wiring to the electrical equipment listed below has been examined and is approved as being in accord with the National Electrical Code, applicable governmental, utility and Agency rules in effect on the date noted below and is issued subject to the following conditions.

Owner: Albany County Airport

Date: 03/08/2024

Occupant: Street Way to Parking Garage

Location: 737 Albany Shaker Rd.
Colonie, Albany Co. NY

Occupancy: Non-Residential

Applicant: DLC Electric LLC
479 State Route 40
Troy, NY 12182

Geneo Savoca


No.

1415091

EL

Equipment:

600A Service Equipment; 2 500A Service Conductor



This certificate applies to the electrical wiring to the electrical equipment listed above and the installation inspected as of the above noted date based on a visual inspection. No warranty is expressed or implied as to the mechanical safety, efficiency or fitness of the equipment for any particular purpose. This certificate shall be valid for a period of one year from the above noted date. Should the electrical system to which this certificate applies be altered in any way, including but not limited to, the introduction of additional electrical equipment and/or the replacement of any of the components installed as of the above noted date, this certificate shall be

immediately null and void. This certificate applies only to the use, occupancy and ownership as indicated herein. Upon a change in the use, occupancy or ownership of the property indicated above, this certificate shall be immediately null and void. In the event that this certificate becomes invalid based upon the above conditions, this certificate may be revalidated upon reinspection by Middle Department Inspection Agency, Inc. An application for inspection must be submitted to Middle Department Inspection Agency, Inc. to initiate the inspection and revalidation process. A fee will be charged for this service.



1 Stonebreak Road
 Malta, NY 12020

WORK ORDER VOUCHER

AST-16

Page 1

Charge to Hirpaat Date 2/29/27 Cost Code:
 Authorized by Derek Pataazzo MLB Job No 2010
 Description of Work. ASST SULLIVAN AND PLACE MAT
OF CONCRETE PAVEMENT

LABOR

Name	Trade	Rate	Hours	Other	Cost
<u>Allen Davis</u>	<u>LU</u>	<u>77.97</u>	<u>3 hr</u>		\$ <u>233.91</u>
					\$ -
					\$ -
					\$ -
					\$ -
					\$ -
					\$ -
					\$ -
					\$ -
					\$ -
					\$ -
					\$ -
					\$ -
					\$ -
					\$ -
Total Labor Cost					1 \$ -

MATERIALS/EQUIPMENT

Item	Quantity	Unit Cost	Other	Cost
				\$ -
				\$ -
				\$ -
				\$ -
				\$ -
				\$ -
				\$ -
				\$ -
				\$ -
				\$ -
Total Materials/Equipment Cost				2 \$ -

SUBCONTRACTORS

Subcontractors	Trade	Hours	Other	Cost
Total Subcontractor Cost				3 \$ -

TRUCKING

Driver	Rate	Pick Up	Fuel	Cost
Total Trucking Cost				4 \$ -

<p><i>Derek Pataazzo</i> (Signature) Customer Supervisor</p> <p><i>[Signature]</i> MLB Supervisor</p>	<table border="0"> <tr><td colspan="3">Total of Boxes 1, 2, 3, & 4</td><td>\$ -</td></tr> <tr><td>ADD:</td><td>5%</td><td>Small tools</td><td>\$ -</td></tr> <tr><td></td><td></td><td>Subtotal</td><td>\$ -</td></tr> <tr><td>ADD:</td><td>0%</td><td>SalesTax</td><td>\$ -</td></tr> <tr><td>ADD:</td><td>10%</td><td>Overhead</td><td>\$ -</td></tr> <tr><td>ADD:</td><td>10%</td><td>Profit</td><td>\$ -</td></tr> <tr><td colspan="3">TOTAL VALUE of this Work Order</td><td>\$ -</td></tr> </table>	Total of Boxes 1, 2, 3, & 4			\$ -	ADD:	5%	Small tools	\$ -			Subtotal	\$ -	ADD:	0%	SalesTax	\$ -	ADD:	10%	Overhead	\$ -	ADD:	10%	Profit	\$ -	TOTAL VALUE of this Work Order			\$ -
Total of Boxes 1, 2, 3, & 4			\$ -																										
ADD:	5%	Small tools	\$ -																										
		Subtotal	\$ -																										
ADD:	0%	SalesTax	\$ -																										
ADD:	10%	Overhead	\$ -																										
ADD:	10%	Profit	\$ -																										
TOTAL VALUE of this Work Order			\$ -																										



1 Stonebreak Road
Malta, NY 12020

WORK ORDER VOUCHER

ASI-16

Page 1

Charge to Air port Date 3/1/24 Cost Code: _____
 Authorized by Derek Petruzzio MLB Job No _____
 Description of Work: Relocate Existing FEWLE to Dig the Remaining Area for Conduit Run

LABOR

Name	Trade	Rate	Hours	Other	Cost
Allen Davis	LU	77.91	5	Good Bench (Buyer)	389.85
Joe Maccom	Sup		20		
Total Labor Cost					1 \$ -

Need to redesign should be O&P

MATERIALS/EQUIPMENT

Item	Quantity	Unit Cost	Other	Cost
				\$ -
				\$ -
				\$ -
				\$ -
				\$ -
				\$ -
				\$ -
				\$ -
				\$ -
				\$ -
Total Materials/Equipment Cost 19				2 \$ -

SUBCONTRACTORS

Subcontractors	Trade	Hours	Other	Cost
Total Subcontractor Cost				3 \$ -

TRUCKING

Driver	Rate	Pick Up	Fuel	Cost
Total Trucking Cost				4 \$ -

Customer Supervisor _____
 MLB Supervisor *[Signature]* _____

Total of Boxes 1, 2, 3, & 4 \$ -
 ADD: 5% Small tools \$ -
 Subtotal \$ -
 ADD: 0% Sales Tax \$ -
 ADD: 10% Overhead \$ -
 ADD: 10% Profit \$ -
 TOTAL VALUE of this Work Order \$ -



1 Stonebreak Road
Malta, NY 12020

WORK ORDER VOUCHER

AST-110

Page 1

Charge to Airport Date 3/1/24 Cost Code.
 Authorized by DECK - PETERZZO MLB Job No.
 Description of Work: RELOCATE concrete barriers for traffic

LABOR

Name	Trade	Rate	Hours	Other	Cost	
Allen Davis	LU	77.97	5 hr		\$ 389.85	
					\$ -	
					\$ -	
					\$ -	
					\$ -	
					\$ -	
					\$ -	
					\$ -	
					\$ -	
					\$ -	
					\$ -	
					\$ -	
					\$ -	
					\$ -	
					\$ -	
					\$ -	
					\$ -	
					\$ -	
					\$ -	
					\$ -	
					\$ -	
					\$ -	
Total Labor Cost					1	\$ -

MATERIALS/EQUIPMENT

Item	Quantity	Unit Cost	Other	Cost	
				\$ -	
				\$ -	
				\$ -	
				\$ -	
				\$ -	
				\$ -	
				\$ -	
				\$ -	
				\$ -	
				\$ -	
				\$ -	
				\$ -	
				\$ -	
				\$ -	
				\$ -	
				\$ -	
				\$ -	
				\$ -	
				\$ -	
				\$ -	
				\$ -	
Total Materials/Equipment Cost				2	\$ -

SUBCONTRACTORS

Subcontractors	Trade	Hours	Other	Cost	
				\$ -	
				\$ -	
				\$ -	
				\$ -	
				\$ -	
				\$ -	
				\$ -	
				\$ -	
				\$ -	
				\$ -	
				\$ -	
				\$ -	
				\$ -	
				\$ -	
				\$ -	
				\$ -	
				\$ -	
				\$ -	
				\$ -	
				\$ -	
				\$ -	
Total Subcontractor Cost				3	\$ -

TRUCKING

Driver	Rate	Pick Up	Fuel	Cost	
				\$ -	
				\$ -	
				\$ -	
				\$ -	
				\$ -	
				\$ -	
				\$ -	
				\$ -	
				\$ -	
				\$ -	
				\$ -	
				\$ -	
				\$ -	
				\$ -	
				\$ -	
				\$ -	
				\$ -	
				\$ -	
				\$ -	
				\$ -	
				\$ -	
Total Trucking Cost				4	\$ -

Deck Peterzzo (VTC)
Customer Supervisor
Jim [Signature]
MLB Supervisor

Total of Boxes 1, 2, 3, & 4	\$ -
ADD: 5% Small tools	\$ -
Subtotal	\$ -
ADD: 0% Sales Tax	\$ -
ADD: 10% Overhead	\$ -
ADD: 10% Profit	\$ -
TOTAL VALUE of this Work Order	\$ -



1 Stonebreak Road
Malta, NY 12020

ASI-16

WORK ORDER VOUCHER

Page 1

Charge to ALBANY Airport Date 3/11/24 Cost Code:
 Authorized by Derek MLB Job No.
 Description of Work: Assisted Sullivan with CONCRETE PLACE MEN

LABOR

Name	Trade	Rate	Hours	Other	Cost
<u>William Davis</u>	<u>Lv.</u>	<u>77.97</u>	<u>2 hrs</u>		\$ <u>155.94</u>
					\$ -
					\$ -
					\$ -
					\$ -
					\$ -
					\$ -
					\$ -
					\$ -
					\$ -
					\$ -
					\$ -
					\$ -
					\$ -
					\$ -
					\$ -
					\$ -
					\$ -
					\$ -
					\$ -
					\$ -
					\$ -
					\$ -
					\$ -
Total Labor Cost					1 \$ -

MATERIALS/EQUIPMENT

Item	Quantity	Unit Cost	Other	Cost
				\$ -
				\$ -
				\$ -
				\$ -
				\$ -
				\$ -
				\$ -
				\$ -
				\$ -
				\$ -
				\$ -
				\$ -
				\$ -
				\$ -
				\$ -
				\$ -
				\$ -
				\$ -
				\$ -
				\$ -
				\$ -
				\$ -
Total Materials/Equipment Cost				2 \$ -

SUBCONTRACTORS

Subcontractors	Trade	Hours	Other	Cost
				\$ -
				\$ -
				\$ -
				\$ -
				\$ -
				\$ -
				\$ -
				\$ -
				\$ -
				\$ -
				\$ -
				\$ -
				\$ -
				\$ -
				\$ -
				\$ -
				\$ -
				\$ -
				\$ -
				\$ -
				\$ -
Total Subcontractor Cost				3 \$ -

TRUCKING

Driver	Rate	Pick Up	Fuel	Cost
				\$ -
				\$ -
				\$ -
				\$ -
				\$ -
				\$ -
				\$ -
				\$ -
				\$ -
				\$ -
				\$ -
				\$ -
				\$ -
				\$ -
				\$ -
				\$ -
				\$ -
				\$ -
				\$ -
				\$ -
				\$ -
Total Trucking Cost				4 \$ -

[Signature]
Customer Supervisor

[Signature]
MLB Supervisor

Total of Boxes 1, 2, 3, & 4 \$ -

ADD: 5% Small tools \$ -

Subtotal \$ -

ADD: 0% Sales Tax \$ -

ADD: 10% Overhead \$ -

ADD: 10% Profit \$ -

TOTAL VALUE of this Work Order \$ -



1 Stonebreak Road
Malta, NY 12020

WORK ORDER VOUCHER

Page/1

Charge to ALBANY AIRPORT Date 3/14/24 Cost Code.
 Authorized by Dedick MLB Job No.
 Description of Work: Ass. + HD 501/m ASI-15

LABOR

Name	Trade	Rate	Hours	Other	Cost
<u>Allen Davis</u>	<u>WB</u>	<u>77.97</u>	<u>2</u>		\$ <u>155.94</u>
					\$ -
					\$ -
					\$ -
					\$ -
					\$ -
					\$ -
					\$ -
					\$ -
					\$ -
					\$ -
					\$ -
					\$ -
					\$ -
					\$ -
					\$ -
					\$ -
Total Labor Cost					\$ <u> </u>

MATERIALS/EQUIPMENT

Item	Quantity	Unit Cost	Other	Cost
				\$ -
				\$ -
				\$ -
				\$ -
				\$ -
				\$ -
				\$ -
				\$ -
				\$ -
				\$ -
				\$ -
				\$ -
				\$ -
				\$ -
Total Materials/Equipment Cost				\$ <u> </u>

SUBCONTRACTORS

Subcontractors	Trade	Hours	Other	Cost
				\$ -
				\$ -
				\$ -
				\$ -
				\$ -
				\$ -
				\$ -
Total Subcontractor Cost				\$ <u> </u>

TRUCKING

Driver	Rate	Pick Up	Fuel	Cost
				\$ -
				\$ -
				\$ -
Total Trucking Cost				\$ <u> </u>

Dedick
Customer Supervisor

[Signature]
MLB Supervisor

Total of Boxes 1, 2, 3, & 4 \$ -

ADD: 5% Small tools \$ -

Subtotal \$ -

ADD: 0% SalesTax \$ -

ADD: 10% Overhead \$ -

ADD: 10% Profit \$ -

TOTAL VALUE of this Work Order \$



1 Stonebreak Road
Malta, NY 12020

WORK ORDER VOUCHER

AST-16

Page 1

Charge to Albany Airport Date 3/27/24 Cost Code _____
 Authorized by Derek MLB Job No. _____
 Description of Work: PLACE CONCRETE for PAVEMENT Supplement to Subcontract

LABOR

Name	Trade	Rate	Hours	Other	Cost
ALLEN DAVIS	LU	77.97	4 hrs		\$ 311.88
					\$ -
					\$ -
					\$ -
					\$ -
					\$ -
					\$ -
					\$ -
					\$ -
					\$ -
					\$ -
					\$ -
					\$ -
					\$ -
					\$ -
					\$ -
					\$ -
					\$ -
					\$ -
Total Labor Cost					1 \$ -

MATERIALS/EQUIPMENT

Item	Quantity	Unit Cost	Other	Cost
				\$ -
				\$ -
				\$ -
				\$ -
				\$ -
				\$ -
				\$ -
				\$ -
				\$ -
				\$ -
				\$ -
				\$ -
				\$ -
				\$ -
				\$ -
				\$ -
				\$ -
				\$ -
				\$ -
Total Materials/Equipment Cost				19 2 \$ -

SUBCONTRACTORS

Subcontractors	Trade	Hours	Other	Cost
				\$ -
				\$ -
				\$ -
				\$ -
				\$ -
				\$ -
				\$ -
				\$ -
				\$ -
				\$ -
				\$ -
Total Subcontractor Cost				3 \$ -

TRUCKING

Driver	Rate	Pick Up	Fuel	Cost
				\$ -
				\$ -
				\$ -
				\$ -
				\$ -
				\$ -
				\$ -
				\$ -
				\$ -
				\$ -
				\$ -
Total Trucking Cost				4 \$ -

[Signature]
Customer Supervisor

[Signature]
MLB Supervisor

Total of Boxes 1, 2, 3, & 4	\$ -
ADD: 5% Small tools	\$ -
Subtotal	\$ -
ADD: 0% Sales Tax	\$ -
ADD: 10% Overhead	\$ -
ADD: 10% Profit	\$ -
TOTAL VALUE of this Work Order	\$ -

TOTAL 2/28 THRU 3/27 = \$1,637.37

(CD)

AGENDA ITEM NO. 12

Authorization of Federal and State Grants

AGENDA ITEM NO. 13

Informational Only

Old Business

New Business

Executive Session
Attorney-Client Privilege Matters