



Minutes of the Regular Meeting of the Albany County Airport Authority

January 23, 2024

Pursuant to notice duly given and posted, the regular meeting of the Albany County Airport Authority was called to order on Tuesday January 23, 2024 @ 9:30 a.m. in the 3rd Floor Conference Room of the main terminal located at the Albany International Airport by Chairman Samuel A. Fresina with the following present:

MEMBERS PRESENT

Samuel A. Fresina
Kevin R. Hicks, Sr. (Via Telephone)
Steven H. Heider
Thomas A. Nardacci
Sari M. O'Connor
John-Raphael Pichardo
Janet M. Thayer

MEMBERS ABSENT

STAFF

Philip F. Calderone, Esq.
Christine C. Quinn
Michael F. Zonsius
Connor Haskin
Liz Charland
Margaret Herrmann
John LaClair
Helen Chadderdon
Bobbi Matthews

ATTENDEES

Arturo García-Alonso, Chief Operating Officer, AvPorts
Todd Pennington, Airport Manager, AvPorts
Carmiena Brooks, Assistant Airport Manager, AvPorts
Steven Smith, Communications Director, AvPorts
Kevin Hehir, AvPorts
George Penn, Director of Operations, Albany County
Rob Wagner, Turner Construction
Beth DiBattista, VP Operations, Turner Construction
Captain Steve Dorsey, ARFF, AvPorts
Katie Mahoney, AvPorts Parking Manager
Jeff Lovell, Managing Director, Park Strategies, LLC
Brian King, Million Air
Cameron Sagan, Public Information Officer Albany County
Kevin Butterfield, Albany County Communications



Elizabeth Kalin, Albany County Communications
Jordon Hobson

Chair Fresina noted that there was a quorum.

General:

1. **Chairman's Remarks**
2. **Approval of Minutes**

Mr. Pichardo moved to approve the minutes of November 6, 2023 and December 4, 2023 meetings. The motion was adopted unanimously.

Management Reports:

3. **Communications and Report of Chief Executive Officer**

Mr. Calderone reported on the following in his Communications Report for the month of January 2024

- Strong Financial Performance
- Terminal Project on Budget
- ACI Surveys

4. **Chief Financial Officer Report**

Mr. Zonsius presented the Financial Report for the month of January 2024.

5. **Project Development**

Mr. LaClair presented the Project Development report for the month of January 2024.

6. **Counsel**

7. **Concessions/Ambassador Program**

Ms. Chadderdon presented the Concessions/Ambassador report for the month of January 2024.

8. **Public Affairs**

Mr. Smith presented a Public Affairs report for the month of January 2024.



9. Business & Economic Development

Action Items:

10. Authorization of Contracts/Leases/Contract Negotiations/Contract Amendments

10.1 Intentionally omitted.

10.2 Issue Purchase Order for Purchase and Installation of a P.C Air Unit for PBB C2 to JBT, Aerotech

Mr. LaClair recommended authorization to approve the purchase and installation of a new P.C. Air unit for Passenger Boarding Bridge C-2 for \$126,485.00 from JBT Aerotech, Roy, Utah. He advised the existing P.C Air unit on PBB C2 was reused from the bridge that was replaced 5 years ago, because at the time the unit was only 6 years old and didn't warrant replacing. Also, the unit after more than 10 years needed to be replaced. JBT Aerotech was the supplier of the new C2 bridge and the units are proprietary the manufacturer due to compatibility constraints.

Mr. Pichardo moved to approve the purchase and installation of a new P.C. Air unit for Passenger Boarding Bridge C-2 in the amount of \$126,485.00 from JBT Aerotech, Roy, Utah. The motion was adopted unanimously.

10.3 Construction Contract: Authorization to Award Contract 1163-GC for Airfield Lighting and Control Monitoring System to Eaton-Crouse Hinds.

Mr. LaClair recommended authorization to approve the award of Contract No. 1163-GC Airfield Lighting and Monitoring System to qualified bidder Eaton-Crouse Hinds of Windsor, CT in the amount of \$215,000.00. He advised the contract scope includes the installation of a new lighting control system in the airfield electric vault, the Air Traffic Control Tower and Airfield Electrician's shop, including all new computers, relays and control modules to allow the ATCT to control the airfield lights remotely and the Airfield electrician to monitor the system. The new system will have software that is upgradable. The contractor will also remove the existing system and provide training on the new system. This project will be 100% Airport funded.

Ms. O'Connor moved to approve the award of Contract No. 1163-GC Airfield Lighting and Monitoring System to qualified bidder Eaton-Crouse Hinds of Windsor, CT in the amount of \$215,000.00. The motion was adopted unanimously.

10.4 Construction Contract: Authorization to Award Contract S-1165 for the



design of the Replacement of Passenger Boarding Bridges A6 and B6 by C & S Engineering.

Mr. LaClair recommended authorization to approve Professional Service Contract No. S-1165-GC Replacement of Passenger Boarding Bridges (PBB) A6 & B6 to C & S Engineering of Syracuse, N.Y. for \$122,814.00. He advised the contract scope includes the design for the replacement of the two remaining existing PBB's including new P.C. Air and ground power units. The proposal also includes shop drawing review and compliance with FAA and NYS code compliance. He further advised the contract is 90% federally funded and 5% State and 5% Airport.

Mr. Heider moved to approve Professional Service Contract No. S-1165-GC Replacement of Passenger Boarding Bridges (PBB) A6 & B6 to C & S Engineering of Syracuse, N.Y. for \$122,814.00. The motion was adopted unanimously.

10.5 Authorization for Professional Service Contract S-21-1082-TSA for TSA Equipment Relocation with Leidos, Inc.

Ms. Quinn recommended authorization to approve the award of Contract S-21-1082-TSA for the TSA Equipment Relocation with Leidos, Inc. in the base amount of \$593,536 and contingent amount of \$31,464. This contract was procured under GSA contract.

Ms. O'Connor moved to approve the award of Contract S-21-1082-TSA for the TSA Equipment Relocation with Leidos, Inc. in the base amount of \$593,536 and contingent amount of \$31,464. The motion was adopted unanimously.

10.6 Authorization to enter into Contract S-21-1082-FF+E with Quality Office Environments

Ms. Quinn recommended authorization to approve the award of Contract S-21-1082-FF+E purchase of furniture, fixtures and equipment for the Pre TSA Terminal Expansion with Quality Office Environments in the amount of \$259,821.07. She advised the proposed contract was procured under a NYS OGS contract and his Amendment is 90% federally funded, 5% state and 5% Airport funded.

Ms. O'Connor moved to approve the award of Contract S-21-1082- FF+E purchase of furniture, fixtures and equipment for the Pre TSA Terminal Expansion with Quality Office Environments in the amount of \$259,821.07. The motion was adopted unanimously.

10.7 Authorization to purchase of one used Aircraft Passenger Stair Truck for \$101,000 (\$89,500 for vehicle and \$11,500 for shipping) from Victory Ground Support Equipment for use by the Albany Airport Fire Department.

Ms. Quinn recommended authorization to approve the purchase of a used Aircraft Passenger Stair Truck in the amount of \$101,000 (Stinar Aircraft Passenger Stair Truck (Model SPS-5519B) *from Victory Ground Support Equipment*. She advised the Albany Airport Fire Department and Airfield Maintenance have performed a pre purchase inspection and the truck comes with a six-month warranty against defective parts on the entire truck. The cost of a new truck is \$396,345, with approximately one year lead time



for delivery. The current contract price of \$101,000 has been negotiated. This purchase is 100% Airport funded.

Mr. Heider moved to approve the purchase of a used Aircraft Passenger Stair Truck in the amount of \$101,000 (Stinar Aircraft Passenger Stair Truck (Model SPS-5519B) from Victory Ground Support Equipment. The motion was adopted unanimously.

11. Authorization of Change Orders

11.1 Change Orders 1-5: Authorization to Award Change Orders 1-5 to Construction Contract 21-1082-GC for the Pre-TSA Terminal Expansion to MLB Construction Services, LLC.

Mr. LaClair recommended authorization to approve Change Order's No. 1-5 for Contract No. 21-1082-GC for the Pre-TSA Terminal Expansion to qualified low bidder MLB Construction Services, LLC Malta, NY for a total of \$452,229.00. He advised Change Orders No. 1-3 are for MLB's micropile subcontractor's proposal to eliminate the need for any contingent depressurization wells to be used to mitigate any issues that arrive during the drilling and installation of the micropiles. Change Orders No. 4 & 5 are for the additional work items required by NYS Code to insure the safety of the passengers and employees for the temporary queuing platform. These items include fire rated decking, two layers of sheetrock ceiling on the first level for fire protection, upgrade sprinkler system, seismic bracing and toe panels for the emergency stairs and fire alarm reconfiguration. These Change Orders are 100% Airport funded.

Mr. Pichardo moved to approve to approve Change Order's No. 1-5 for Contract No. 21-1082-GC for the Pre-TSA Terminal Expansion to qualified low bidder MLB Construction Services, LLC Malta, NY for a total of \$452,229.00. The motion was adopted unanimously.

12. Authorization of Federal and State Grants

13. Informational Only

Old Business:

New Business:

Executive Session - Attorney-Client Privilege Matters

Mr. Fresina made a motion to go into executive Session to discuss:



ES-1 Personnel Matter

ES-2 Contract Negotiations

Chair Fresina made a motion to go out of executive session and return to regular session. The motion was adopted unanimously.

ES-1 Personnel Matter Salary Increase – Chief Engineer John LaClair

Mr. Pichardo moved to approve a salary increase in the amount of \$10,000 for the Chief Engineer, John LaClair. The motion was adopted unanimously.

There being no action taken and no further business, the meeting was adjourned at 10:00 a.m.



ALBANY COUNTY AIRPORT AUTHORITY

REGULAR MEETING

AGENDA

January 23, 2024

General:

- 1. Chairman's Remarks**
 - 1.1 Election of Officers**
- 2. Approval of Minutes**

Regular Meeting - November 6, 2023
Regular Meeting - December 4, 2023
- 3. Communications and Report of Chief Executive Officer**

Reports:

- 4. Chief Financial Officer**
- 5. Project Development**
- 6. Counsel**
- 7. Concessions/Ambassador Program**
- 8. Public Affairs**
- 9. Business & Economic Development**

Action Items:

- 10. Authorization of Contracts/Leases/Contract Negotiations/Contract Amendments**
 - 10.1 Intentionally omitted.**
 - 10.2 Issue Purchase Order for Purchase and Installation of a P.C Air Unit for PBB C2 to JBT, Aerotech**
 - 10.3 Authorization to Award Contract 1163-GC for Airfield Lighting and Control**



Monitoring System to Eaton-Crouse Hinds.

- 10.4 Authorization to Award Contract S-1165 for the design of the Replacement of Passenger Boarding Bridges A6 and B6 by C & S Engineering.**
- 10.5 Authorization for Professional Service Contract S-21- 1082-TSA for TSA Equipment Relocation with Leidos, Inc.**
- 10.6 Award FFE (Furniture, Fixtures & Equipment) to Quality Office Environments – Contract No. – 21-1082-FFE**
- 10.7 Approve the purchase of one used Aircraft Passenger Stair Truck for \$101,000 (\$89,500 for vehicle and \$11,500 for shipping) from Victory Ground Support Equipment for use by the Albany Airport Fire Department.**
- 11. Authorization of Change Orders**
 - 11.1 Change Orders 1-5: Authorization to Award Change Orders 1-5 to Construction Contract 21-1082-GC for the Pre-TSA Terminal Expansion to MLB Construction Services, LLC.**
- 12. Authorization of Federal and State Grants - None**
- 13. Informational Only**

Old Business:

New Business:

Executive Session - Attorney-Client Privilege Matters

NOTICE



Posted:
website
Info desk
11/17/24
Achaad

**ALBANY COUNTY AIRPORT AUTHORITY
CIC Committee
MEETING NOTICE**

Notice is hereby given of the following CIC Committee meeting of the Albany County Airport Authority:

The Albany County Airport Authority will hold a CIC Committee meeting on **Wednesday, January 17, 2024 at Noon**. The meeting will be held in the Conference Room on the 3rd Floor located in the Main Terminal at the Albany International Airport, Albany, New York.

**ALBANY COUNTY AIRPORT AUTHORITY
Finance Committee
MEETING NOTICE**

Notice is hereby given of the following Finance Committee meeting of the Albany County Airport Authority:

The Albany County Airport Authority will hold a Finance Committee meeting on **Tuesday, January 23, 2024 at 9:00 a.m.** The meeting will be held in the Conference Room on the 3rd Floor located in the Main Terminal at the Albany International Airport, Albany, New York.

**ALBANY COUNTY AIRPORT AUTHORITY
MEETING NOTICE**

Notice is hereby given of the following regular meeting of the Albany County Airport Authority:

The Albany County Airport Authority will hold its regularly scheduled meeting on **Tuesday, January 23, 2024 at 9:30 a.m.** The meeting will be held in the Conference Room on the 3rd Floor located in the Main Terminal at the Albany International Airport, Albany, New York.

Could you please forward me an affidavit of publication for the notices below?

From: Liz Charland
Sent: Wednesday, January 17, 2024 2:52 PM
To: TU Legals <TULegals@TimesUnion.com>
Subject: Account No. 061026000

Please publish one time ASAP. Let me know if you have any questions. Thank you. Liz

**ALBANY COUNTY AIRPORT AUTHORITY
Finance Committee
MEETING NOTICE**

Notice is hereby given of the following Finance Committee meeting of the Albany County Airport Authority:

The Albany County Airport Authority will hold a Finance Committee meeting on **Tuesday, January 23, 2024 at 9:00 a.m.** The meeting will be held in the Conference Room on the 3rd Floor located in the Main Terminal at the Albany International Airport, Albany, New York.

**ALBANY COUNTY AIRPORT AUTHORITY
MEETING NOTICE**

Notice is hereby given of the following regular meeting of the Albany County Airport Authority:

The Albany County Airport Authority will hold its regularly scheduled meeting on **Tuesday, January 23, 2024 at 9:30 a.m.** The meeting will be held in the Conference Room on the 3rd Floor located in the Main Terminal at the Albany International Airport, Albany, New York.

Liz Charland

From: TU Legals <Albany@legalnotices.hearst.com>
Sent: Saturday, March 2, 2024 5:24 PM
To: Liz Charland
Subject: Re: Account No. 061026000

Good afternoon, Liz,

I looked for your legal notices on your account (#061026000), and I cannot find any legal notices published in January 2024 matching the price, notice text, or ad number listed in the attachments.

Looking back in our inbox, I could not find any record of approval of the notices either, nor was I able to see any evidence that it appeared in the paper as originally scheduled on 1/23/24. As such, my best guess is that neither notice ran in the Times Union.

Let me know if you have any questions, and we will do our best to assist.

Thank you,

Stephanie Andriaccio Plauman (they/them)

Classified Sales and Service

tulegals@timesunion.com

tuobit@timesunion.com

Times Union / Local First

645 Albany Shaker Rd., Albany NY 12211

Ph. 518-454-5543 (Legals)

Ph. 518-454-5085 (Obits)



From: Liz Charland <LCHARLAND@albanyairport.com>
Sent: Friday, March 1, 2024 11:27 AM
To: TU Legals <TULegals@TimesUnion.com>; TU Legals <Albany@legalnotices.hearst.com>
Subject: [EXTERNAL] RE: Account No. 061026000

Liz Charland

From: Liz Charland
Sent: Friday, March 1, 2024 11:28 AM
To: TU Legals; Albany@legalnotices.hearst.com
Subject: RE: Account No. 061026000

Could you please forward me an affidavit of publication for the notices below?

From: Liz Charland
Sent: Wednesday, January 17, 2024 2:52 PM
To: TU Legals <TULegals@TimesUnion.com>
Subject: Account No. 061026000

Please publish one time ASAP. Let me know if you have any questions. Thank you. Liz

**ALBANY COUNTY AIRPORT AUTHORITY
Finance Committee
MEETING NOTICE**

Notice is hereby given of the following Finance Committee meeting of the Albany County Airport Authority:

The Albany County Airport Authority will hold a Finance Committee meeting on **Tuesday, January 23, 2024 at 9:00 a.m.** The meeting will be held in the Conference Room on the 3rd Floor located in the Main Terminal at the Albany International Airport, Albany, New York.

**ALBANY COUNTY AIRPORT AUTHORITY
MEETING NOTICE**

Notice is hereby given of the following regular meeting of the Albany County Airport Authority:

The Albany County Airport Authority will hold its regularly scheduled meeting on **Tuesday, January 23, 2024 at 9:30 a.m.** The meeting will be held in the Conference Room on the 3rd Floor located in the Main Terminal at the Albany International Airport, Albany, New York.

Liz Charland

From: Liz Charland
Sent: Wednesday, January 17, 2024 3:01 PM
To: Board Room; Bobbi Matthews; Brian King; Carmiena Brooks; Chris Quinn; Connor Haskin (ALB); Dave Collins; Dwayne Lovely; Helen Chadderdon; Jennifer Munger; Jim O'Brien; John LaClair; Katherine Mahoney; Kathryn Kane; Kevin Hehir; Liz Charland; Margaret Herrmann; Matt Cannon; Michael Zonsius; Perry Blanchard; Phil Calderone; Ray Camilli; Steve Dorsey; Steve Smith; Todd Pennington
Subject: Finance & Regular Board Meetings Tuesday January 23, 2024

**ALBANY COUNTY AIRPORT AUTHORITY
Finance Committee
MEETING NOTICE**

Notice is hereby given of the following Finance Committee meeting of the Albany County Airport Authority:

The Albany County Airport Authority will hold a Finance Committee meeting on **Tuesday, January 23, 2024 at 9:00 a.m.** The meeting will be held in the Conference Room on the 3rd Floor located in the Main Terminal at the Albany International Airport, Albany, New York.

**ALBANY COUNTY AIRPORT AUTHORITY
MEETING NOTICE**

Notice is hereby given of the following regular meeting of the Albany County Airport Authority:

The Albany County Airport Authority will hold its regularly scheduled meeting on **Tuesday, January 23, 2024 at 9:30 a.m.** The meeting will be held in the Conference Room on the 3rd Floor located in the Main Terminal at the Albany International Airport, Albany, New York.

Liz Charland

From: Liz Charland
Sent: Wednesday, January 17, 2024 2:59 PM
To: Bart Johnson; Beth DiBattista (Turner; Brandon Russell, Majority Counsel; Brian King; Cameron Sagan (Albany County; Carl Stewart (Turner; Carmiena Brooks; County Executive Daniel P. McCoy; Dave Collins; Frank Mauriello, Albany County Minority Leader; George Penn (Albany County; Jermy Martelle (CHA; Jill Bryce; jhudak@chacompanies.com; Chief Steve Dorsey (AvPorts); Larry Rulison (Times Union; LRulison (Times Union; Lynne Lekakis Mass Transit Committee; Majority Leader Dennis Feeney; Mary Rozak (Albany County; Mike DeMasi (Business Review; mmangini; Pete Rea; Rich Amadon (CHA; Rick Karlin; Rob Wagner (Project Manager Turner; Spotlight News; Steve Smith; Todd Pennington; WRGB News
Subject: ACAA Finance and Regular Board Meetings - TUESDAY - January 23, 2024

**ALBANY COUNTY AIRPORT AUTHORITY
Finance Committee
MEETING NOTICE**

Notice is hereby given of the following Finance Committee meeting of the Albany County Airport Authority:

The Albany County Airport Authority will hold a Finance Committee meeting on **Tuesday, January 23, 2024 at 9:00 a.m.** The meeting will be held in the Conference Room on the 3rd Floor located in the Main Terminal at the Albany International Airport, Albany, New York.

**ALBANY COUNTY AIRPORT AUTHORITY
MEETING NOTICE**

Notice is hereby given of the following regular meeting of the Albany County Airport Authority:

The Albany County Airport Authority will hold its regularly scheduled meeting on **Tuesday, January 23, 2024 at 9:30 a.m.** The meeting will be held in the Conference Room on the 3rd Floor located in the Main Terminal at the Albany International Airport, Albany, New York.

Liz Charland

From: Liz Charland
Sent: Wednesday, January 17, 2024 2:55 PM
To: Saratogian Newspapers; The Colonie Spotlight; The Gazette; The Troy Record
Subject: Please publish in your community section.

**ALBANY COUNTY AIRPORT AUTHORITY
Finance Committee
MEETING NOTICE**

Notice is hereby given of the following Finance Committee meeting of the Albany County Airport Authority:

The Albany County Airport Authority will hold a Finance Committee meeting on **Tuesday, January 23, 2024 at 9:00 a.m.** The meeting will be held in the Conference Room on the 3rd Floor located in the Main Terminal at the Albany International Airport, Albany, New York.

**ALBANY COUNTY AIRPORT AUTHORITY
MEETING NOTICE**

Notice is hereby given of the following regular meeting of the Albany County Airport Authority:

The Albany County Airport Authority will hold its regularly scheduled meeting on **Tuesday, January 23, 2024 at 9:30 a.m.** The meeting will be held in the Conference Room on the 3rd Floor located in the Main Terminal at the Albany International Airport, Albany, New York.

Liz Charland

From: Liz Charland
Sent: Wednesday, January 17, 2024 2:55 PM
To: Board Room; Chris Quinn; Liz Charland; Margaret Herrmann; Matt Cannon; Michael Zonsius; Phil Calderone; Steve Smith
Subject: Tuesday - January 23, 2024 Meeting Notices

Note there will be a short Finance Committee Meeting at 9:00 a.m. prior to the Regular Board Meeting at 9:30 a.m.

**ALBANY COUNTY AIRPORT AUTHORITY
Finance Committee
MEETING NOTICE**

Notice is hereby given of the following Finance Committee meeting of the Albany County Airport Authority:

The Albany County Airport Authority will hold a Finance Committee meeting on **Tuesday, January 23, 2024 at 9:00 a.m.** The meeting will be held in the Conference Room on the 3rd Floor located in the Main Terminal at the Albany International Airport, Albany, New York.

**ALBANY COUNTY AIRPORT AUTHORITY
MEETING NOTICE**

Notice is hereby given of the following regular meeting of the Albany County Airport Authority:

The Albany County Airport Authority will hold its regularly scheduled meeting on **Tuesday, January 23, 2024 at 9:30 a.m.** The meeting will be held in the Conference Room on the 3rd Floor located in the Main Terminal at the Albany International Airport, Albany, New York.

Liz Charland

From: Liz Charland
Sent: Wednesday, January 17, 2024 2:52 PM
To: TU Legals
Subject: Account No. 061026000

Please publish one time ASAP. Let me know if you have any questions. Thank you. Liz

**ALBANY COUNTY AIRPORT AUTHORITY
Finance Committee
MEETING NOTICE**

Notice is hereby given of the following Finance Committee meeting of the Albany County Airport Authority:

The Albany County Airport Authority will hold a Finance Committee meeting on **Tuesday, January 23, 2024 at 9:00 a.m.** The meeting will be held in the Conference Room on the 3rd Floor located in the Main Terminal at the Albany International Airport, Albany, New York.

**ALBANY COUNTY AIRPORT AUTHORITY
MEETING NOTICE**

Notice is hereby given of the following regular meeting of the Albany County Airport Authority:

The Albany County Airport Authority will hold its regularly scheduled meeting on **Tuesday, January 23, 2024 at 9:30 a.m.** The meeting will be held in the Conference Room on the 3rd Floor located in the Main Terminal at the Albany International Airport, Albany, New York.

AGENDA ITEM NO. 1.1

**Albany County Airport
Authority Officers**



ALBANY COUNTY AIRPORT AUTHORITY 2024 OFFICERS

Chair Samuel A. Fresina (Appointed 01/05/2021)
Kevin R. Hicks, Sr., Vice-Chair (Elected 02/01/2021)
Thomas A. Nardacci., Treasurer (Elected 12/05/2022)
Steven H. Heider, Secretary (Elected 10/07/2019)

**ACAA Elected Officers
01/23/2024**

2024 COMMITTEE ASSIGNMENTS

Finance & Administration (Established: January 10, 1994)

Kevin Hicks, Chair
Sari M. O'Connor
Thomas A. Nardacci

**ACAA Committee Assignments
per Chairman 01/23/2024**

Audit (Established: May 1, 2006) CHARTER

John-Raphael Pichardo, Chair
Steven H. Heider
Janet M. Thayer

Personnel (Established: January 10, 1994)

John-Raphael Pichardo, Chair
Sari M. O'Connor
Janet M. Thayer

Operations (Established: January 10, 1994)

Steven H. Heider, Chair
Kevin R. Hicks, Sr.
John-Raphael Pichardo

By-Laws (Established: January 10, 1994)

Kevin R. Hicks, Chair
John-Raphael Pichardo
Steven H. Heider

Public Communications (Established: January 10, 1994)

Thomas A. Nardacci, Chair
Sari M. O'Connor
Steven H. Heider

Governance (Established: May 1, 2006) CHARTER

Sari M. O'Connor, Chair
Thomas A. Nardacci
Janet M. Thayer

Capital Improvements Committee (Established October 17, 2022) CHARTER

Sari M. O'Connor, Co-Chair
Steven H. Heider, Co-Chair
Thomas A. Nardacci
John-Raphael Pichardo
Kevin R. Hicks
Janet M. Thayer

AGENDA ITEM NO. 2

Approval of Minutes



Minutes of the Regular Meeting of the Albany County Airport Authority

November 6, 2023

Pursuant to notice duly given and posted, the regular meeting of the Albany County Airport Authority was called to order on Monday November 6, 2023 @ 9:00 a.m. in the 3rd Floor Conference Room of the main terminal located at the Albany International Airport by Chairman Samuel A. Fresina with the following present:

MEMBERS PRESENT

Samuel A. Fresina
Kevin R. Hicks, Sr. (Telephone)
Steven H. Heider
Thomas A. Nardacci
Sari M. O'Connor
John-Raphael Pichardo
Janet M. Thayer

MEMBERS ABSENT

**ACAA APPROVED
01/23/2024**

STAFF

Philip F. Calderone, Esq.
Christine C. Quinn
Michael F. Zonsius
Matt Cannon
Liz Charland
John LaClair
Helen Chadderdon
Bobbi Matthews

ATTENDEES

Dennis Feeney, Majority Leader
Carmiena Brooks, Assistant Airport Manager, AvPorts
Steven Smith, Communications Director, AvPorts
Katie Mahoney, Parking Manager, AvPorts
Kevin Hehir, AvPorts
Ray Camilli, AvPorts
Brian King, Manager Million Air-Albany
Cameron Sagan, Public Information Officer Albany County
George Penn, Director of Operations, Albany County
Rob Wagner, Turner Construction
Beth DiBattista, VP Operations, Turner Construction
Kelly Melaragno, CHA Consulting, Inc.
Jeff Lovell, Managing Director, Park Strategies, LLC



Chair Fresina noted that there was a quorum.

General:

1. Chairman's Remarks

2. Approval of Minutes

Ms. O'Connor moved to approve the minutes of the October 23, 2023 meeting. The motion was adopted unanimously.

Management Reports:

3. Communications and Report of Chief Executive Officer

Mr. Calderone reported on the following in his Communications Report for the month of November 2023

- Strong Financial Performance
- RAC & TAC Meetings held October 31, 2023.
- Airport hosted RPI at Million Air for their regional Services, Technology, Engineering and Mathematics on November 4.
- Grant funding for the Rehabilitation and Overhaul of elevators (5 of them) has been approved.
- Earned accreditation from Airport Council International for our ongoing commitment to identifying and reducing carbon emissions.
- We are coordinating with Shop Rite host a job fair.

4. Chief Financial Officer Report

Mr. Zonsius presented the Financial Report for the month of November 2023.

5. Project Development

Mr. LaClair presented the Project Development report for the month of November 2023.

6. Counsel

7. Concessions/Ambassador Program

Ms. Chadderdon presented the Concessions/Ambassador report for the month of November 2023.

8. Public Affairs



Mr. Smith presented a Public Affairs report for the month of November 2023.

9. Business & Economic Development

Action Items:

10. Authorization of Contracts/Leases/Contract Negotiations/Contract Amendments

10.1 Amendment No. 1 to Service Contract No. – SC-22-1128 Security Guard Services – Premium Investigations, LLC

Mr. Zonsius recommended authorization to approve Amendment No. 1 to Service Agreement, SC-1164 with GAT Airlines Ground Support Inc. for Acceptance and Inspection Services of Loading Dock Deliveries. He advised that in January 2023, the Board awarded Professional Services Contract No. SC-22-1128 Security Guard Services to Premium Investigations for security services at the following locations: 1. Security Gate 27; 2. Passenger Terminal Exit; and 3. Loading Dock with an hourly rate of \$38.48 and an overtime rate of \$53.50.

He advised the TSA, via TSA NA-2302, has directed enhanced screening for airport employees; and, the construction of the Terminal Connector has necessitated the hiring of additional personnel and security services to monitor curbside vehicular activities.

The Authority is requesting Additional Scope of Services to the existing contract for Security Guard Services to supplement the additional personnel at the following locations: 1. Curbside, including patrols of North and South Garages; and 2. Airport Employee Screening.

Ms. O'Connor moved to approve Amendment No. 1 Service Agreement SC-1164 with GAT Airlines Ground Support Inc. for Additional Scope of Services to the existing contract for Security Guard Services to supplement the additional personnel at the following locations: 1. Curbside, including patrols of North and South Garages; and 2. Airport Employee Screening.

The motion was adopted by majority with Mr. Heider recusing himself.

10.2 Purchase Order – Purchase of Two (2) MB Front Mount Brooms

Mr. Zonsius recommended authorization to approve the purchase of two (2) MB3 Front Mount Brooms. He advised these units will replace our current brooms, M31 and M32, which were both purchased in 2004. Purchase is authorized pursuant to Procurement Policy, Section 2.11(ii), centralized contract let by, Sourcewell Contract, Bid# 111522 in the amount of \$1,554,457. This project will be Airport funded (PFC's \$1,100,000 and Reserves \$454,457).



Mr. Heider moved to approve the purchase of two (2) MB3 Front Mount Brooms to replace current brooms, M31 and M32, which were both purchased in 2004 from Sourcewell Contract, Bid# 111522 in the amount of \$1,554,457. This project will be Airport funded (PFC's \$1,100,000 and Reserves \$454,457).

The motion was adopted unanimously.

11. Authorization of Change Orders

11.1 Change Order No. 3 – Contract No. 20-1075-FP Terminal Fire Alarm Replacement (Close-Out Change Order)

Mr. LaClair recommended authorization to approve Change Order No. 3 (Close-Out Change Order) for Contract S-20-1075-FP for Terminal Fire Alarm Replacement to Hewitt & Young Electric in the amount of \$294,115.54. He advised the The additional items of work include purchasing, installing and testing of new deluge controls, enunciator modules and additional alarm systems to bring areas in the Terminal that were deficient up to code with new alarm system, supplying and installing new modules where existing modules failed or did not exist to maintain the fire protection system currently in place while the new system is installed. A new system was installed in A-Concourse above the second floor, which was recently rehabilitated to make it code compliant to get a Certificate of Occupancy. Additional detection units needed to be installed in both the Verizon and AT&T rooftop cellular control rooms due to upgrades recently made by both carriers. This change order will be 100% Airport Funded from CPN 2002.

Mr. Pichardo moved to approve Change Order No. 3 (Close-Out Change Order) for Contract S-20-1075-FP for Terminal Fire Alarm Replacement to Hewitt & Young Electric in the amount of \$294,115.54. The motion was adopted unanimously.

12. Authorization of Federal and State Grants

13. Informational Only

14. Adoption of Budget 2024 in the amount of \$209,708,441 (includes \$143,296,004 of Contributed Capital) and authorization to transfer \$114,679 from the Authority to the Albany County Airport Authority OPEB Trust.

Mr. Heider advised the Finance Committee met on October 5, 2023 and the committee recommends Adoption of the 2024 Airport Operating Budget in the amount of \$209,708,441 (includes \$143,296,004 of Contributed Capital) and also recommends authorization to transfer \$114,679 from the Authority to the Albany County Airport Authority OPEB Trust.

Mr. Heider moved to adopt the 2024 Airport Operating Budget in the amount of \$209,708,441



(includes \$143,296,004 of Contributed Capital) and also recommends authorization to transfer \$114,679 from the Authority to the Albany County Airport Authority OPEB Trust. The motion was adopted unanimously.

Old Business:

New Business:

Executive Session - Attorney-Client Privilege Matters

There being no further business, the meeting was adjourned at 9:50 a.m.



ALBANY COUNTY AIRPORT AUTHORITY

REGULAR MEETING

AGENDA

November 6, 2023

General:

- 3. Chairman's Remarks**
- 4. Approval of Minutes:**
 - Special Meeting – October 23, 2023**
- 4. Communications and Report of Chief Executive Officer**

Reports:

- 4. Chief Financial Officer**
- 5. Project Development**
- 6. Counsel**
- 7. Concessions/Ambassador Program**
- 8. Public Affairs**
- 9. Business & Economic Development**

Action Items:

- 10. Authorization of Contracts/Leases/Contract Negotiations/Contract Amendments**
 - 10.1 Amendment No. 1 to Service Contract No. – SC-22-1128 Security Guard Services – Premium Investigations, LLC**
 - 10.2 Purchase Order – Purchase of Two (2) MB Front Mount Brooms**
- 11. Authorization of Change Orders**
 - 11.1 Change Order No. 3 – Contract No. 20-1075-FP Terminal Fire Alarm Replacement (Close-Out Change Order)**



- 12. Authorization of Federal and State Grants**
- 13. Informational Only**
- 14. Adoption of Budget 2024 in the amount of \$209,708,441 (includes \$143,296,004 of Contributed Capital) and authorization to transfer \$114,679 from the Authority to the Albany County Airport Authority OPEB Trust.**

Old Business:

New Business:

Executive Session - Attorney-Client Privilege Matters



Minutes of the Regular Meeting of the Albany County Airport Authority

December 4, 2023

**ACAA APPROVED
01/23/2024**

Pursuant to notice duly given and posted, the regular meeting of the Albany County Airport Authority was called to order on Monday December 4, 2023 @ 9:00 a.m. in the 3rd Floor Conference Room of the main terminal located at the Albany International Airport by Chairman Samuel A. Fresina with the following present:

MEMBERS PRESENT

Samuel A. Fresina
Kevin R. Hicks, Sr.
Steven H. Heider
Thomas A. Nardacci
Sari M. O'Connor

MEMBERS ABSENT

John-Raphael Pichardo
Janet M. Thayer

STAFF

Philip F. Calderone, Esq.
Christine C. Quinn
Michael F. Zonsius
Connor Haskin
Matt Cannon
Liz Charland
John LaClair
Helen Chadderdon
Bobbi Matthews

ATTENDEES

Arturo García-Alonso, Chief Operating Officer, AvPorts
Todd Pennington, Airport Manager, AvPorts
Carmiena Brooks, Assistant Airport Manager, AvPorts
Steven Smith, Communications Director, AvPorts
Kevin Hehir, AvPorts
Ray Camilli, AvPorts
George Penn, Director of Operations, Albany County
Rob Wagner, Turner Construction
Beth DiBattista, VP Operations, Turner Construction
Captain Steve Dorsey, ARFF, AvPorts
Ray Casey, Airport Consultant
Jim O'Brien, Operations Manager, AvPorts
Paul McDonnell, Chief Planner CHA Consulting
John Decatur, Alliant Insurance Company
Brian King, Manager, Million Air
Dave Dague, Principal Arthur D. Little



Chair Fresina noted that there was a quorum.

General:

1. **Chairman's Remarks**
2. **Approval of Minutes**

Chair Fresina deferred the approval of the November 6, 2023 minutes to January 24, 2024.

Management Reports:

3. **Communications and Report of Chief Executive Officer**

Mr. Calderone reported on the following in his Communications Report for the month of December 2023

- Enplanements continue to increase.
- Strong Financial Performance
- Bond Rating Increase
- Breaking Ground on \$100M Terminal Project
- New Grants
- Master Plan
- National & International Recognitions
- FAA Part 139 Perfect Score
- Continued growth at Million Air.
- Siena Survey 97% satisfaction.

4. **Chief Financial Officer Report**

Mr. Zonsius presented the Financial Report for the month of December 2023.

5. **Project Development**

Mr. LaClair presented the Project Development report for the month of December 2023.

6. **Counsel**

7. **Concessions/Ambassador Program**

Ms. Chadderdon presented the Concessions/Ambassador report for the month of



December 2023.

8. Public Affairs

Mr. Smith presented a Public Affairs report for the month of December 2023.

9. Business & Economic Development

Action Items:

10. Authorization of Contracts/Leases/Contract Negotiations/Contract Amendments

10.1 Authorization to make purchases using State of New York Contracts: - Diesel Fuel (Group # 05602/ Award 23298)

Mr. Zonsius recommended authorization to approve purchases using State of New York Contracts: Diesel Fuel (Group # 05602/ Award 23298) for an annual estimated cost of \$300,000. He advised New York State Office of General Services Procurement Services have conducted a competitive bid for Diesel Fuel. The awarded vendors have agreed to offer the same terms and conditions of these contracts to the Airport. A vendor can bid pricing for commodities/services under these contracts with the assumption that larger quantities would be purchased state-wide as compared to the Airport completing a separate Invitation for Bid.

Ms. O'Connor moved to approve purchases using State of New York Contracts: Diesel Fuel (Group # 05602/ Award 23298) for an annual estimated cost of \$300,000. The motion was adopted unanimously.

10.2 Authorization to approve insurance policy premiums and insurance broker services

Mr. Zonsius recommended authorization to approve an expenditure not to exceed \$780,373 (\$720,373 and \$60,000 for insurance policy premiums and insurance broker services, respectively). Insurance policies are renewed on an annual basis. Although not necessarily shopped to insurance underwriters on an annual basis, underwriters were invited by the insurance broker, Alliant, to provide updated quotes for next year's renewal period.

Mr. Heider moved to approve an expenditure not to exceed \$780,373 (\$720,373 and \$60,000 for insurance policy premiums and insurance broker services, respectively). The motion was adopted unanimously.



10.3 Professional Service Contract: 3-Year Contract Extension: Amendment No. 7 to Professional Services Contract No. S371: Passenger Information Services with Albany County Convention & Visitors Bureau a/k/a Discover Albany

Ms. Quinn recommended authorization to approve Amendment No. 7 for year 2024 fee for Professional Services Contract No. S-371: Passenger Information Services with the Albany County Convention & Visitors Bureau for an annual base amount in 2024 of \$134,885.72. for the continued operation of the Airport's Information Desk. The ACCVB provides service to travelers requesting travel and Airport information. She advised the ACCVB has access to the regional travel destinations and promotes tourism throughout the Capital District and beyond. This information is offered to travelers at the Information Desk. The ACCVB employs and trains staff which has knowledge of the region and local travel destinations as well as Airport functions and the ACCVB's budgeted amount is less than the amount that the Authority or AFCO AvPORTS Management, LLC would be for comparable services.

Ms. O'Connor moved to approve Amendment No. 7 for year 2024 fee for Professional Services Contract No. S-371: Passenger Information Services with the Albany County Convention & Visitors Bureau for an annual base amount in 2024 of \$134,885.72. the motion was adopted unanimously.

10.4 Amendment #2 to Contract: No. S-21-1100 Design Services for Runway 10-28 Rehabilitation to Collier Engineering for Additional Survey and Design for Obstruction Removal.

Mr. LaClair recommended authorization to approve Amendment No. 2 to Professional Services Contract S-21-1100 Design Services for the Runway 10-28 Rehabilitation in the amount of \$74,091.00 to Collier Engineering of Albany, N.Y. for Construction inspection (CI). He advised the proposed amendment request will include all construction inspection services during the execution of the construction contract and is in conformance with the Disadvantaged Business Enterprise requirements. This Amendment is 90% federally funded, 5% state and 5% Airport funded.

Ms. O'Connor moved to approve Amendment No. 2 to Professional Services Contract S-21-1100 Design Services for the Runway 10-28 Rehabilitation in the amount of \$74,091.00 to Collier Engineering of Albany, N.Y. for Construction inspection (CI). The motion was adopted unanimously.

11. Authorization of Change Orders

12. Authorization of Federal and State Grants

12.1 Grant Agreement – Authorization to Accept State Funding Grant – PIN



1A00.94, Terminal & North Garage Elevator Rehabilitation & Modernization

Mr. Haskin recommended authorization for the Chief Executive Officer to accept and execute the grant agreement from NYSDOT, PIN 1A00.94, for rehabilitation and modernization of Terminal/North Garage elevators that are not included within the on-going Terminal Checkpoint Expansion project. NYSDOT has awarded the total sum of \$1,612,560, which is 60% of the estimated total project cost. The Airport has a local share with the total sum of \$1,075,040.00. The rehabilitations will span over FY24 and FY25.

Ms. O'Connor moved to authorize the Chief Executive Officer to accept and execute the grant agreement from NYSDOT, PIN 1A00.94, for rehabilitation and modernization of Terminal/North Garage elevators that are not included within the on-going Terminal Checkpoint Expansion project. The motion was adopted unanimously.

13. Informational Only

13.1 Airport Master Plan Update – FAA & NYSDOT submissions of draft final materials.

Mr. Haskin provided an informational update of the Airport Master Plan Update – FAA & NYSDOT submission of draft final materials. He advised the draft final Airport Master Plan report, as well as the draft final Airport Layout Plan (ALP) technical sheet set, are scheduled to be submitted to the Federal Aviation Administration's (FAA) New York Airport District Office and New York State Department of Transportation (NYSDOT) Aviation Bureau on December 6th, 2023. This will be the official submittal to the FAA and NYSDOT for their review. Once all materials are reviewed by the FAA and NYSDOT, comments will be provided back to ACAA and the Consultant team. Once all comments are satisfied, the FAA and NYSDOT will then approve the Airport Layout Plan sheet and provide concurrence on the Master Plan report. ACAA Board authorization to adopt the final Airport Master Plan Update report and supporting materials will be requested once the FAA and NYSDOT provides their approval/concurrence.



14. Review and approval of the Authority's PROCUREMENT CONTRACT GUIDELINES, OPERATIVE POLICY, PETTY CASH ACCOUNTS AND INSTRUCTIONS (Procurement Guidelines) adopted December 14, 2015 and last reviewed December 5, 2022.

Mr. Zonsius recommended review and approval of the Authority's Procurement Guidelines adopted December 14, 2015 and last reviewed and approved December 5, 2022. He advised that the NYS Authorities Budget Office requires that the Authority annually disclose if the procurement guidelines have been annually reviewed, amended if needed, and approved by its governing Board. He further advised that there is one proposed amendment for the Procurement Guidelines as follows:

~~(ii) procurement made pursuant to centralized contracts let by other public entities pursuant to a competitive process, including those contracts of the New York State Office of General Services;~~ procurement made pursuant to centralized contracts let by other public entities pursuant to a competitive process such as cooperative purchase agreements and Federal, State and local government contracts, including those contracts of the New York State Office of General Services (OGS) and the United States General Services Administration (GSA).

Mr. Hicks moved to approve the Procurement Guidelines with the one amendment above. The motion was adopted unanimously.

Old Business:

New Business:

Executive Session - Attorney-Client Privilege Matters

Mr. Fresina made a motion to go into executive Session to discuss:

ES-1 Contract Negotiations

ES-2 Personnel Matter

ES-3 Contract Negotiations

There being no action taken and no further business, the meeting was adjourned at 11:00 a.m.



ALBANY COUNTY AIRPORT AUTHORITY

REGULAR MEETING

AGENDA

December 4, 2023

General:

3. **Chairman's Remarks**
4. **Approval of Minutes:**
Regular Meeting - November 6, 2023
4. **Communications and Report of Chief Executive Officer**

Reports:

4. **Chief Financial Officer**
5. **Project Development**
6. **Counsel**
7. **Concessions/Ambassador Program**
8. **Public Affairs**
9. **Business & Economic Development**

Action Items:

10. **Authorization of Contracts/Leases/Contract Negotiations/Contract Amendments**
 - 10.1 **Authorization to make purchases using State of New York Contracts: - Diesel Fuel (Group # 05602/ Award 23298)**
 - 10.2 **Authorization to approve insurance policy premiums and insurance broker services**



- 10.3 Professional Service Contract: 3-Year Contract Extension: Amendment No. 7 to Professional Services Contract No. S371: Passenger Information Services with Albany County Convention & Visitors Bureau a/k/a Discover Albany**
- 10.4 Amendment #2 to Contract: No. S-21-1100 Design Services for Runway 10-28 Rehabilitation to Collier Engineering for Additional Survey and Design for Obstruction Removal.**

- 11. Authorization of Change Orders**

- 12. Authorization of Federal and State Grants**
 - 12.1 Grant Agreement – Authorization to Accept State Funding Grant – PIN 1A00.94, Terminal & North Garage Elevator Rehabilitation & Modernization**

- 13. Informational Only**
 - 13.1 Airport Master Plan Update – FAA & NYSDOT submissions of draft final materials.**

- 14. Review and approval of the Authority's PROCUREMENT CONTRACT GUIDELINES, OPERATIVE POLICY, PETTY CASH ACCOUNTS AND INSTRUCTIONS (Procurement Guidelines) adopted December 14, 2015 and last reviewed December 5, 2022.**

Old Business:

New Business:

Executive Session - Attorney-Client Privilege Matters

AGENDA ITEM NO. 3

Communications and Report of Chief Executive Officer

AGENDA ITEM NO. 4

Financials



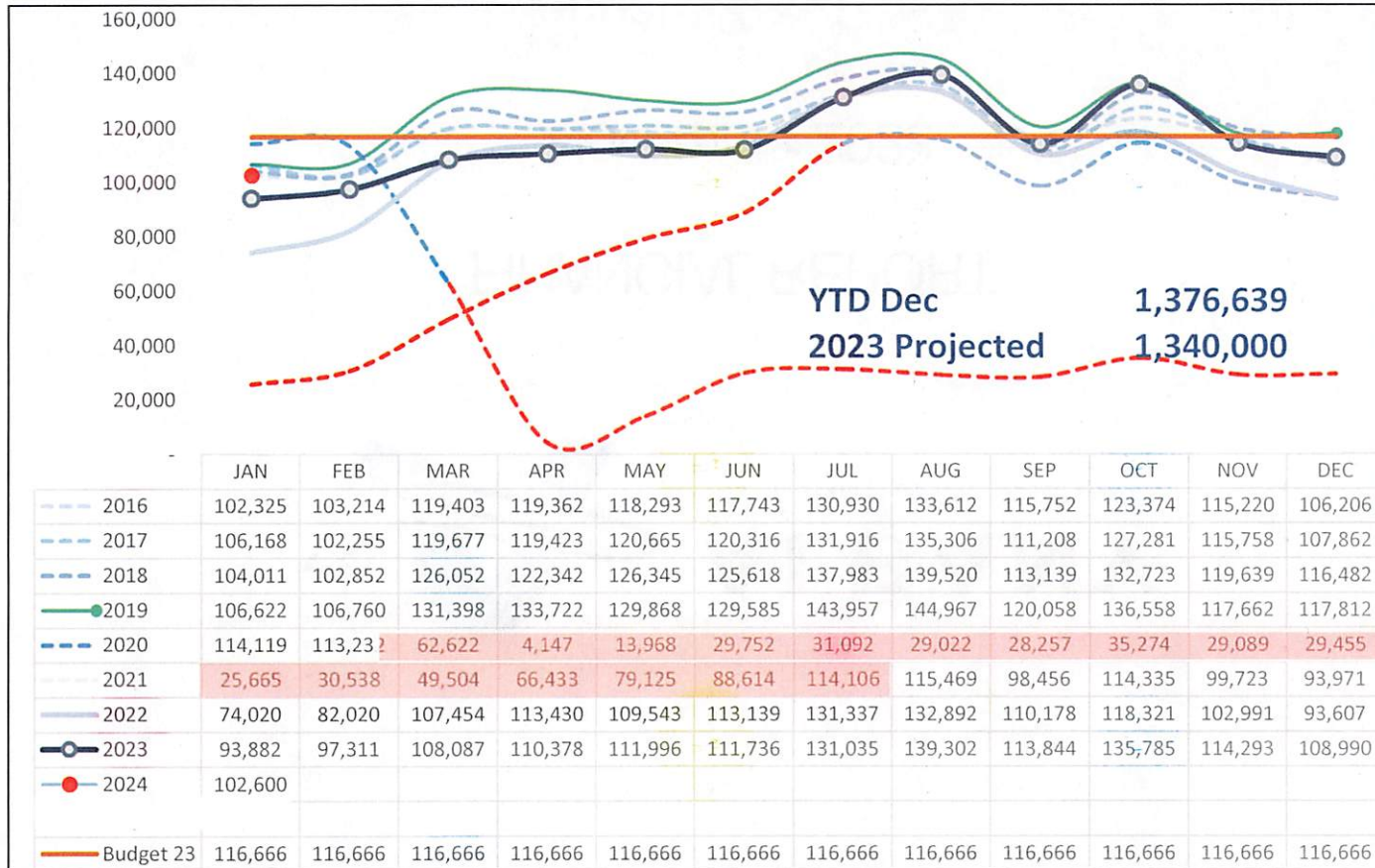
ALBANY
INTERNATIONAL AIRPORT

FINANCIAL REPORT

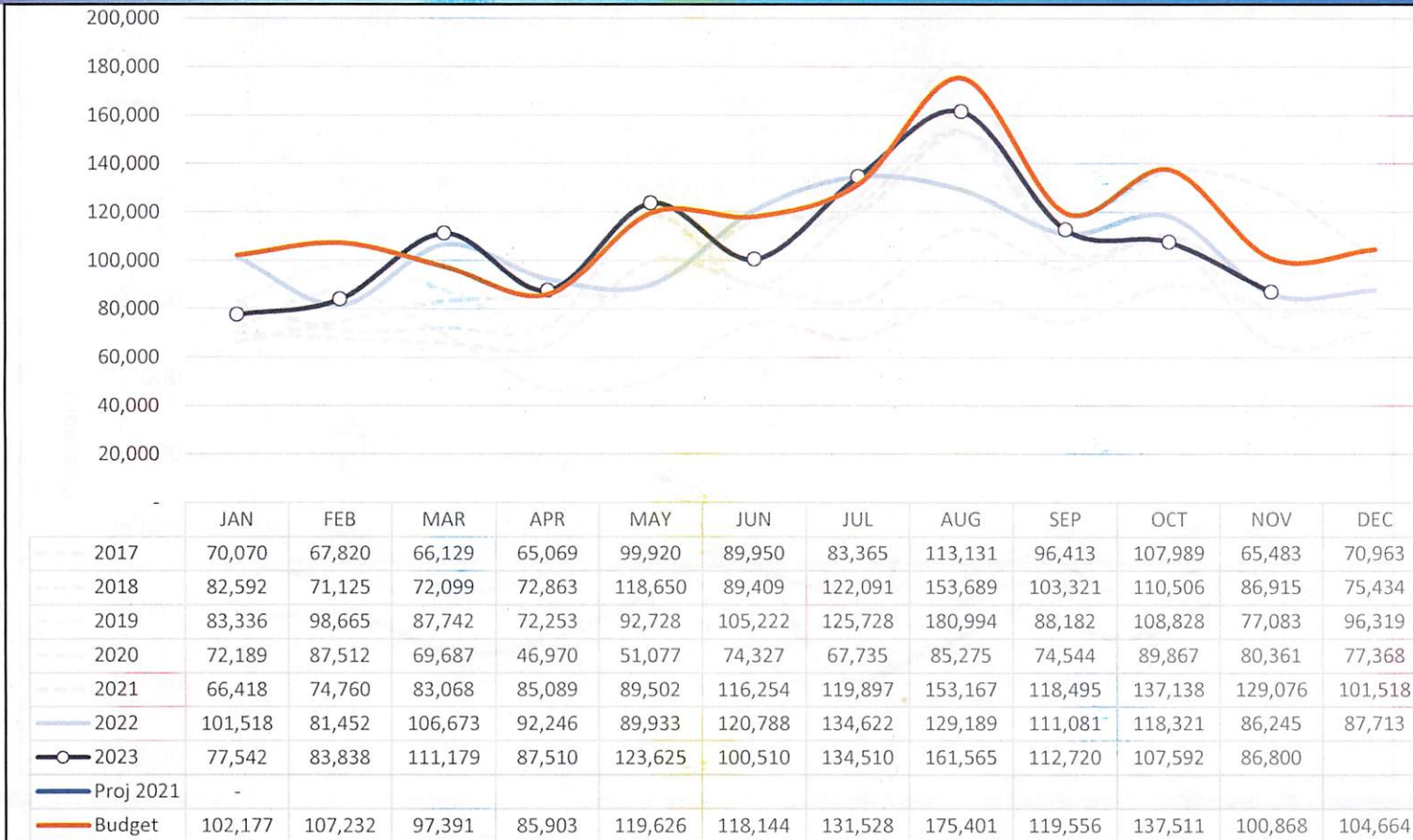
November 2023

January 23, 2024

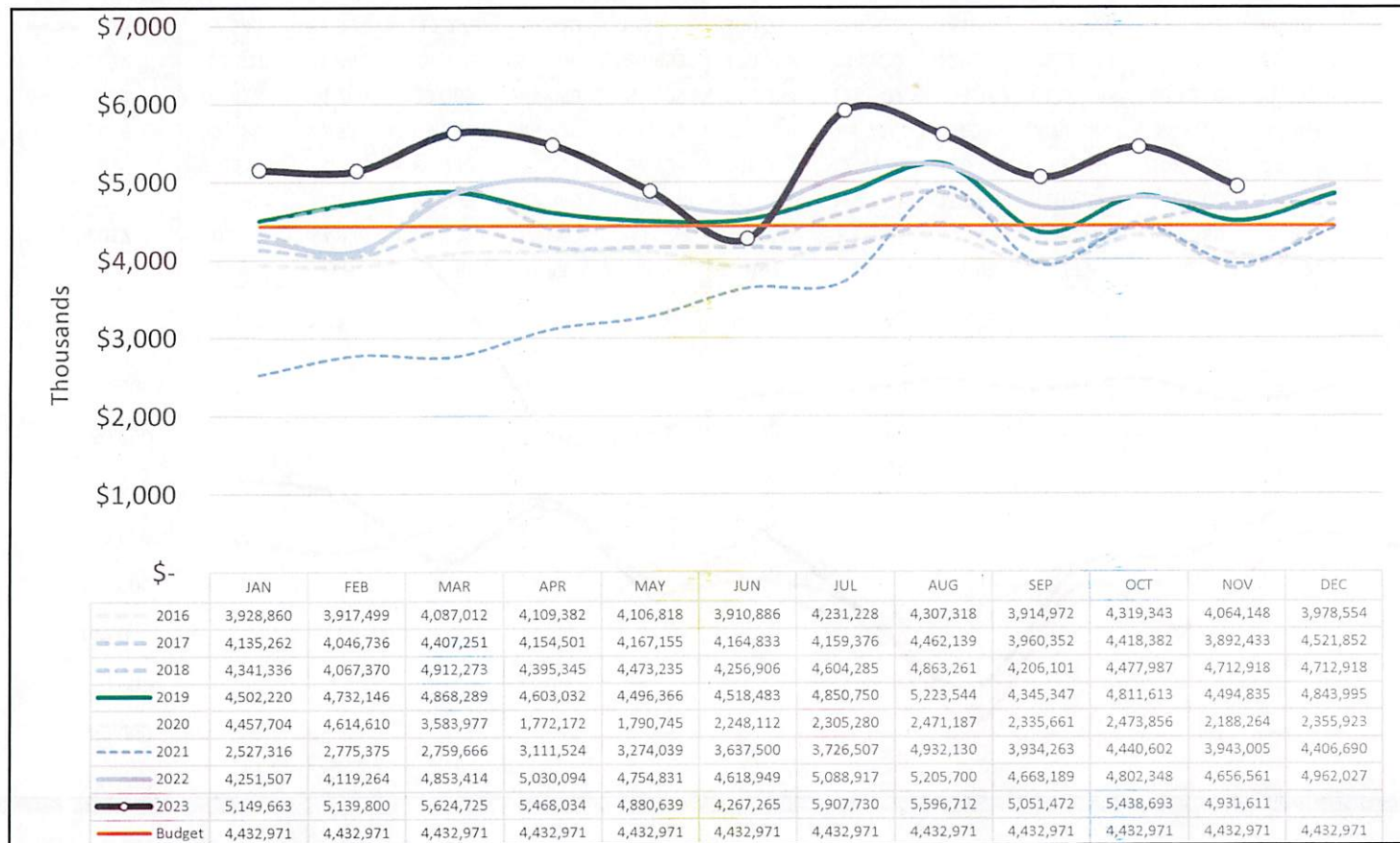
Monthly Enplanements



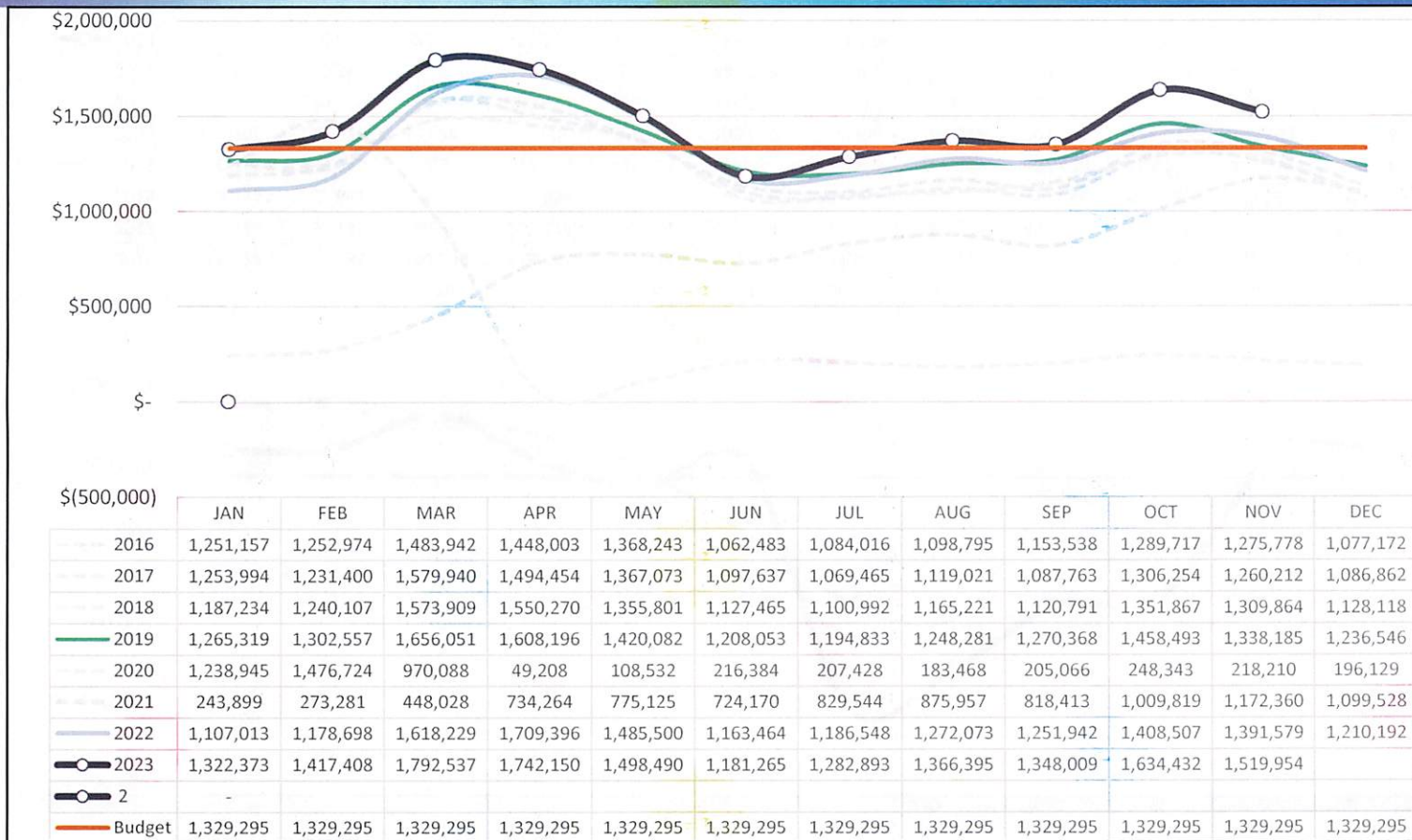
Monthly Jet A FBO only (gallons)



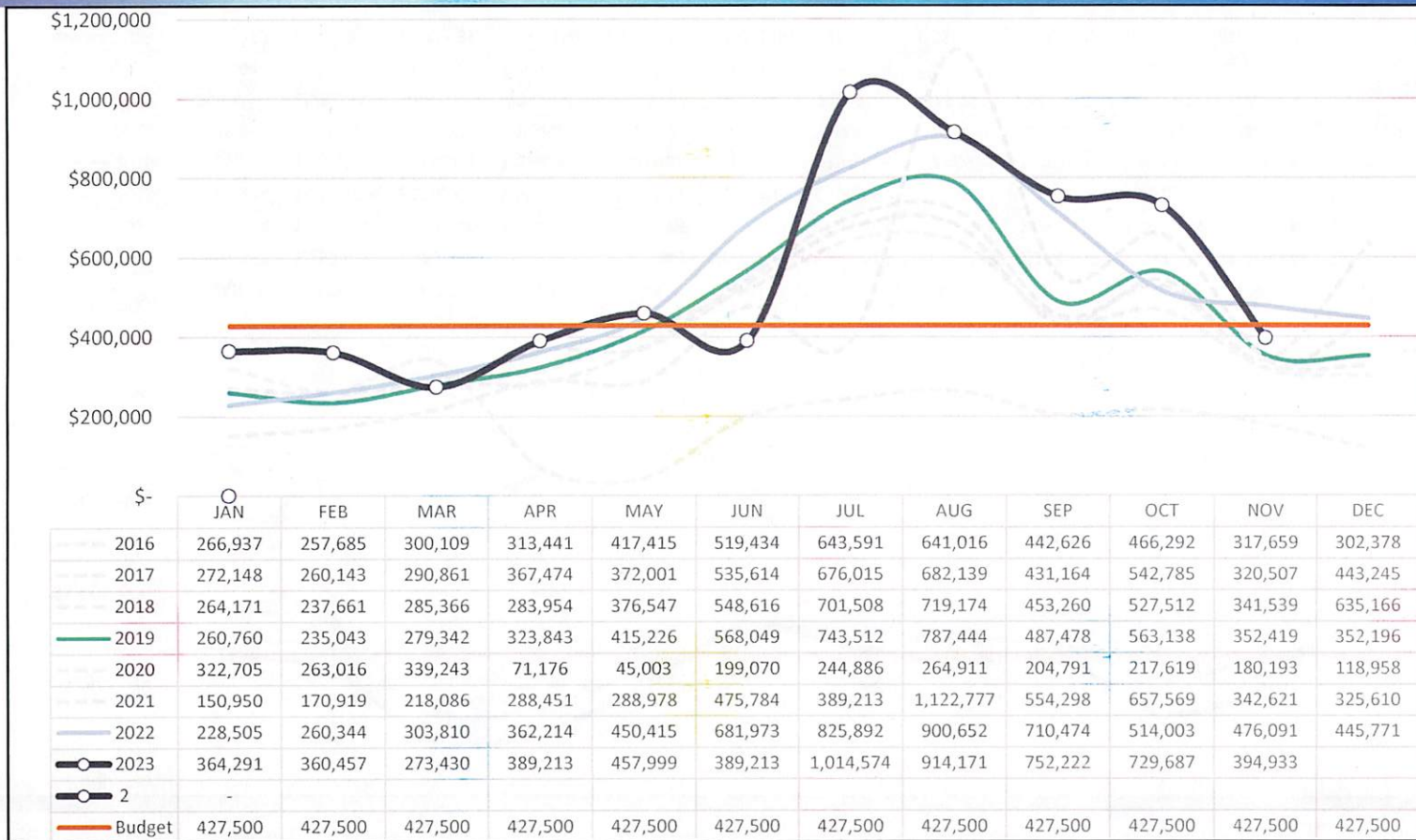
Operating Revenue (including FBO)



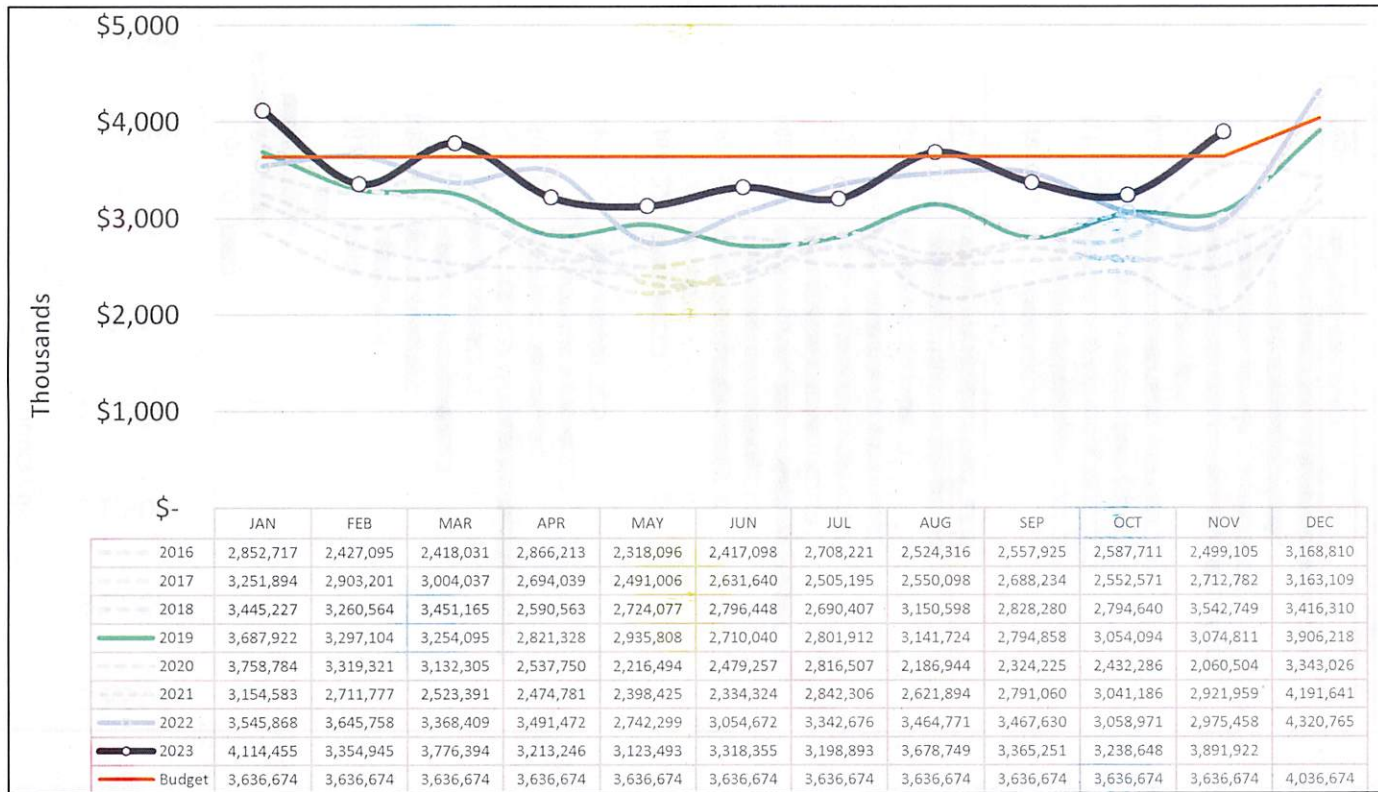
Parking Revenues



Rental Car Revenues

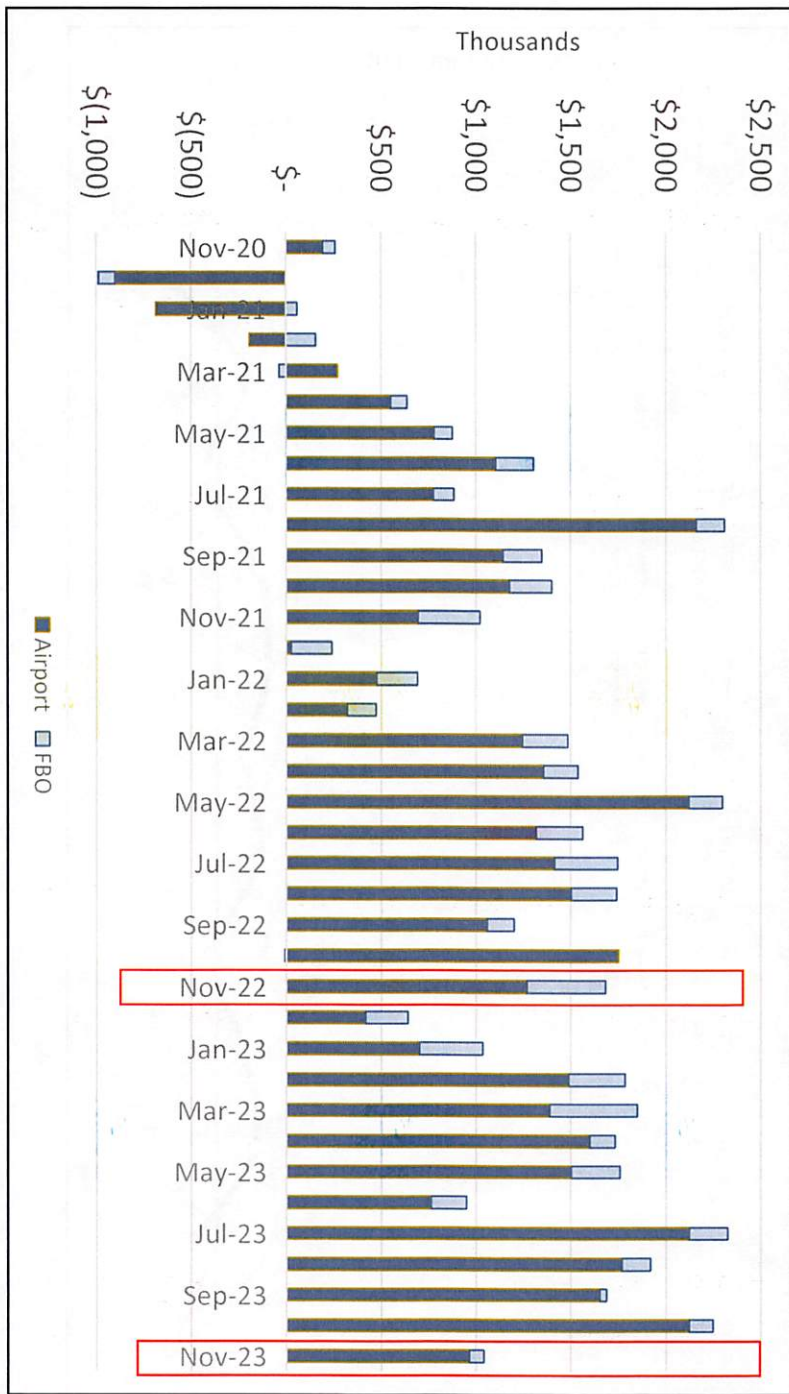


Operating Expense (including FBO)



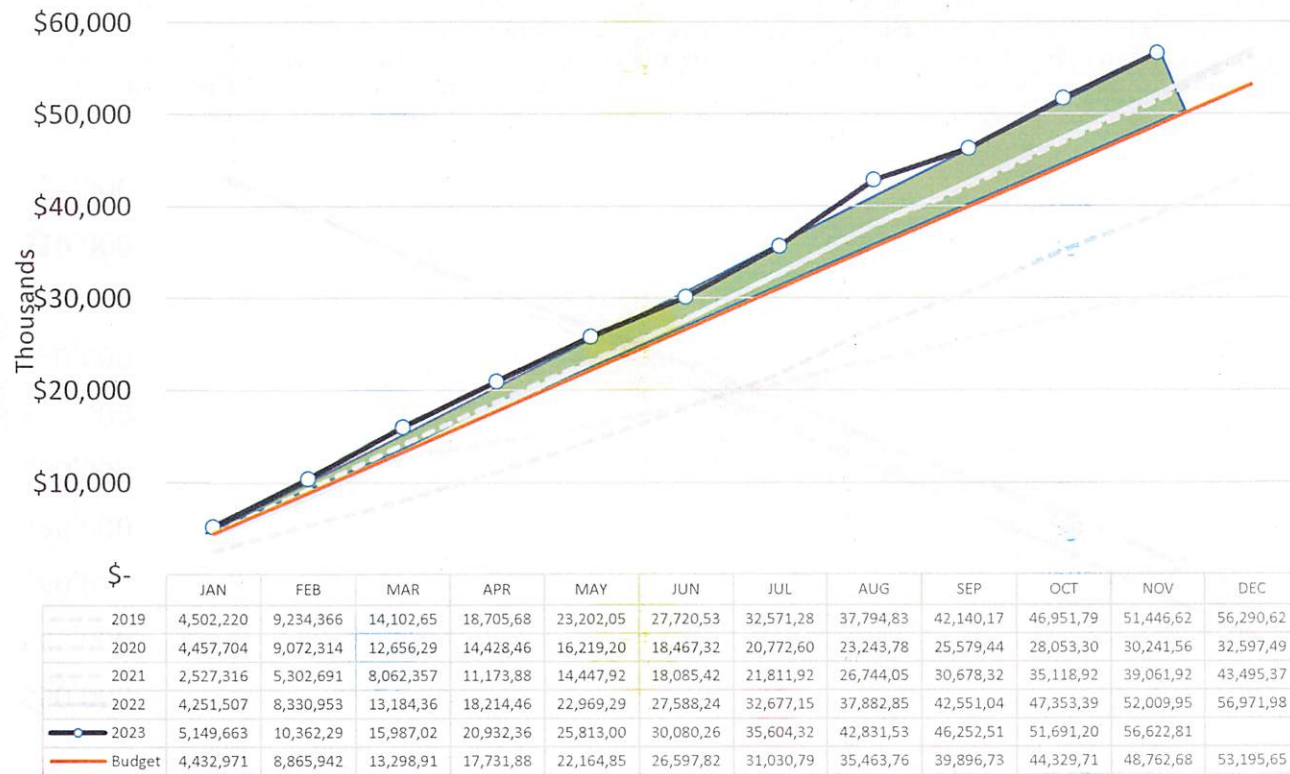


Operating Net Profit, Airport and FBO

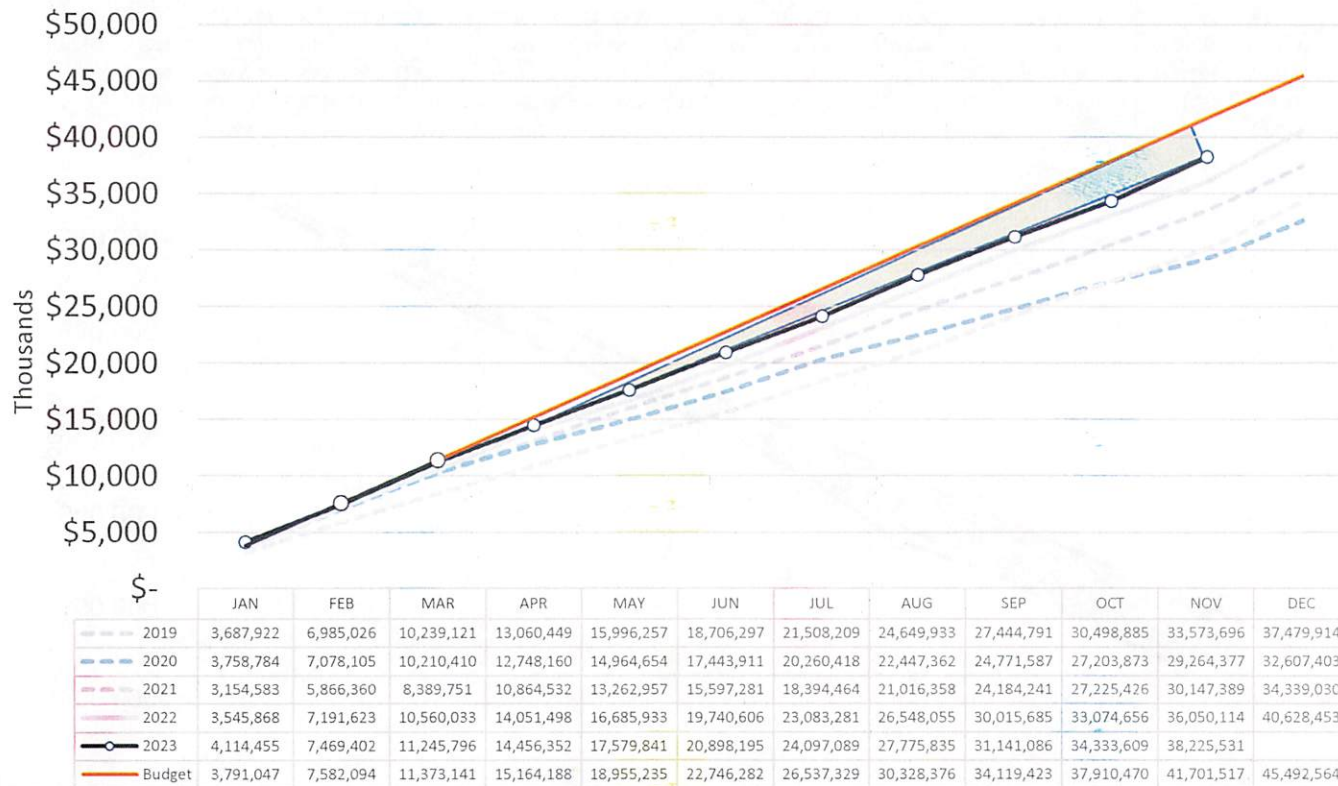




YTD Operating Revenue (excluding CARES) vs. YTD Budget (including FBO)



YTD Operating Expense vs. YTD Budget (including FBO)



Monthly Scheduled Passenger Airline Service



	Airlines	Non-Stop Destination Airports	Non-Stop Destination Cities	Non-Stop Scheduled Flights	Average Flights per Day	Monthly Seats Available	Monthly Landed Weight
Jan20	7	17	13	1,391	44.9	141,803	147,829K
Jan22	7	18	13	1,066	34.4	111,340	107,377K
Nov22	6	21	15	1,145	38.2	120,716	116,088K
Dec22	6	21	15	1,165	37.6	124,744	122,715K
Jan23	6	19	13	1,140	36.8	120,608	116,740K
Feb23	6	20	14	1,141	36.8	120,072	116,999K
Mar23	6	20	14	1,321	42.6	140,331	136,110K
Apr23	6	19	13	1,303	43.4	139,097	132,131K
May23	6	18	12	1,293	41.7	137,445	129,031K
Jun23	6	20	14	1,184	39.2	133,717	122,568k
Jul23	6	20	14	1,298	41.9	149,717	139,876K
Aug23	6	20	14	1,333	43.0	155,747	144,635K
Sep23	6	19	14	1,202	40.0	135,091	126,025K
Oct23	6	21	16	1,308	42.2	152,125	143,836K
Nov23	6	20	15	1,172	39.1	134,799	138,198K

Thank You



AGENDA ITEM NO. 5

Project Development



PROJECT STATUS REPORT

January 23, 2024

I. AIRSIDE IMPROVEMENTS

A) Rehabilitation of Concourse A (Contract S-22-1127)

Fennick McCredie Architecture will be the project designers. Fennick McCredie continues the design including the placement of security measures for the area. FM has submitted the 100% drawings to ACAA for review. The design was completed and FM and ACAA worked together to complete the BIL application, which was submitted on Oct. 16, 2023. FM is working on phasing plans including temporary wall layout.

B) Replacement of Passenger Boarding Bridges A-6 and B-6 (Contract S-1165)

An RFQ was advertised for the design of the replacement of the last two remaining original jetbridges (PBB's). The design firm was selected by a committee reviewing all the proposals. C & S Engineering was selected and has submitted a scope and fee proposal, which will be an action item on the Board agenda.

C) Airport Access Gates and Gate Controllers (Contract S-23-1146)

The project was awarded to Access Anvil and they are currently in the submittal and purchasing process. Work began onsite in early November. C & S Engineering designed the perimeter security fence access gates project. Airport Operations prepared a list of the critical gates needing repair or replacement before winter which Access Anvil is working on, along with some man gates.

Airfield Lighting Controls Upgrade (Contract 1163-GC)

The current Airfield lighting controls are outdated and do not operate on the single mode fiber. An RFP was advertised and a vendor (Eaton-Crouse Hinds) was selected by a review committee. The scope and fee for the project will be an action item for this Board meeting.

Runway 01-19 Pavement Rehabilitation and Lighting Upgrade (Contract S-1163)

C & S Companies was selected to be the designers of the project. In order to meet the FAA's condensed design schedule C & S started the design work immediately after their contract was awarded. The 60% plans and Construction Safety Phasing Plan (CSPP) was submitted on time (November 1, 2023) to the FAA to ensure funding for the project next year. C&S is currently finalizing on the 100% plans including the south Perimeter road. The 100% plans have been submitted to the FAA for review.

II. LANDSIDE IMPROVEMENTS

A) Air Traffic Control Tower (Contract 1013-R & M & E)

The FAA as part of the lease renewal, requested some upgrades to their facility. The roof replacement project (1013-R) the roof project was bid in mid -May 2023 with Titan Roofing completed the roof replacement in coordination with the FAA. Titan Roofing will install the safety tie off points and then demobilize. All roofing work will be completed this year. The HVAC system upgrade, which was bid as two project (Mechanical & Electrical) as multiple projects (1013 HVAC-M & 1013 HVAC-E) Collett is the mechanical contractor and they have begun purchasing of long lead materials and they will supply a work schedule once they have delivery dates. Kasselmann Electric has been coordinating with Collett Mech. set up a work schedule. The delivery date of some of the air handler equipment is early 2024 and work will begin shortly afterward. A Pre-construction meeting will be held in early March 2024.

B) Terminal Pre-TSA Expansion (Contract S-21-1082)

CHA's design team has been working on submittals from all the contractors involved. Bid package #1 Elevators and escalators was awarded to Kone has begun removal of escalators #22 & 23. Bid Package #2 Sitework, Demo and Foundations and Bid package #4 Structure and Interiors were awarded to MLB Construction, who completed the queuing platform, started the construction of temporary walls and removed the Pedestrian bridge to the North Garage. Site utility work is ongoing. Their subcontractor will be starting utility relocation next week. Package #3 Electrical and Mechanical Equipment was awarded to Danforth Mechanical and they are purchasing long lead contract equipment. CHA completed the design for Bid packages #5 TSA equipment

relocate (which will be done through GSA pricing) and #6 Interior Furnishings (which will be purchased through State Contract pricing).

C) Main Terminal Elevator Replacement

There are three elevators in the Terminal and three in the North Garage that are currently hydraulic. The Airport received funding to replace these elevators with MRL systems like Elevators 6 & 8 were done last year. Kone will be doing the work under State contract pricing. Kone is currently working on the shop drawings.

D) New In-Line Checked Baggage Inspection System (CBIS) (S-22-1139)

As part of the TSA's efforts to streamline their operations, the TSA is offering grants for the design of a new In-Line Checked Baggage Inspection System to replace the current individual airline baggage inspections. VTC and their subcontractors have narrowed down the option of systems to the DCV system that will work the best for the Airport, with the least amount of disruption to the existing operations. Meetings are being held with the Airlines to keep them updated with the most current design. A meeting is scheduled with the TSA to review the 30% design plans.

AGENDA ITEM NO. 6

Counsel

AGENDA ITEM NO. 7

Concessions/Ambassador Program

AGENDA ITEM NO. 8

Public Affairs

AGENDA ITEM NO. 9

Business & Economic Development

AGENDA ITEM NO. 10

**Authorization of Contracts/Leases/Contract
Negotiations/Contract Amendments**

AGENDA ITEM NO. 10.1

INTENTIONALLY OMITTED

AGENDA ITEM NO. 10.2

**Issue Purchase Order for Purchase and
Installation of a P.C Air Unit
for PBB C2 to JBT, Aerotech**

AGENDA ITEM NO: 10.2
MEETING DATE: January 23, 2024

ALBANY COUNTY AIRPORT AUTHORITY
REQUEST FOR AUTHORIZATION

DEPARTMENT:

**ACAA APPROVED
01/23/2024**

Contact Person: *John LaClair, P.E. Chief Engineer*

PURPOSE OF REQUEST:

*Issue Purchase Order for Purchase and Installation of a P.C Air Unit
for PBB C2 to JBT, Aerotech*

CONTRACT AMOUNT:

Total Contract Amount: *\$126,485.00*

BUDGET INFORMATION:

Federal Airport Improvement Program
Anticipated in Current ALB Capital Plan : Yes ✓ No NA
Funding Account No.: *N/A*

FISCAL IMPACT – FUNDING

Federal N/A State N/A Airport 100% NA NA
Term of Funding: 2023-2024
Grant No. :N/A State PIN: N/A

JUSTIFICATION:

Request is made to approve the purchase and installation of a new P.C. Air unit for Passenger Boarding Bridge C-2 for \$126,485.00 from JBT Aerotech, Roy, Utah. The existing P.C Air unit on PBB C2 was reused from the bridge that was replaced 5 years ago, because at the time the unit was only 6 years old and didn't warrant replacing. The unit after more than 10 years needed to be replaced. JBT Aerotech was the supplier of the new C2 bridge and the units are proprietary the manufacturer due to compatibility constraints.

CHIEF EXECUTIVE OFFICER'S RECOMMENDATION:

Recommend approval.

FINAL AGREEMENT SUBJECT TO APPROVAL BY COUNSEL: YES ✓ NA NA

AGENDA ITEM NO: 10.2
MEETING DATE: January 23, 2024

PROCUREMENT DEPARTMENT APPROVAL:

Procurement complies with Authority Procurement Guidelines and Chief Financial Officer has approved. YES J NO .

BACK-UP MATERIAL:

Please refer to attached Proposal from JBT Aerotech.



Jetway Systems
 JBT Aerotech Corporation
 4074 S 1900 W
 Roy UT 84067
 (801) 629-3413

PLEASE REMIT PAYMENT TO: JBT Aerotech Corporation
By Wire Transfer: PNC Bank
 Pittsburgh PA
 ABA Routing: 043000096
 Account Number: 1028907418
 SWIFT Code: PNCCUS33

By Mail: 7000 Solutions Center
 Chicago, IL 60677

Customer Invoice No.	2405124
Customer ID No:	C000678
Invoice Date	October 24, 2023
Customer Order No.	Signed RQ #4694-0A
Order No.	FPC
Payment Terms	NET 30

BILL TO: Albany County Airport Authority
 Attn: Accounts Payable
 Arff Bldg, Suite 204
 Albany County Airport
 Albany NY 12211-1057
 United States of America

SHIP TO: Albany County Airport Authority
 737 Albany Shaker Road
 Albany Int'l Airport
 Authority Building, Suite 200
 Albany NY 12211
 United States of America

Attn: John LaClair

Line #	Item Description	QTY	Unit Price	Extended Amount
1	Supply new SJ90 PC Air unit, new mounting brackets and pendent controller. Mobilize and take down old PC Air and leave with customer.	1	\$ 86,033.00	\$ 86,033.00
2	Receive new unit, install new unit, reusing old hoses. Test and commission new unit.	1	\$ 25,971.00	\$ 25,971.00
3	Haul off and Scrap old PC Air unit	1	\$ 2,176.00	\$ 2,176.00
4	Freight	1	\$ 12,305.00	\$ 12,305.00

TOTAL AMOUNT DUE THIS INVOICE (USD) \$ 126,485.00

If you have questions regarding this invoice,
 please call Jacki Payne 801.629.3413.

Customer Invoice No. 2405124



Powering Business Worldwide

Cooper Crouse-Hinds, LLC
Airport Lighting
1200 Kennedy Road
Windsor, CT 06095
Phone: (860) 683-4300
Fax: (860) 683-4354
www.chalp.com

Sold-to address
PROJECT QUOTE
TO BE DETERMINED
SYRACUSE NY 13201
US

Ship-to address
PROJECT QUOTE
TO BE DETERMINED
SYRACUSE NY 13201
US

Incoterms: Pre-Paid FCA ORIGIN PLANT
Payment Terms: Net 30 Days

Customer Quotation

Quotation Number	Date
23546742	11/01/2023
Customer Number	
13705	
Prepared By	
Nir Godel	
Validity period	
11/01/2023 to 12/31/2023	
Project Number	
CONTRACT NO. 1163-GC	
Project Name	
ALB	
Bid Date	
11/07/2023	
Sales Representative	
900000012 / NERSM JIM TEIXEIRA	
Customer Service Contact	
CSC CCH SYRACUSE Tele: 8667645454 Fax: 3154775153	

THIS DOCUMENT INCORPORATES AND IS SUBJECT TO THE ATTACHED TERMS AND CONDITIONS.

Item	Quantity	UOM	Description	Material No	Price	Ext. Value
Cust.item Catalog Number						
Cust.Material Number						
10	1	EA	NEW ALCMS - ALB	NEWITEM	215,000.00	215,000.00
See attached detailed proposal for scope of work and project plan						
Product Subtotal						215,000.00
Final amount in USD						215,000.00

AGENDA ITEM NO. 10.3

**Construction Contract: Authorization to
Award Contract 1163-GC for Airfield
Lighting and Control Monitoring System to
Eaton-Crouse Hinds.**

AGENDA ITEM NO: 10.3
MEETING DATE: January 23, 2024

ALBANY COUNTY AIRPORT AUTHORITY
REQUEST FOR AUTHORIZATION

ACAA APPROVED
01/23/2024

DEPARTMENT: *Planning and Engineering*

Contact Person: *John LaClair, P.E., Chief Engineer*

PURPOSE OF REQUEST:

Construction Contract: *Authorization to Award Contract 1163-GC for Airfield Lighting and Control Monitoring System to Eaton-Crouse Hinds.*

CONTRACT AMOUNT:

Base Amount \$215,000.00

BUDGET INFORMATION:

Anticipated in Current ALB Capital Plan: Yes ✓ No NA
Funding Account No.: CPN

AWARD CONDITIONS MET:

Apprenticeship N/A DBE N/A MWBE N/A

Service Disable Veteran Owned Business (SDVOB) N/A

FISCAL IMPACT - FUNDING (Dollars or Percentages)

Federal N/A State N/A Airport 100%
Term of Funding: 2023-2025
Grant No.: N/A STATE PIN: N/A

JUSTIFICATION:

Request to award Contract # 1163-GC Airfield Lighting and Monitoring System to qualified bidder Eaton-Crouse Hinds of Windsor, CT. for \$215,000.00. The contract scope includes the installation of a new lighting control system in the airfield electric vault, the Air Traffic Control Tower and Airfield Electrician's shop, including all new computers, relays and control modules to allow the ATCT to control the airfield lights remotely and the Airfield electrician to monitor the system. The new system will have software that is upgradable. The contractor will also remove the existing system and provide training on the new system.

CHIEF EXECUTIVE OFFICER'S RECOMMENDATION:

Recommend approval.

AGENDA ITEM NO: 10.3
MEETING DATE: January 23, 2024

FINAL AGREEMENT SUBJECT TO APPROVAL BY COUNSEL: YES NA

PROCUREMENT DEPARTMENT APPROVAL:

Procurement complies with Authority Procurement Guidelines and Chief Financial Officer has approved. YES NA

BACK-UP MATERIAL:

Please refer to the attached Contract 1163-GC Eaton-Crouse Hinds proposal.



Powering Business Worldwide

Cooper Crouse-Hinds, LLC
Airport Lighting
1200 Kennedy Road
Windsor, CT 06095
Phone: (860) 683-4300
Fax: (860) 683-4354
www.chalp.com

Sold-to address
PROJECT QUOTE
TO BE DETERMINED
SYRACUSE NY 13201
US

Ship-to address
PROJECT QUOTE
TO BE DETERMINED
SYRACUSE NY 13201
US

Customer Quotation

Quotation Number	Date
23546742	11/01/2023
Customer Number	
13705	
Prepared By	
Nir Godel	
Validity period	
11/01/2023 to 12/31/2023	
Project Number	
CONTRACT NO. 1163-GC	
Project Name	
ALB	
Bid Date	
11/07/2023	
Sales Representative	
900000012 / NERSM JIM TEIXEIRA	
Customer Service Contact	
CSC CCH SYRACUSE Tele: 8667645454 Fax: 3154775153	

Incoterms: Pre-Paid FCA ORIGIN PLANT
Payment Terms: Net 30 Days

THIS DOCUMENT INCORPORATES AND IS SUBJECT TO THE ATTACHED TERMS AND CONDITIONS.

Item	Quantity	UOM	Description	Material No	Price	Ext. Value
Cust.item	Catalog Number					
	Cust.Material Number					
10	1	EA	NEW ALCMS - ALB	NEWITEM	215,000.00	215,000.00
See attached detailed proposal for scope of work and project plan						
Product Subtotal						215,000.00
Final amount in USD						215,000.00

Terms and Conditions

1. Applicable Terms and Conditions

(a) These terms and conditions of sale establish the rights, obligations, and remedies of Buyer and Seller that apply to any order issued by Buyer for the purchase of Seller's products and/or services ("Products"). No additional or different terms or conditions, whether contained in Buyer's purchase order form or in any other document or communication pertaining to Buyer's order, will be binding on Seller unless accepted in writing by an authorized representative of Seller. Seller expressly objects to and rejects any additional or different terms and conditions, which shall be ineffective.

(b) If Seller's order acknowledgement, invoice, other document, or electronic transmittal including or attaching these terms and conditions is found to be an acceptance of an offer, acceptance is expressly made conditional upon Buyer's assent solely to these terms and conditions, and acceptance of any part of Products delivered by Seller shall be deemed to constitute such assent by Buyer. If the order acknowledgement, invoice, other document, or electronic transmittal including or attaching these terms and conditions constitutes an offer, Buyer's acceptance of the offer is hereby limited to the terms of the offer.

2. Price, Payment Terms, and Title

(a) All prices represent those in effect at the time of quotation and are subject to change without notice. Unless prices are bid or quoted as "firm," Seller reserves the right to invoice at prices in effect at the date of shipment, regardless of any prior bid and whether notice was received by Buyer. Prices are stated in United States dollars unless otherwise indicated, are exclusive of shipping, handling, shipping insurance, duties, and sales, use, excise or similar taxes. Export packaging or any other special handling requested by Buyer will be at Buyer's expense.

(b) Buyer acknowledges that the pricing of the Products has been set based on the agreed allocation of risks contained in these terms and conditions. If, notwithstanding the provisions of these terms and conditions, a court of competent jurisdiction determines that Buyer's terms and conditions apply to an order, then Seller shall have the right to either (i) modify the prices (including retroactively) according to the additional level of risk and responsibility that Buyer's terms and conditions require Seller to undertake; or (ii) cancel the order any time after such a determination without liability for the termination other than for the Products already delivered on these terms and conditions.

(c) Unless different credit terms have been extended to Buyer in writing by Seller, payment terms are net 30 days after delivery or date of invoice, whichever first occurs, in the currency invoiced. Seller reserves the right to modify or withdraw credit terms at any time without notice. If Buyer fails to fulfill the terms of payment, Seller may defer further shipments to Buyer or, at its option, cancel the unshipped portions of Buyer's orders. Buyer agrees to pay interest on all past due invoices at the rate of 18% per annum, compounded monthly, or the highest contractual rate allowable under the law.

(d) Until full payment of all obligations of the Buyer for an order, Seller reserves the title (but not the risk of loss) to all Products furnished under that order. If the Buyer defaults in payment or performance or becomes subject to insolvency, receivership or bankruptcy proceedings or makes an assignment for the benefit of creditors, or without the consent of Seller voluntarily or involuntarily sells, transfers, leases or permits any lien or attachment on the Products, Seller may treat all amounts then or hereafter owing by Buyer to be immediately due and payable and Seller at its election may repossess Products for which Buyer has not paid in full. In the event of repossession of Products under this section, Buyer agrees that Seller may enter the premises where the Products may be located and remove them without notice and without being liable to Buyer for such repossession. Buyer will not set off invoiced amounts or any portion thereof against sums that are due or may become due from Seller, its parents, affiliates, or subsidiaries. Buyer grants Seller a security interest in all Products for which title has passed (including all after-acquired Products) that Seller sells Buyer and all proceeds of Products (including but not limited to all products in which Products are incorporated and any funds and products that Buyer receives in exchange for Product). Buyer consents to Seller's execution of any documents to evidence and perfect this security interest, and agrees to execute the same if requested by Seller.

3. Delivery and Risk of Loss

(a) Unless otherwise agreed in writing, all deliveries of Products will be FCA (Incoterms 2000) Seller's facility. Products will be packed in Seller's standard commercial shipping packages. Charges for shipping may not reflect net transportation costs paid by Seller. Buyer shall reimburse Seller for all costs of storage and handling incurred by Seller after the date that Seller is prepared to make shipment.

(b) Delivery and shipping dates are approximate and represent Seller's best estimate of the time required to make delivery or shipment. Time is not of the essence with respect to the transactions covered by these terms and conditions, except with respect to Buyer's obligation to make all related payments. Seller's obligations under these terms and conditions will be dependent upon Seller's ability to obtain necessary raw materials and components. Seller shall have the right to make partial deliveries and to ship up to forty (40) days in advance of shipping date.

4. Acceptance

Acceptance shall occur, if not before, when Buyer fails to reject within ten (10) days after delivery of the Products. Buyer may rightfully reject only when a reasonable inspection shows that the Products fail to conform substantially to the specifications for the Products. Buyer waives any right to revoke acceptance. Buyer's remediation for any nonconformity detected after acceptance are limited to those expressly provided in these terms and conditions for breach of warranty.

5. Limited Warranty

(a) Seller warrants to each original Buyer of Products that Products are, at the time of delivery to the Buyer, in good working order and conform to Seller's official published specifications, provided that no warranty is made with respect to any Products, lamps, component parts, or accessories manufactured by others but supplied by Seller.

(b) Seller's obligation under this warranty for any Product proved not to be as warranted within the applicable warranty period is limited to, at its option, replacing the Product, refunding the purchase price of the Product, or using reasonable efforts to repair the Product during normal business hours at any authorized service facility of Seller. All costs of transportation of any Product claimed not to be as warranted and of any repaired or replacement Product to or from such service facility shall be born by Buyer.

(c) Seller may require the return of any Product claimed not to be as warranted to one of its facilities as designated by Seller, transportation prepaid by Buyer, to establish a claim under this warranty. The cost of labor for removing a Product and for installing a repaired or replacement Product shall be borne by Buyer. Replacement parts provided under the terms of this warranty are warranted for the remainder of the warranty period of the Products in which they are installed to the same extent as if such parts were original components. Warranty services provided under these terms and conditions do not assure uninterrupted operations of Products; Seller shall not be liable for damages caused by any delays involving warranty service.

(d) The warranty period for Products, except for LED Products, is twelve (12) months from the date of shipment unless otherwise agreed by Seller in writing.

(e) The warranty period for LED Products is forty-eight (48) months from the documented installation completion date. LED Products are light fixtures containing light emitting diode other than solar, utility and obstruction lighting.

(f) EXCEPT FOR THE EXPRESS WARRANTY SET FORTH ABOVE, SELLER PROVIDES PRODUCTS AS-IS AND MAKES NO OTHER REPRESENTATIONS OR WARRANTIES, EXPRESS OR IMPLIED, STATUTORY OR OTHERWISE, REGARDING THE PRODUCTS, THEIR FITNESS FOR ANY PARTICULAR PURPOSE, THEIR MERCHANTABILITY, THEIR QUALITY, THEIR NONINFRINGEMENT, OR OTHERWISE. IN NO EVENT SHALL SELLER BE LIABLE FOR THE COST OF PROCUREMENT OR INSTALLATION OF SUBSTITUTE GOODS.

6. LIMITATION OF LIABILITY

IN NO EVENT WILL SELLER BE LIABLE FOR ANY SPECIAL DAMAGES, CONSEQUENTIAL DAMAGES, INDIRECT DAMAGES, INCIDENTAL DAMAGES, STATUTORY DAMAGES, EXEMPLARY OR PUNITIVE DAMAGES, LOSS OF PROFITS, LOSS OF REVENUE, LIQUIDATED DAMAGES, OR LOSS OF USE, EVEN IF INFORMED OF THE POSSIBILITY OF SUCH DAMAGES. SELLER'S LIABILITY FOR DAMAGES ARISING OUT OF OR RELATED TO A PRODUCT SHALL IN NO CASE EXCEED THE PURCHASE PRICE OF THE PRODUCT FROM WHICH THE CLAIM ARISES. TO THE EXTENT PERMITTED BY APPLICABLE LAW, THESE LIMITATIONS AND EXCLUSIONS WILL APPLY WHETHER SELLER'S LIABILITY ARISES OR RESULTS FROM BREACH OF CONTRACT, BREACH OF WARRANTY, TORT (INCLUDING BUT NOT LIMITED TO NEGLIGENCE, GROSS NEGLIGENCE, MALICE, OR INTENTIONAL CONDUCT), STRICT LIABILITY, BY OPERATION OF LAW, OR OTHERWISE.

7. Cancellation and Return of Products

Orders shall not be subject to cancellation or modification either in whole or in part without Seller's written consent and then only with terms that will reimburse Seller for reasonable termination charges, including all progress billings and all incurred direct manufacturing costs. Seller's written consent must be given in advance of Buyer's return of Product for credit. Seller reserves the right to cancel any sale of Products without liability to Buyer (except for refund of monies already paid), if the manufacture or sale of the goods is or becomes technically or economically impractical.

8. Force Majeure

Seller shall not be liable for any failure to perform or delay in performing its obligations resulting directly or indirectly from or contributed to by any acts of God, acts of Buyer or those under Buyer's control, acts of government or other civil or military authorities, priorities, strikes, or other labor disputes, fires, accidents, floods, epidemics, war, riot, embargoes, delays in transportation, lack of or inability to obtain raw materials, components, labor, fuel or supplies, or other circumstances beyond Seller's reasonable control ("Force Majeure Event"). If Seller elects, the time for performance shall be extended by a period of time equal to the time lost because of any delays caused by reasons of a Force Majeure Event. Should Seller be prevented from completing Buyer's order or any part thereof because of any Force Majeure Event, then Buyer agrees promptly upon request and upon receipt of invoice therefor, to pay Seller for any Product or Products then completed.

9. Work Product

"Work Product" shall include, without limitation, all designs, discoveries, creations, works, devices, masks, models, work in progress, service deliverables, inventions, products, special tooling, computer programs, procedures, improvements, developments, drawings, notes, documents, business processes, information and materials made, conceived or developed by Seller alone or with others that result from or relate to the Products. All Work Product shall at all times be and remain the sole and exclusive property of Seller. Buyer hereby agrees to irrevocably assign and transfer to Seller and does hereby assign and transfer to Seller all of its worldwide right, title and interest in and to the Work Product including all associated intellectual property rights. Buyer hereby waives any and all moral and other rights in any Work Product or any other intellectual property created, developed or acquired in respect of the Products. Seller will have the sole right to determine the treatment of any Work Product, including the right to keep it as trade secret, execute and file patent applications on it, to use and disclose it without prior patent application, to file registrations for copyright or trademark in its own name or to follow any other procedure that Seller deems appropriate. All tools and equipment supplied by Buyer to Seller shall remain the sole property of Seller.

10. Confidentiality

(a) Buyer may acquire knowledge of Seller Confidential Information (as defined below) in connection with Products and/or its performance hereunder and agrees to keep Seller Confidential Information in confidence during and following termination or expiration of this Agreement. "Seller Confidential Information" includes but is not limited to all information, whether written or oral, in any form, including, without limitation, information relating to the research, development, products, methods of manufacture, trade secrets, business plans, customers, vendors, finances, personnel data, Work Product, and other material or information considered proprietary by Seller relating to the current or anticipated business or affairs of Seller that is disclosed directly or indirectly to Buyer. In addition, Seller Confidential Information means any third party's proprietary or confidential information disclosed to Buyer in the course of providing Products to Buyer.

(b) Buyer agrees not to copy, alter or directly or indirectly disclose any Seller Confidential Information. Additionally, Buyer agrees to limit its internal distribution of Seller Confidential Information to Buyer's employees who have a need to know, and to take steps to ensure that the dissemination is so limited. In no event will Buyer use less than the degree of care and means that it uses to protect its own information of like kind, but in any event not less than reasonable care to prevent the unauthorized use of Seller Confidential Information. Buyer may disclose Seller Confidential Information that is required to be disclosed pursuant to a requirement of a government agency or law but only after Buyer provides prompt notice to Seller of such requirement and gives Seller the opportunity to challenge or limit the scope of the disclosure.

(c) Buyer further agrees not to use Seller Confidential Information except in the course of performing hereunder and will not use such Seller Confidential Information for its own benefit or for the benefit of any third party. All Seller Confidential Information is and shall remain the property of Seller. Upon Seller's written request, Buyer shall return, transfer or assign to Seller all Seller Confidential Information, including all Work Product, and all copies containing Seller Confidential Information.

11. Patent Indemnity

In the event any Product is made in accordance with drawings, samples or manufacturing specifications designated by Buyer, Buyer agrees to indemnify, defend and hold Seller harmless from any and all damages, costs and expenses (including attorney's fees) relating to any claim arising from or relating to the design, distribution, manufacture, marketing, sale, or use of the Product or arising from or relating to a claim that such Product furnished to Buyer by Seller, or the use thereof, infringes any claim of any patent, foreign or domestic, and Buyer agrees at its own expense to undertake the defense of any suit against Seller brought upon such claim or claims.

12. Changes in Product Design or Manufacture

Seller shall have the right to change, discontinue or modify the design and construction of any of its products and to substitute material equal to or superior to that originally specified.

13. Software License

Software, if included with a Product, is hereby licensed and not sold. The license is nonexclusive, and is limited to use with the Product with which it is included. No other use is permitted and Seller retains for itself (or, if applicable, its suppliers) all title and ownership to any software delivered hereunder, all of which contains confidential and proprietary information and which ownership includes without limitation all rights in patents, copyrights, trademarks and trade secrets. Buyer shall not attempt any sale, transfer, sublicense, reverse compilation or disassembly (save to the extent expressly permitted by law) or redistribution of the software. Buyer shall not copy, disclose or display any such software, or otherwise make it available to others.

14. Compliance with Laws

Seller shall comply with all laws and regulations applicable to Products including but not limited to all applicable import and export laws and regulations. Buyer and Buyer's Agent shall provide all information requested by Seller relating to Seller's voluntary or mandatory compliance with any law or regulation, and Buyer shall indemnify Seller for any losses incurred by Seller arising from Buyer's or Buyer's agent's failure to provide the information requested by Seller.

15. Waiver

No waiver of any provision of these terms and conditions (or any right or default hereunder) shall be effective unless in writing and signed by an authorized representative of Seller. Any such waiver shall be effective only for the instance given, and shall not operate as a waiver with respect to any other rights or obligations under these terms and conditions or applicable law in connection with any other instances or circumstances.

16. Language

The parties have expressly required that these terms and conditions be prepared in the English language. Les parties aux présentes ont expressément exigé que les présentes termes et les bons de commandes émis aux termes des présentes soient rédigés en langue Anglaise.

17. Choice of Law and Dispute Resolution

Except as set forth below, these terms and conditions shall be governed by and construed in accordance with the laws of the State of Texas, without reference to its choice of law rules. If both Seller and Buyer are incorporated under the laws of Canada or a province of Canada, these terms and conditions shall be governed by and construed in accordance with the laws of the Province of Ontario and the federal laws of Canada. If Buyer is incorporated in the United States, any claim or litigation arising out of or relating to Products shall be brought exclusively in a court of competent jurisdiction in Harris County, Texas. If Buyer is incorporated outside of the United States, any dispute will be resolved by arbitration in Houston, Texas, by three arbitrators and under the International Chamber of Commerce Rules of Arbitration. The language of the arbitration will be English. In all cases, Buyer and Seller expressly exclude from application the United Nations Convention on Contracts for the International Sale of Goods.

18. Assignment

Buyer may not assign, transfer or subcontract the performance of its services, or any of its rights and/or obligations hereunder, without Seller's prior written consent.

19. Severability

If any provision of these terms and conditions is determined to be illegal, invalid, or unenforceable, the validity and enforceability of the remaining provisions of these terms and conditions will not be affected and, in lieu of such illegal, invalid, or unenforceable provision, there will be added, as part of these terms and conditions, one or more provisions as similar in terms as may be legal, valid and enforceable under applicable law.

CCH 033012

Albany Int'l Airport
New York
Contract No.: 1163-GC

**NEW AIRFIELD LIGHTING
CONTROL AND
MONITORING SYSTEM**

Contact:

Nir Godel

Product Line Manager

Airport Lighting Products

nirgodel@eaton.com

Tel: +1 860-683-4389

Cell: +1 860-977-9186

Eaton's Crouse-Hinds Business

1200 Kennedy Road

Windsor, CT 06095

Table of Contents

1. EXECUTIVE SUMMARY.....	3
2. EXPERIENCE	5
Overview.....	5
ALCMS Reference.....	6
3. PROJECT DETAILED WORK PLAN	8
Scope of work.....	8
Hardware Items	8
Software Items	9
Commissioning Items	10
Training.....	11
Warranty	12
Project Control Plan.....	13
Introduction.....	13
Design Principles	13
Managerial Control Methods	14
General.....	14
General Project Management.....	14
Detailed Project Management	15
Design reviews.....	15
Testing Principles.....	15
Risk Management Plan	16
Information Security	17
Project Organizational Chart.....	17

1. EXECUTIVE SUMMARY

- 85 years of manufacturing airfield ground lights, signs, constant current regulators and power equipment and 25 years of experience with Airfield Lighting and Control Monitoring System (ALCMS)
- Over 100 systems installed worldwide and with the majority being in the FAA market.
- very experienced technical staff. On average, members carry more than 20 years of airfield lighting experience, each servicing dozens upon dozens of airports and in a variety of geographic locations.
- This Eaton Crouse Hinds proposal represents much more than just “state of the art” and reliable control system. The proposed system is proven in many installations to be reliable and supported for decades. Please see list of references in Section 2.
- The proposed solution is a Superior ALCMS FAA certified L890-C with additions for enhanced benefits beyond required:
 - The offered KVM Extender is using fiber connection to the ATC cab and as such will provide the highest quality of display resolution to ATC
 - The offer includes individual IP66 enclosures with a display (Total 20) to be located adjacent to each CCR to enable the display of advanced CCR and IRMS which will simplify local diagnostics (See Appendix 3).
 - The offer includes UPS monitoring feature which is very beneficial for monitoring the system integrity (See Appendix 5).
- The proposed solution uses a modular design that provides crucial benefits:
 - Reduced the amount of wiring between the computer cabinet and the CCRs/general elements
 - One controller failure won't affect the other CCRs modules functionality as with central PLC enclosure
 - Future CCR additions or removal are much simpler as don't require any wiring to the computer cabinet and will be much less interruptive to the airport operation.
- The project includes a robust training agenda for both Maintenance and ATC personnel. Following the project completion Crouse Hinds technical team provides a complimentary, free of charge phone support regarding any troubleshooting request or generalized ALCMS inquiry.

- The assigned project team includes technical expertise from different disciplines as engineering, projects management, and technical services groups while getting support from the business operation functions.
- The project will follow a very structured project plan to ensure flawless execution. Crouse Hinds Airport lighting is ISO 2015 certified.
- Main offices are in Windsor CT which is in proximity to Albany int'l airport and simplify any future onsite support in case of emergency needs.
- The proposed control system includes cyber security best practices. The control system only utilizes encrypted communication and messaging channels. These enhanced processes have been reviewed and approved by Eaton Electrical's specialized IT unit "Cybersecurity Center of Excellence". The system will be able to support mandated tools indicated in the incoming TSA new cybersecurity requirements for airports.

2. EXPERIENCE

OVERVIEW

Constant innovation, superior quality and great customer service have allowed Eaton Crouse-Hinds Airfield Lighting Products to become a leader in the airfield lighting industry. Today, we operate a global business from our corporate base in Windsor, Connecticut. New product development and design engineering are performed in-house. The majority of our products are manufactured, assembled, and shipped right out of our Connecticut headquarters.

Eaton Crouse-Hinds has 85 years of manufacturing airfield ground lights, signs, constant current regulators and power equipment and 25 years of experience with Airfield Lighting and Control Monitoring System (ALCMS) that are designed to meet a wide range of airfield lighting control and monitoring requirements. The advanced system architecture ensures reliable operation and greatly simplifies installation and maintenance. No matter the size of the airfield, our ALCMS can be customized to find a solution to meet and exceed customer expectations.

Eaton Crouse-Hinds is continually expanding and developing its' product lines to meet ever more stringent benchmarks for safety, reliability, performance, and longevity.

Each product contains new technologies, representing a milestone investment of time, talent, and capital toward a new era in airfield lighting.

As our industry faces unprecedented customer demands and competition, it is spurred by a succession of technological breakthroughs. Our new products respond not only to the changing demands of our customers, but also to the global shift toward computerized control and monitoring of lighting systems.

- Proactive customer service
- Excellence in design
- Superior quality and workmanship
- Corporate solidarity.

These strengths have allowed Eaton Crouse-Hinds to become a leading light in an industry where nothing less than top-flight is acceptable.

ALCMS REFERENCE

No matter how easy to operate the system, it still must be properly installed and maintained. Our technical expertise and experienced field service specialists make this process straightforward. We aim to make every installation efficient, yet without sacrificing cost or quality.

An innovative leader in Airfield Lighting Solutions, Eaton's Crouse-Hinds Airport Lighting Products (CHALP) has over 20 years of experience with our Distributed Computerized Control and Monitoring System, a proprietary Airport Control and Monitoring System (ALCMS). Eaton's Crouse-Hinds' ALCMS is a comprehensive and integrated solution that is customizable to meet a wide range of airfield lighting control and monitoring requirements. Today there are over 100 systems installed worldwide and with the majority being in the FAA market.

Crouse Hinds airport lighting includes a very experienced technical staff. On average, members carry more than 20 years of airfield lighting experience, each servicing dozens upon dozens of airports and in a variety of geographic locations. See **Appendix 1** for key technical personnel resume and contact information.

Crouse Hinds provides a complimentary, free of charge phone support regarding any troubleshooting request or generalized ALCMS inquiry.

Below is a sample of comparable airports and ALCMS contacts that use PC based ALCMS like the required in Albany Int'l airport . Those contacts are familiar with CHALP ALCMS products and services. These references can provide feedback as needed:

1. Stewart Int'l Airport, New York (Servicing since 2003)
Tom Beatty tbeatty@swfnyc.com (845) 838-8245
2. John F. Kennedy Int'l Airport, New York (Servicing since 2002)
Bill Oswald woswald@panynj.gov (718) 244-3605
3. La Guardia Int'l Airport, New York (Servicing since 2002)
Ahmed Mumazzad muahmed@panynj.gov (718) 533-3551
4. Newark Int'l Airport, New Jersey (Servicing since 2007)
Leon Van Dyke LVanDykejr@panynj.gov (646) 678- 0731
5. Teterboro Airport, New Jersey (Servicing since 2010)
Dan Welch dwelch@teb.com (201) 393- 0147
6. Blue grass Airport, Lexington, Kentucky (Servicing since 2009)
Mike Spanyer mspanyer@bluegrassairport.com (859) 425-3155
7. Eugene Airport, Oregon (Servicing since 2005)
Nate Bushnell NBushnell@eugene-or.gov 541-554-5923
8. General Mitchell Int'l Airport, Milwaukee, Wisconsin (Servicing since 2000)
Neal Snyder nsnyder@mitchellairport.com 414-651-3403
9. Jacksonville Int'l Airport, Florida (Servicing since 2001)
Terry Miller Terry.miller@flyjax.com (904) 545-5646

10. Lincoln Airport, Nebraska (Servicing since 2017)
Jake Baker j.baker@lincolnairport.com 402-326-1313
11. Memphis Int'l Airport, Tennessee (Servicing since 2000)
Doug Storment DStorment@flymemphis.com 901-497-4214
12. Myrtle Beach Int'l Airport, South Carolina (Servicing since 2002)
Shawn Ruppert rupperts@horrycountysc.gov (843) 957-0450
13. Missoula Montana Airport, Montana (Servicing since 2007)
Nate Cole ncole@flymissoula.com (406) 370-2206
14. Northwest Florida Beaches International Airport, Florida (Servicing since 2009)
Tom Edson tedson@pcairport.com (850) 636-8950
15. Palm Beach int'l Airport, Florida (Servicing since 2011)
Dave Raunela draunela@pbia.org (508) 367-3976
16. Rochester Int'l Airport, Minnesota (Servicing since 2005)
Kurt Claussen Kclaussen@flyrst.com (507) 273-8745
17. Tampa International Airport, Florida (Servicing since 2019)
Carlos Garcia CGarcia@tampairport.com (813) 801-6046
18. Wichita Dwight D. Eisenhower National Airport, Kansas (Servicing since 2000)
Mark Marcotte tbeatty@swfny.com (316) 946-4775

Testimonials:

“The upgrade is all complete, everything went well. Thank you! Ray was great.” Airfield Operations Manager, Montana Airport

“We really enjoyed working with you and the Eaton team” Contractor, Florida Airport

“Thank you again for your help this week. As always, outstanding work. “ Systems Supervisor, New York Airport

“Your professional attitude, customer service, and work ethic should be emulated by others. You set a standard that will be difficult to match” Operations Manager, North Carolina Airport

3. PROJECT DETAILED WORK PLAN

SCOPE OF WORK

Crouse-Hinds Airport Lighting is pleased to offer this proposal scope of work for a new Airfield Lighting Control and Monitoring System.

See **Appendix 2** for the system main characteristics and benefits.

This Eaton Crouse Hinds proposal represents much more than just “state of the art” and reliable control system. A dedicated and continuous partnership will be supporting the Airport Authority through help desk services, onsite maintenance visits and special online training if requested. Our educational offerings ensure the authority’s continuous knowledge and expertise within the complicated field of airport lighting.

Hardware Items

Tower cab:

- 22” Touch Screen
- Fiber KVM Extender (receive) (*)
- Fiber Optic cable Extender

() Note — The offered fiber KVM Extender will provide the highest quality of display resolution to ATC*

Tower Equipment Room:

- NEMA 12 78” Rackmount Enclosure
- Industrial Desktop WIN 10 Computer with all licenses
- UPS 1000VA with Monitoring Interface
- (2) Single mode or Multimode Media Converter and switch with patch cables
- KVM Extender (transmit)
- 19” Monitor

Vault:

- NEMA 12 78” Rackmount Enclosure
- Rackmount Industrial Computer, WIN10, all licenses, and RS485 Communication card
- 19” Monitor
- 2000 VA UPS with Monitoring Interface
- (2) Single mode Media Converter and switch with patch cables
- (9) IP-66 Digitrac Interface with AIMU (IRMS module) and display to control and monitor existing CCRs (*)
- (9) IRMS High Voltage Box for existing CCRs
- (9) Current Transformer for existing CCRs
- (9) Potential Transformer for existing CCRs
- Interface Digitrac Controllers for General Elements and Generator

- (1000FT) RS485 shielded twisted cable

() Note — See Appendix 3 for the offered IP66 enclosure display advanced features and the advantages of the modular approach*

130 Sicker Road Station:

- NEMA 12 78” Rackmount Enclosure
- Rackmount Industrial Computer, WIN10, all licenses, and RS485 Communication card
- 19” Monitor
- 1000 VA UPS with Monitoring Interface
- (2) Single mode Media Converter and switch with patch cables
- Industrial laptop
- Printer

Spare Parts:

- Rackmount Industrial Computer, WIN10, all licenses, and RS485 Communication card
- 22” Touch Screen
- 19” Monitor
- AIMU (IRMS) Interface
- (2) Digitrac Card
- Single mode Media Converter and switch
- Current Transformer
- Potential Transformer
- IRMS High Voltage Box

Software Items

Design

- Shop drawings
- Hardware Submittal
- Software Demo link
- Software Submittal

Software

- Data Base and Graphic Interface
- Operation functions per customer preference
- Advanced CCR and IRMS monitoring features (*)
- UPS Monitoring interface (**)

() Note — See Appendix 4 for the offered CCR and IRMS advanced monitoring. The offering satisfies FAA L890-C Advanced Monitoring.*

*(**) Note — See Appendix 5 for the offered UPS monitoring feature. Although not required in the spec Crouse Hinds Airport Lighting offering includes the UPS monitoring due to the criticality of the system integrity.*

Testing

- System Test Procedure
- Factory test (Performed in Crouse Hind Airport lighting premises in Windsor, CT)

Documentation

- ATC manual
- As Made Drawings
- Maintenance and Operations Manual

Commissioning Items

Crouse-Hinds Field Service Responsibilities

- Inspect and account for all necessary equipment to do job
- Meet with airport owner and contractor to discuss the planned schedule for commissioning. Set-up tentative date for switchover to new system.
- Computer's installation and configuration
- Configure the CCRs interfaces
- Perform circuits calibration
- Configure and test system hardware and software.
- Run Site Acceptance Test
- Maintenance and ATC Training
- Coordinate and perform final inspection with appropriate parties. Have form signed that indicates our work is satisfactory and complete
- Mark up drawing to produce As-Built drawings as part of the maintenance manual

Note: All travel and airfare expenses are included.

Contractor/Airport Responsibilities

- Provide required access and escort through entire commissioning effort
- Connect all CCRs to the Digitrac/megatrac IP66 enclosures
- Move all new equipment to proper locations
- Install all equipment and wiring as specified in the shop drawings submittal per the required electrical code
- Provide input power and grounding for all equipment, including any required conduit and/or cabling
- Provide, install, terminate and test all fiber optic communications including fiber optic cable, patch panels, jumper cables, junction boxes and connectors/couplings as needed
- Record and video the performed trainings if required
- Coordinate final inspection with appropriate parties
- Remove and dispose the old system equipment.
- Sign off System Acceptance on the Verification form when the system is accepted.

- Coordinate and assign the required internet service carrier for the remote access option

System Upgrade Switch Over Process:

- The switch over days will require minimal interference to the airport normal operation.
- The day/s before the switch over will be spent to inspect and verify all equipment is in the correct location and that all the pre-commissioning installation performed by the contractor is ready and complete.
- During the switch over days the CCRs will be manually stepped in local state. The replacement of the computers and interface enclosures will take several hours, and the system should be fully operational after each day for remote control.
- **Day 1:** will consist of connecting the IP66 Digitrac/megatrac interfaces through RS485 network to the New Vault computer. This day will also consist of establishing connection between Vault and Tower locations. The existing system will still be operational on Day 1.
- **Day 2:** will consist of connecting the IP66 Digitrac/megatrac interfaces through RS485 network to the New 130 Sicker Road Station computer. This day will also consist of establishing connection between Sicker Road Station and Tower and Vault locations. The existing system will still be operational on Day 2.
- **Day 3:** will consist of installing in each CCR the IRMS high voltage box, potential transformer, and current transformer. There will be minimal interruptions to the normal operation but only for specific CCR at a time. The existing system will still be operational on Day 3.
- **Day 4:** will consist of completing the CCR and general elements connection to the Digitrac / Megatrac enclosures per the shop drawings and fixing any issue. This day will be the switch over day to the new system.
- **Days 5-6:** will consist of Final Site Testing and Training of Tower and Maintenance Personnel.

Training

ATC Training

During the commissioning process Crouse Hinds field technician will perform 2 days ATC training to the Airport ATC personnel. The training will include the following topics:

- System Overview
- Screen Navigation and Operation
- Main Map Layout
- Circuit coloring
- Sequences and Lighting Systems Command Control
- Closed Area Map
- Alerts
- Fail Safe
- Gain/Deny vault Control

Maintenance Training

During the commissioning process Crouse Hinds field technician will perform 2 days of maintenance personnel training to the Airport maintenance personnel.

The training will include the following topics:

- System block diagram Overview
- Hardware Theory of Operation
- Graphic and Screen Control operations
- Gain/Deny vault Control
- Fail Safe
- Workstations
 - Touch Screen, Monitors
 - Industrial Computers
 - KVM Extender
 - Internal Cards
 - Ethernet
 - RS 485 Network
 - Redundant Operation
- Digitrac Interface RS485 based
 - Architecture
 - LED Status
 - Serial Communication and Addressing
- DCCMS Startup/Shutdown Procedures
 - DCCMS
 - Project Control Window
 - Screen Navigation and Operation
 - Utilities
 - History Reports
 - Alerts Reports
 - CCR Map
 - Network Utilities
 - Pro Power Interface
- Hands On Equipment Training (in the vault with the new regulators and the Vault computer)
- Troubleshooting
 - Communication
 - Equipment failure
 - Calibrations

Warranty

Eaton Crouse Hinds will provide 2 year swarranty. This includes replacement of all failed parts, the required resources and labor for phone support, and in event critical system failure occurs (of which cannot be fixed remotely), Eaton Crouse-Hinds technicians will then travel to Albany Int'l Airport for necessary on-site repair.

Eaton Crouse Hinds will provide 24/7 support. Three (3) direct phone numbers will be provided to the Airport Authority staff in event emergency services are necessary.

PROJECT CONTROL PLAN

Introduction

Eaton Crouse Hinds Airport lighting is an ISO 9001:2015 certified business (See **Appendix 6** for the ISO certification copy) ; our ALCMS is also actively FAA certified.

The project control plan includes the Project deliveries, quality processes, implementation plan, and risk analysis.

Design Principles

The project is for the supply, development, integration, commissioning and support of a new ALCMS in Albany Int'l airport.

The project requires development of software application, purchase of commercial off-the-shelf items, Produce Eaton Crouse Hinds interface controllers, configure computers, build enclosures, update graphic GUI, create technical documents, test the application, install and commission of the system.

Table 1 details the main project items and tasks, their activity and the forecasted delivery after project start date.

The Proposed scheduling assumes no delays from the submittal approval process, existing site readiness, and unforeseen procurement shortcomings.

Meeting the required March 31, 2024 due date requires order entry not later than early December, 2023.

Table 1 – Project Tasks		
Task/Item	Activity	Estimated Due Date After Project Start
Submittal Drawings	Design	30 days
Hardware Submittal	Design	30 days
Design Review with Customer	Management	30 days
Customer Hardware Submittal Approval	Management	35 days
Hardware Order Entry	Management	35 days
Software Submittal	Design	60 days
Simulation Software Share link	Design	60 days
ALCMS Data Base Modification	Develop	90 days

Table 1 – Project Tasks		
Task/Item	Activity	Estimated Due Date After Project Start
ALCMS Graphic modification	Develop	90 days
Hardware Procurement	Purchase	100 days
Hardware Build	Manufacture	100 days
Computers Configuration	Manufacture	100 days
System Test Procedure	Documentation	100 days
Factory Acceptance Test	Test	100 days
System Shipment	Ship	100 Days
ATC Manual Update	Documentation	120 days
Commissioning	Commissioning	120 days
Site Acceptance Test	Commissioning	120 days
Training	Commissioning	120 days
System Switch Over	Commissioning	120 days
As Made Drawings Update	Documentation	120 days

Managerial Control Methods

General

The project managerial control is based on the following elements:

- General project management.
- Detailed project management.
- Project interfaces with organizational and technical interfaces.

General Project Management

The general project management is based on schedule and resource management.

The project implementation team will include a project manager, system designer, System integrator, manufacturing assembler, Field technician and system engineer.

Detailed Project Management

The project manager will conduct periodic contact by communicating meetings, phone calls or e-mails with the project team to review the design progress. These meetings will cover the following items:

- Review and follow-up of the action items decided the previous meetings.
- Review of the project schedule.
- Technical aspects of the project requiring managerial decisions.
- Quality problems that require managerial decisions.

Design reviews

The purpose of design reviews is to evaluate the project from technical, operational, managerial, and quality aspects at various critical project milestones.

Design reviews with the customer will take place during the process of the following key milestones:

- Submittal drawings approval
- Software submittal approval

Testing Principles

In Table 2 the testing principles of system elements are presented.

Table 2 – Testing Principles			
Item	Test Protocol	Method	Location
ALCMS Demo software	Albany System Preliminary Test Procedure	Functional	Lab Simulation Computer
Application Maps	Albany System Factory Test Procedure	Functional	Production Floor Windsor CT
Application DB	Albany System Factory Test Procedure	Functional	Production Floor Windsor CT

Table 2 – Testing Principles			
Item	Test Protocol	Method	Location
FAT – Factory Acceptance Test	Albany System Factory Test Procedure	Acceptance Tests	Production Floor Windsor CT
SAT – Site Acceptance Test	Albany System Site Test Procedure	Acceptance Tests	Albany A/P

Risk Management Plan

The risk management plan identifies and highlights various factors that may negatively influence the schedule, cost, and/or quality aspects of the project. For each influence listed, a specific plan is devised. The goal is to mitigate any effect or pertinent risk that item may have on the overall outcome. Table 3 below identifies various risk factors, as well as highlights our planned method to circumvent their overall negative effect.

Table 3 – Risk Factors and Management	
Factor	Solution
Global Supply Chain Issues	Once awarded, communication starts immediately with supply chain partners to begin procurement process of key material, specifically those items with longer lead times
Miss a controlled element or a functional feature from the system GUI	<p>A several layers of inspection will be implemented with the airport –</p> <p>Site Visit for survey and details collection during pre-proposal conference</p> <p>Software submittal Document</p> <p>Software demo application to simulate actual system</p> <p>Customer approvals for both submittal document and demo software</p>

Table 3 – Risk Factors and Management	
Factor	Solution
Airport Authority personnel requires adequate airport lighting and ALCMS knowledge for safe and efficient airport operation and maintenance	Robust training plan be in place including: <ul style="list-style-type: none"> • Comprehensive Training during commissioning • Ongoing complementary help desk service for any issue or question • Online Airport Lighting trainings (as needed – extra charge)

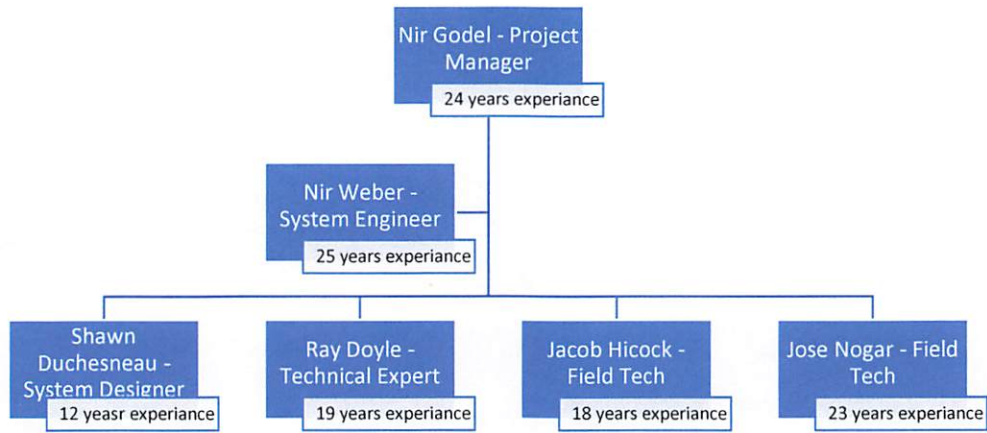
Information Security

The ALCMS is a closed system when installed on the customer premises.

Cybersecurity best practices and latest cybersecurity technologies are internally engineered and pre-deployed in the ALCMS system. Any software development will follow proper Eaton cybersecurity protocol and all recommended security hardening processes.

Project Organizational Chart

The team that will be assigned to work on the project management, design, development, testing, and commissioning is highly experienced executing successfully similar projects in hundreds of similar airports.



Appendix 1 — Technical Services Personnel Resume

Name	Nir Godel
Title	Product Line Manager/ Project Manager
Phone	860-6834389
E-mail	nirgodel@eaton.com
Location	Windsor, CT
ALP Experience	24 years
Experience Description	<p>Involvement in more than 200 airports ALCMS application worldwide.</p> <p>Experience with ALCMS Applications build, ALCMS project quoting and projects management, Field operations team management, Technical support management, and Maintenance contract management.</p>
Education	BSC Engineering

Name	Jacob Hicock
Title	Senior Field Service Technician
Phone	860-8830594
E-mail	jacobmhicock@eaton.com
Location	Windsor, CT
ALP Experience	18 years
Experience Description	<p>Involvement in more than 100 airports for ALCMS commissioning and support worldwide. Locations including United States, China, Brazil, Thailand, Middle East.</p> <p>Experience with ALCMS all aspects commissioning and support including networks, radios, computers installations, training, and maintenance.</p>
Education	Military US Marine Corps, Electrical Tech

Name	Jose Nogar
Title	Senior Field Service Technician
Phone	860-8830674
E-mail	josenogar@eaton.com
Location	Windsor, CT
ALP Experience	23 years
Experience Description	<p>Involvement in more than 100 airports for ALCMS commissioning and support worldwide. Locations including United States, Thailand, Middle East.</p> <p>Experience with ALCMS all aspects commissioning and support including networks, radios, computers installations, training, and maintenance.</p>
Education	Military US Army, Navigation and Computers Tech

Name	Raymond Doyle
Title	Senior Field Service Technician / System Integrator
Phone	860-3983365
E-mail	raymondfdoyle@eaton.com
Location	Windsor, CT
ALP Experience	19 years
Experience Description	<p>Involvement in more than 100 airports for ALCMS commissioning and support worldwide. Locations including United States, Korea, Guam, Middle East.</p> <p>Experience with ALCMS all aspects commissioning, graphic and software design, and support including networks, radios, computers installations, training, software and maintenance.</p>
Education	IT Networking Tech

Appendix 2 - ALCMS Benefits and Characteristics

Introduction

Eaton Crouse-Hinds provides a PC-Based Control System which meets L-890 requirements. This system is configurable to small, medium, and large airfield applications that require control and monitoring of a wide array of airfield elements. We work with our customers to provide an authentic experience that results in as simple or as intricate a system as desired.

The ALCMS system is designed to provide interactive command features, real-time monitoring output, and historical performance data evaluation for various airfield systems. Sophisticated monitoring capabilities indicate when critical elements are out of regulatory compliance. Strategic maintenance agendas can then be implemented by operational personnel, thus minimizing downtime when managing equipment failures. Additionally, adding the “Digitrac Interface” feature to our ALCMS allows for supplemental monitoring and control capabilities to pertinent airfield elements such as regulators (CCRs), Selector Switches, Power Generators, Wind cones, Beacons, Pilot Control, and various General Elements. Such integration allows for airport personnel to be fully aware of airfield operational status. emergency planning, and subsequent reaction, can now be made without delay.

Innovative modular/expandable design

Innovative Modular Design makes being a step ahead possible. Allowing for various configurations to suit any size airport, the modular set-up simplifies installation and maintenance. System modifications and upgrades due to technology or expansions are very feasible.

The modular design allows for each controllable element, such as a CCR, Generator, Selector Switch, Beacon, etc., to have their own Digitrac interface to communicate.

When adding a system element, a dedicated module is required. This configuration can be completed with minimal interruptions to overall airport operations, as well as incurring only minor cost impact.

Robust distributed processing capacity / Comprehensive real-time data

The system uses “WIN 10 64-bit” operation system, allowing for comprehensive, *Real-Time* Data generation. This provides your control tower, operations, sub stations and maintenance personnel with a complete picture of the airfield lighting system. The ALCMS will send an alarm communicating time, location, and type of incident as soon as it occurs, reducing the amount of preparation required to respond quickly and efficiently. Maintenance is notified of all malfunctions as they occur via station monitor.

Flexible fail safe design

Failsafe Design allows for secure control of multiple airfield lighting elements.

In the event of a failure, the failsafe system sets all elements to continue to operate at “current state” if on, or activate to a “preset stage” if off.

The system enables the end user, to determine during runtime, the desired preset *fails/safe* intensities.

User-friendly interface

User-Friendly Interface can offer customized application software using a standard development platform (MS Windows 10). The application, database & graphic user interface are designed and refined to the specific airport. Graphics match real airport layout from any position desired & color scheme can be based on customer preference. Using a familiar interface design allows users to quickly grasp a new system. Utilizing touchscreen control on flat panel displays, the system can be configured with single or multiple touch screens for control and monitoring at the customer specified locations. The intuitive nature of the touch screen with push button design is familiar to users and confirmation options ensure correct actions are followed. Lock out features can restrict access based on location stations. Operational procedures can define user access and capabilities. Software can also be updated and modified as updates become available or as airport needs require.

Communication network redundancy

Communication Network Redundancy using two highly reliable independent communication networks for fast, reliable data transmission. The CHALP network can support wired and wireless media, twisted pair, power line, radio frequency, fiber optic and coaxial cable.

History reports

Historical Information is provided to allow operations and maintenance to print records, export to Excel, track trends and manage spare parts needs. This allows users to be aware of airport history and needs even if they are new to the airfield.

Security Enhancements

Our control system only utilizes encrypted communication and messaging channels. These enhanced processes have been reviewed and approved by Eaton Electrical's specialized IT unit "Cybersecurity Center of Excellence".

FAA and Buy American Certifications

FAA Full L-890 (A to D) Airport Lighting Control and Monitoring System (ALCMS) (AC 150/5345-56B) compliance and ETL Certified.

See **Appendix 7** for the FAA certification copy.

See **Appendix 8** for the ALCMS FAA Buy American Waiver under 49 U.S.C. 50101 (b).

IRMS (Insulation Resistance Measurement Unit) -Megatrac Interface

Megatrac units are self-contained devices, capable of automatically or manually monitoring and reporting on the operational status of individual airfield lighting cables. The Megatrac units perform insulation resistance tests on the airfield lighting cables, as well as indicating the warning and/or alarm levels of cables that have adjustable threshold settings. Megatrac units are operated in conjunction with the Constant Current Regulators (CCRs) that supply the regulated current to the lighting circuit. The Megatrac units are usually installed close to the CCRs. When a Megatrac unit is integrated into a Digitrac system, the Megatrac can be monitored and configured via the DCCMS system display.

Appendix 3 — IP 66 Enclosure Display features and modular design advantages

Modular design advantages:

1. Reduced the amount of wiring between the computer cabinet and the CCRs/general elements
2. One controller failure won't affect the other CCRs modules functionality as with central PLC enclosure
3. Future CCR additions or removal are much simpler as don't require any wiring to the computer cabinet
4. Local diagnostic can be done through the enclosure adjacent to each CCR
5. Each controller has redundant communication to the vault computers, which is aligned to the vault full redundancy requirement.

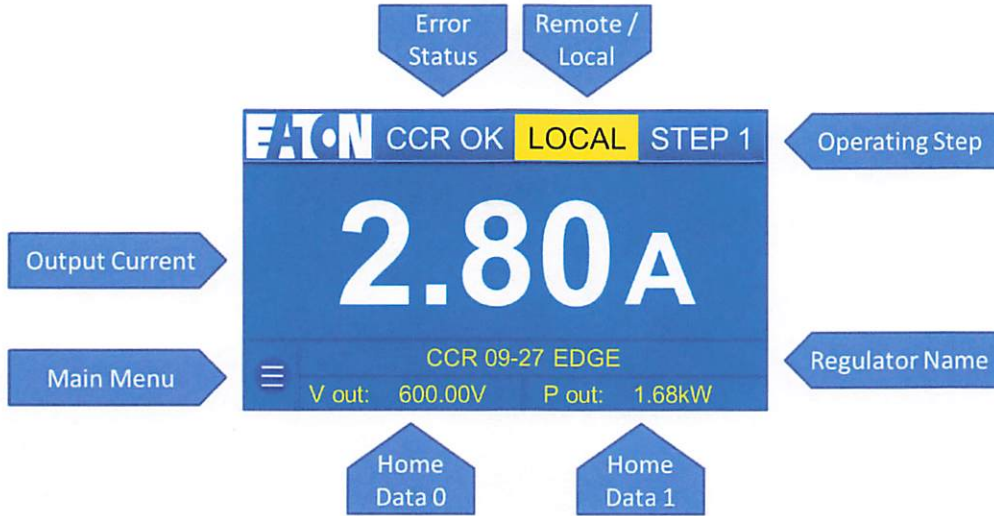
Crouse Hinds ALCMS enables to monitor and configure CCR and IRMS interface in 2 ways:

1. Through the computer system
2. Through the IP66 enclosure display



Each of the IP66 individual enclosure includes display touch screen connected to each CCR that enables to access menus for interface particular function or installed option as illustrated below. It is also used for integrated Megatrac to automatically measure insulation resistance on the airfield series lighting circuit cable attached to the CCR.


Main display with intensity step, output current, output voltage etc.:



Fail Safe Setup:



IRMS Status and setup:



INSULATION STATUS

MEASUREMENT: 998 MEGOHM
TEST MODE: AUTO 0 HR 5 MIN
SAFE MODE: ON
STATUS: CAL OK / HV OK
COMM: OK

MANUAL MEASURE SELF TEST



INSULATION TEST SETUP

TEST MODE: MAN SAFE MODE: OFF

TEST PERIOD: 0:05 MM:SS CLEAR

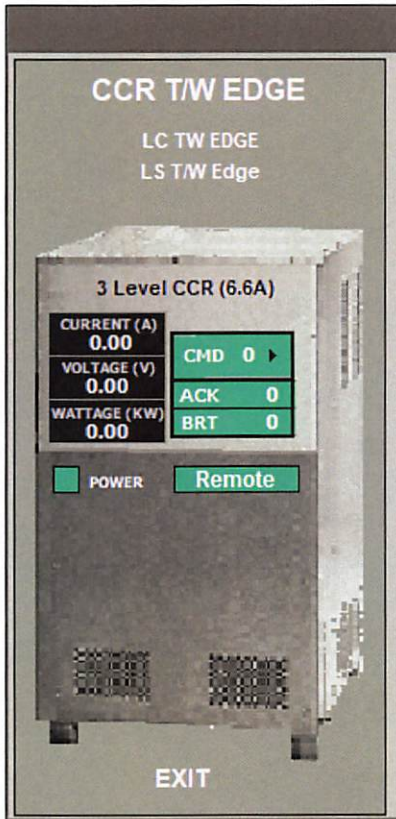
WARN LEVEL: 7 MEG

ALARM LEVEL: 2 MEG SAVE

0 1 2 3 4 5 6 7 8 9

Appendix 4 - CCR and IRMS advanced monitoring

While the information provided on each lighting element on the ALCMS Computers vault page covers a ton of ground, there's more information to be gained by selecting that lighting element on the vault page.



In this example, selecting a CCR will also provide information on:

- The Type of CCR selected
- Measurements of:
 - Current in Amperage
 - Voltage in Volts
 - And...
 - Wattage in Kilowatts
- And besides the command given to the CCR, it monitors:
 - The Actual Command that the CCR Acknowledged
 - The Actual Brightness step shown on the CCR
- If the CCR is operating Locally or Remotely
- If the CCR is loss of input power

In addition, as the system provides advanced monitoring with analog calculations the following indications will appear in case of alarms:

- Brightness Inconsistency
- Over Current
- Open Circuit
- Drop in VA

The Megatrac (IRMS) can be controlled by the ALCMS software for uploading and downloading parameters and commands, viewing the Megatrac operational status and isolating results.

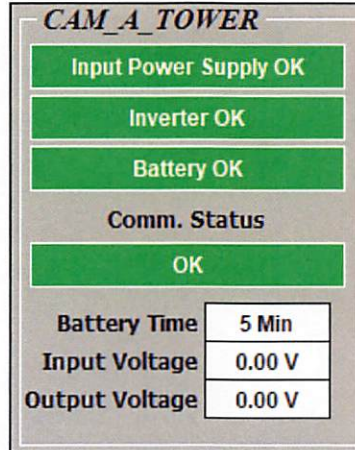
IMU 14	
COMMAND	Automatic ▶
OPERATION STATUS	Automatic mode
READING	90.00 Ohms
HIGH VOLTAGE	No Voltage
UNIT OPERATION	OK
COMMUNICATION STATUS	OK
TEST PERIOD TIME	0 Min
ALARM LIMIT	2.00 MOhms
WARNING LIMIT	10.00 MOhms
CLOSE	

Using the control and status window, the following can be accomplished:

- Change Megatrac operation - Manual / Auto.
- Operation status – Display is updated after 5-30 seconds after the operation command is sent or after 2 minutes when updating via the Megatrac display.
- Read insulation results – Display is updated every 2 minutes.
 - If there is a malfunction of the Megatrac it will show ‘No Data’.
 - If no insulation test was made after power up it will show ‘No Data’.
 - If the Warning level is active the reading bar will be colored YELLOW.
 - If the Alarm level is active the reading bar will be colored RED.
 - High voltage status – ‘Ok’ if high voltage in the Megatrac HVB box is correct. If voltage is lower than 60% it will show ‘FAIL’.
 - Unit Operation – Indicates Megatrac unit works without any malfunctions.
 - Mode – Displays Mode status (Normal / Safe).
 - Communication status – This indication bit sent by the Digitrac indicates the Megatrac does not respond to the Digitrac data request.
 - Test period time, alarm and warning level - Display the current values in the Megatrac.
- A report with the Insulation results can be generated and be exported to Excel.

Appendix 5 - UPS advanced monitoring

The status of each UPS is indicated by its color on the monitoring screen. The color codes are explained below.



Status Name	Status Conditions			
	STATUS	COLOR	STATUS	COLOR
Input Power	OK	GREEN	FAILURE	RED
Inverter	OK	GREEN	FAILED	RED
Battery	OK	GREEN	LOW	RED
Comm. Status.	OK	GREEN	FAILED	RED
Battery Time	>30 Min	WHITE	<30 Min	RED

Status Name	STATUS	COLOR	STATUS	COLOR	STATUS	COLOR
Input Voltage	<110 V	RED	110v-130v	WHITE	>130 V	RED
Output Voltage	<110 V	RED	110v-130v	WHITE	>130 V	RED

Appendix 6 — ISO 9001 certification

ISO 9001 : 2015

Certificate registration no. 10002747 QM15
Date of original certification 1997-02-26
Date of revision 2021-05-29
Date of certification 2021-06-22
Valid until 2024-06-21



DQS Inc.

Appendix 7 — ALCMS FAA Certification



Intertek

PROGRAM ADMINISTRATOR
DEPARTMENT ALECP
INTERTEK
3933 U.S. ROUTE 11
CORTLAND, NY 13045-0950

ORIGINAL ISSUE DATE: September 15, 2021

Recertification due: July 2025

**An Activity Sponsored and Administered by
Intertek**

CROUSE HINDS AIRPORT LIGHTING
PRODUCTS
1200 Kennedy Rd.
Windsor, CT 06095

**AIRPORT LIGHTING
EQUIPMENT
CERTIFICATION PROGRAM**

**CERTIFICATE OF
CONFORMANCE**

The product described below is hereby approved for listing in the next issue of the Federal Aviation Administration (FAA) Advisory Circular (AC) 150/5345-53, Appendix 3 Addendum "Airport Lighting Equipment Certification Program. The approval is based on successful completion of tests in accordance with the specifications listed in, and the requirements for approval described in the Advisory Circular, and the reporting to the Program Administrator the results of such tests, accompanied by related documents by an Intertek recognized testing laboratory. This Certificate is only confirmable in conjunction with equipment being listed in AC 150/5345-53, Appendix 3, Addendum, as currently published by the FAA. The certification is not valid for a product modified with non-OEM replacements parts or non-production components.

L-890 – Airport Lighting Control and Monitoring system (ALCMS) (AC 150/5345-56B)						
Manufacturer	Monitoring Options				Fail-safe Options	
	Control Only (A)	Basic (B)	Advanced (C)	SMGCS Ready (D)	Preset (A)	Last State (B)
Crouse Hinds Airport Lighting Products	L-890A-X	L-890B-X	L-890C-X	L-890D-X	L-890X-A	L-890X-B

1. This Equipment requires continuing validation in accordance with the requirements of AC 150/5345-53, and the Intertek Airport Lighting Equipment Certification Program.

2. Product tested and Report issued by: Crouse Hinds Airport Lighting Products

(A) Report No: G104700600, 1137 rev G

(B) Date of Report: 09/2021, 09/2021

NOTE: PLEASE REVIEW, AND ADVISE ADMINISTRATOR AT INTERTEK IMMEDIATELY IF DATA, AS SHOWN, NEED TO BE CORRECTED.

Approved for Certification by:

Jeremy N. Downs, P.E., Program Administrator
Date: September 15, 2021

Appendix 8 — Buy American Certification

[Nationwide Buy American Waivers Issued \(as of January 26, 2023\) \(faa.gov\)](https://www.faa.gov)

Page 51:

Type I, II, III Equipment / Building, and IV Buy American Waivers Issued (As of 1/26/2023)

The following manufacturer's equipment was issued a Buy American Waiver under 49 U.S.C. 50101(b) and can be used on AIP Funded Projects.

Waiver Type	Manufacturer	Product	Effective Date
Type III Equipment/Building	Eaton Crouse-Hinds	L-890, Lighting Control & Monitoring System	6/30/2009



Eaton
Crouse Hinds Series
Airport Lighting Products
1200 Kennedy Rd
Windsor, CT, 06095
USA
tel: 860.683.4300
fax: 860.683.4354
email:
www.crouse-hinds.com

November 2, 2023

Dear Bobbi,

Included in this proposal package, is the following:

- Exhibit D, A-G
- Certificate of Liability Insurance (attached to Proposal E)
- Eaton Crouse Hinds Airport Lighting Proposal
- Eaton Crouse Hinds Quote
- Eaton 2022 Annual Report (Corporate documentation for Proposal F)

Thank you in advance,

Kim Pelletier

CROUSE-HINDS
SERIES

Exhibit D: Proposal A

PROPOSAL ACKNOWLEDGMENT FORM

The proposers acknowledge that he/she has carefully examined the RFP, the attached Agreement draft and the proposed location/s for his/her proposed operation/s.

The proposer warrants that if proposal is accepted, he/she will contract with the Albany County Albany Authority the form of an Agreement substantially in the form attached and comply with the requirements of the RFP and the executed Agreement. Proposer agrees to deliver an executed Agreement to the Albany County Airport Authority within fourteen (14) calendar days of receiving the tendered Agreement from the Authority.

I, the undersigned, guarantee our proposal meets or exceeds specifications contained in the RFP document. Any exceptions are described in detail and all requested information has been submitted as requested.

I affirm that I have read and understand all the provisions and conditions as set forth in this RFP. Our firm will comply with all provisions and conditions as specified, unless specifically noted as an exception with our Proposal.

I also affirm that I am duly authorized to execute the Agreement contemplated herein; that this company, corporation, firm, partnership, or individual has not prepared this Proposal in collusion with any other proposer and that the contents of this proposal as to rent, terms or conditions of said proposal have not been communicated by the undersigned nor by any employee or agent to any other proposer or to any other person/s engaged in this type of business prior to the official opening of the proposal. •

Name of Proposer: **Kim Pelletier**

Signature of Authorized Person: _____

Title: **Project Manager**

Business Address of Proposer: 1200 Kennedy Rd , Windsor CT, 06095

Business Phone Number: **860-944-5444**

Email: kimpelletier@eaton.com

Date: **11/1/2023**

Subscribed and sworn to before me this 1day of November, 2023.

Exhibit D: Proposal B

NON-COLLUSION AFFIDAVIT

Authorized officer: Bidder's proposal containing statements, letters, etc., shall be signed in the proposal by a duly authorized officer of the company whose signature is binding on the proposal.

The undersigned offers and agrees to furnish all of the items/services upon which qualifications are stated in the accompanying proposal. The period of acceptance of this proposal will be 120 calendar days from the date of the bid opening. (Period of acceptance will be forty-five (45) calendar days unless otherwise indicated by proponent).

STATE OF Connecticut, COUNTY OF Harford

BEFORE ME, the undersigned authority, a Notary Public in and for the State of Connecticut on this day personally appeared Susan Flanagan who after being by me duly sworn did depose and say: I Kim Pelletier am a duly authorized officer of/agent for Eaton Crouse Hinds and have been duly authorized to execute the foregoing on behalf of the said .

I hereby certify that the foregoing offer has not been prepared in collusion with any other proponent or other person or persons engaged in the same line of business prior to the official opening of this proposal. Further, I certify that the proponent is not now nor has been for the past six (6) months directly or indirectly concerned in any pool or agreement or combination to control the type of services/commodities offered, or to influence any person or persons to offer or not to offer thereon.

By submission of this proposal each proponent and each person signing on behalf of any proponent certifies and in the case of a joint proposal each party thereto certifies as to its own organization under penalty of perjury that to the best of his knowledge and belief:

- A. The prices in this proposal have been arrived at independently without collusion, consultation communication or agreement for the purpose of restricting competition as to any matter relating to such prices with any other proponent or with any competitor;
- B. Unless otherwise required by law the prices which have been quoted in this proposal have not been knowingly disclosed by the proponent and will not knowingly be disclosed by the proponent prior to the opening, directly or indirectly to any other proponent or to any competitor; and,
- C. No attempt has been made or will be made by the proponent to induce any other

person, partnership or corporation to submit or not to submit a proposal for the purpose of restricting competition.

Name and Address of Proponent:
Kim Pelletier,
1200 Kennedy Rd, Windsor, Ct 06095

Telephone and Fax Numbers: 860-944-5444

By: Kim Pelletier Name & Title Kim Pelletier / Project Manager
Signature

SUBSCRIBED AND SWORN to before me by the above-named on this 1 day of November, 2023

Susan M. Flanagan
Notary Public in and for the State of CT

SUSAN M. FLANAGAN
NOTARY PUBLIC
My Commission Expires Jan. 31, 2028

Exhibit D: Proposal C

Offerer Disclosure of Prior Non-Responsibility Determinations

Name of Individual or Entity Seeking to Enter into the Procurement Contract:

Eaton Crouse Hinds Airport Lighting Products

Address: 1200 Kennedy R, Windsor, CT, 06095

Name and Title of Person Submitting this Form: Kim Pelletier/ Project Manager

Contract Procurement Number: 1163-GC

Date: 10/19/2023

1. Has any Governmental Entity made a finding of non-responsibility regarding the individual or entity seeking to enter into the Procurement Contract in the previous four years? (Please circle):

No

Yes

If yes, please answer the next questions:

2. Was the basis for the finding of non-responsibility due to a violation of State Finance Law §139-j (Please circle):

No

Yes

3. Was the basis for the finding of non-responsibility due to the intentional provision of false or incomplete information to a Governmental Entity? (Please circle):

No

Yes

4. If you answered yes to any of the above questions, please provide details regarding the finding of non-responsibility below.

Governmental Entity: _____

Date of Finding of Non-responsibility: _____

Basis of Finding of Non-Responsibility: _____

(Add additional pages as necessary)

5. Has any Governmental Entity or other governmental agency terminated or withheld a Procurement Contract with the above-named individual or entity due to the intentional provision of false or incomplete information? (Please circle):

No

Yes

6. If yes, please provide details below.

Governmental Entity: _____

Date of Termination or Withholding of Contract: _____

Basis of Termination or Withholding: _____

(Add additional pages as necessary)

Offerer certifies that all information provided to the Governmental Entity with respect to State Finance Law §139-k is complete, true and accurate.

By: Kim Pelletier Date: 11/1/23
Signature

Name: Kim Pelletier

Title: Project Manager

Exhibit D: Proposal D

PROPOSAL BOND- N/A

Exhibit D: Proposal E

INSURANCE REQUIREMENT AFFIDAVIT

To be completed by appropriate insurance agent:

I, the undersigned agent, certify that the insurance requirements contained in this proposal document have been reviewed by me with the below identified offerer. If the below identified offerer is awarded this contract by Albany County Airport Authority, I will be able, within ten (10 days after offerer is notified of such award, to furnish a valid insurance certificate to the Airport meeting all of the requirements contained in this contract.

Agent: _____
Signature Agent

Name of Insurance Carriers: **M a r s h U S A L L C**

Address of Agency: 200 Public Square, Suite 3760

Cleveland OH 44114-1824


(Copy of certificate of liability insurance is attached)

Phone Number Where
Agent May Be Contacted: _____

Offerer's Name (Print or Type) **Eaton Crouse Hinds Airport Lighting**

Products

SUBSCRIBED AND SWORN to before me by the above named on this 1
day of November - 2023



Notary Public in and for
State of
Connecticut



CERTIFICATE OF LIABILITY INSURANCE

DATE (MM/DD/YYYY)
10/19/2023

THIS CERTIFICATE IS ISSUED AS A MATTER OF INFORMATION ONLY AND CONFERS NO RIGHTS UPON THE CERTIFICATE HOLDER. THIS CERTIFICATE DOES NOT AFFIRMATIVELY OR NEGATIVELY AMEND, EXTEND OR ALTER THE COVERAGE AFFORDED BY THE POLICIES BELOW. THIS CERTIFICATE OF INSURANCE DOES NOT CONSTITUTE A CONTRACT BETWEEN THE ISSUING INSURER(S), AUTHORIZED REPRESENTATIVE OR PRODUCER, AND THE CERTIFICATE HOLDER.

IMPORTANT: If the certificate holder is an ADDITIONAL INSURED, the policy(ies) must have ADDITIONAL INSURED provisions or be endorsed. If SUBROGATION IS WAIVED, subject to the terms and conditions of the policy, certain policies may require an endorsement. A statement on this certificate does not confer rights to the certificate holder in lieu of such endorsement(s).

PRODUCER MARSH USA LLC. 200 Public Square, Suite 3760 Cleveland, OH 44114-1824 Attn: Cleveland.CertRequest@marsh.com	CONTACT NAME: _____	
	PHONE (A/C No. Ext): _____	FAX (A/C No.): _____
E-MAIL ADDRESS: _____		
INSURER(S) AFFORDING COVERAGE		NAIC #
INSURER A : Old Republic Insurance Company		24147
INSURER B : N/A		N/A
INSURER C :		
INSURER D :		
INSURER E :		
INSURER F :		

COVERAGES **CERTIFICATE NUMBER:** CLE-005432802-22 **REVISION NUMBER:** 3

THIS IS TO CERTIFY THAT THE POLICIES OF INSURANCE LISTED BELOW HAVE BEEN ISSUED TO THE INSURED NAMED ABOVE FOR THE POLICY PERIOD INDICATED. NOTWITHSTANDING ANY REQUIREMENT, TERM OR CONDITION OF ANY CONTRACT OR OTHER DOCUMENT WITH RESPECT TO WHICH THIS CERTIFICATE MAY BE ISSUED OR MAY PERTAIN, THE INSURANCE AFFORDED BY THE POLICIES DESCRIBED HEREIN IS SUBJECT TO ALL THE TERMS, EXCLUSIONS AND CONDITIONS OF SUCH POLICIES. LIMITS SHOWN MAY HAVE BEEN REDUCED BY PAID CLAIMS.

INSR LTR	TYPE OF INSURANCE	ADDL INSD	SUBR WVD	POLICY NUMBER	POLICY EFF (MM/DD/YYYY)	POLICY EXP (MM/DD/YYYY)	LIMITS
A	<input checked="" type="checkbox"/> COMMERCIAL GENERAL LIABILITY <input type="checkbox"/> CLAIMS-MADE <input checked="" type="checkbox"/> OCCUR GEN'L AGGREGATE LIMIT APPLIES PER: <input checked="" type="checkbox"/> POLICY <input type="checkbox"/> PRO-JECT <input type="checkbox"/> LOC OTHER: _____			MWZY 315972-23	01/01/2023	01/01/2024	EACH OCCURRENCE \$ 10,000,000 DAMAGE TO RENTED PREMISES (Ea occurrence) \$ 2,500,000 MED EXP (Any one person) \$ 5,000 PERSONAL & ADV INJURY \$ 10,000,000 GENERAL AGGREGATE \$ 10,000,000 PRODUCTS - COMP/OP AGG \$ 10,000,000 PROD COMP/OP OCC \$ 10,000,000
A	AUTOMOBILE LIABILITY <input checked="" type="checkbox"/> ANY AUTO <input checked="" type="checkbox"/> OWNED AUTOS ONLY <input type="checkbox"/> SCHEDULED AUTOS <input checked="" type="checkbox"/> HIRED AUTOS ONLY <input checked="" type="checkbox"/> NON-OWNED AUTOS ONLY <input type="checkbox"/> OTHER: _____			MWTB 315970-23 Includes Physical Damage Coverages Comprehensive & Collision Corporate Autos	01/01/2023	01/01/2024	COMBINED SINGLE LIMIT (Ea accident) \$ 7,500,000 BODILY INJURY (Per person) \$ _____ BODILY INJURY (Per accident) \$ _____ PROPERTY DAMAGE (Per accident) \$ _____ \$ _____
	UMBRELLA LIAB <input type="checkbox"/> OCCUR EXCESS LIAB <input type="checkbox"/> CLAIMS-MADE DED: _____ RETENTION \$ _____						EACH OCCURRENCE \$ _____ AGGREGATE \$ _____ \$ _____
A	WORKERS COMPENSATION AND EMPLOYERS' LIABILITY ANY PROPRIETOR/PARTNER/EXECUTIVE OFFICER/MEMBER EXCLUDED? (Mandatory in NH) If yes, describe under DESCRIPTION OF OPERATIONS below Y/N N/A			MWC 311998-23 (AOS) (policy includes Stop Gap) *See below for OH Work Comp policy*	01/01/2023	01/01/2024	<input checked="" type="checkbox"/> PER STATUTE <input type="checkbox"/> OTH-ER E.L. EACH ACCIDENT \$ 5,000,000 E.L. DISEASE - EA EMPLOYEE \$ 5,000,000 E.L. DISEASE - POLICY LIMIT \$ 5,000,000
A	Excess Workers Compensation (Statutory)			MWXS 315971-23 (Ohio Only)	01/01/2023	01/01/2024	Employers Liability 3,000,000 Self Insured Retention 2,000,000

DESCRIPTION OF OPERATIONS / LOCATIONS / VEHICLES (ACORD 101, Additional Remarks Schedule, may be attached if more space is required)
Evidence of Insurance.

CERTIFICATE HOLDER City of Albany NY 22 Jetway Drive Albany, NY 12211-1057	CANCELLATION SHOULD ANY OF THE ABOVE DESCRIBED POLICIES BE CANCELLED BEFORE THE EXPIRATION DATE THEREOF, NOTICE WILL BE DELIVERED IN ACCORDANCE WITH THE POLICY PROVISIONS. AUTHORIZED REPRESENTATIVE <i>Marsh USA LLC</i>
--	--

© 1988-2016 ACORD CORPORATION. All rights reserved.

Exhibit D: Proposal F-1

CORPORATION STATEMENT

IF A CORPORATION, answer the following:

1. When incorporated?

1911

2. Where incorporated?

Cleveland OH

3. Is the corporation authorized to do business in New York?

Yes No

If New York is not state of incorporation:

A. Address of the registered office in New York:

B. Name of registered agent in New York at such office:

C. Attach Certificate of Authority to transact business in New York.

4. The Corporation is held: Publicly Privately

5. Furnish the name, title, and address of each officer, director, and shareholders of the corporation's issued stock:

Officer's Name	Address	Position	%
-----------------------	----------------	-----------------	----------

See accompanying Eaton 2022 Annual Report for this information

Director's Name	Address	Principal Business Affiliation Other Than Proposer's Directorship
------------------------	----------------	--

Principal Shareholders	Address	Percentage Ownership
-----------------------------------	----------------	---------------------------------

Exhibit D: Proposal F-2

PARTNERSHIP STATEMENT

IF A PARTNERSHIP, answer the following:

1. Date of Organization? _____
2. General Partnership ___ Limited Partnership _____
3. Partnership Agreement Recorded? ___ Yes ___ No

Date: _____

Book: _____

Page: _____

County: _____

4. Has the Partnership done business in New York?
Yes No When?.....

5. Name, address, and partnership share of each general or limited partner:

Name	Address	Percent Of Share	General Limited Partner
------	---------	---------------------	-------------------------------

1. _____
2. _____
3. _____
4. _____

Exhibit D: Proposal F-3

ALL PROPOSALS

A. Financial Statements

Proponents agree to submit upon request a Balance Sheet and Income Statement prepared in accordance with Generally Accepted Accounting Principles (GAAP) for the most current year-to-date period, together with a copy of the Proponent's most recent fiscal year Financial Statements, audited and certified by an Independent Certified Public Accountant, including the auditor's opinion thereon.

B. Surety Information

1. Have you, or any entity you have had an ownership interest in, ever had a bond or surety canceled or forfeited? Yes () No (X)
2. If Yes, state the name of the bonding company, date, amount of the bond and the reason for such cancellation or forfeiture

C. Bankruptcy Information

1. Have you, or any entity you have had an ownership interest in, ever filed a petition for bankruptcy, or been declared bankrupt? Yes () No (X)
2. If Yes, state the name of the entity, date, amount of the filed or declared bankruptcy

D. County of Albany and any Affiliated Entity

1. Have you ever entered into an agreement with the County of Albany or any affiliated entity? Yes (X) No ()
2. If Yes, identify the agreement(s), its purpose, and its term.

Albany International maintains a customer account with Eaton Crouse Hinds ALP. Account # 12251

3. Have you ever been sent a default notice concerning any such agreement(s)?

Yes () No (X)

If Yes, please explain

Exhibit D: Proposal G

WORK FORCE COMPOSITION

Eaton - Airport Lighting

Name of Firm **Phone Number**
 1200 Kennedy Rd, Windsor, CT 06095

Address **City** **State** **Zip Code**
 Freya Lehmborg, HR Director

Name & Title of Authorized Executive

Full Time Employees	Total # of Employees	White	American Indian	Black	Hispanic	Other (*)
	Male / Female	M/F	M/F	M/F	M/F	M/F
Admin & Manager	1F	5M		1F		
Professional	5F	11M/3F		2F		2M
Technical						
Sales Workers	3M	3M				
Office Workers						
Semiskilled Workers	14M/3F	12M/2F		2M/1F		
Unskilled Workers						
Apprentices						
Seasonal Temporary						
Part Time						
TOTAL	35M/9F	31M/5F		2M/4F		2M

***Use Additional Sheets To Identify The Ethnicity Of Employees Identified In This Category.**

Remarks: _____
 Asian

Exhibit D: Proposal H

REFERENCES

List three (3) companies or governmental agencies where like or similar services have been provided within the last three years:

1. Company Name: Bradley International Airport
Address: Schooephoester Rd, Windsor Locks Ct 06096 _____
Street/P.O. Box City State Zip Code
Contact Person: Brian Collins.....Title: Electrical Supervisor
Phone: 860-623-3040.....Fax:.....

2. Company Name: Stewart International Airport
Address: 1192 First Avenue, New Windsor, NY 11557
Street/P.O. Box City State Zip Code
Contact Person: Tom Beatty.....Title: SWF Systems Supervisor.....
Phone: 845-838-8245.....Fax:.....

3. Company Name: Memphis International Airport
Address: 2491 Winchester Rd, Memphis, TN 38116
Street/P.O. Box City State Zip Code
Contact Person: Doug Storment.....Title: ~~Maintenance~~ Supervisor.....
Phone: 901-497-4214.....Fax:.....

EXHIBIT D: Proposal I

PROPOSAL SUBMITTAL FORM

Exhibit C contains the minimum requirements and are intended to govern, in general, the performance requirements and the type of services desired. Please check "yes" or "no" if you can meet these specifications.

The proposer can meet or exceed required specifications as required in EXHIBIT C?

YES

NO

Proposer has all vehicles and equipment to be used in this contract available for inspection.

YES

NO

AGENDA ITEM NO. 10.4

**Construction Contract:
Authorization to Award Contract S-1165 for
the design of the Replacement of Passenger
Boarding Bridges A6 and B6
by C & S Engineering.**

AGENDA ITEM NO: 10.4
MEETING DATE: January 23, 2024

ALBANY COUNTY AIRPORT AUTHORITY
REQUEST FOR AUTHORIZATION

DEPARTMENT: *Planning and Engineering* **ACAA APPROVED**
Contact Person: *John LaClair, P.E., Chief Engineer* **01/23/2024**

PURPOSE OF REQUEST:

Construction Contract: *Authorization to Award Contract S-1165 for the design of the Replacement of Passenger Boarding Bridges A6 and B6 by C & S Engineering.*

CONTRACT AMOUNT:

Base Amount \$112,814.00

BUDGET INFORMATION:

Anticipated in Current ALB Capital Plan: Yes No NA
Funding Account No.: CPN

AWARD CONDITIONS MET:

Apprenticeship N/A DBE Y MWBE N/A

Service Disable Veteran Owned Business (SDVOB) N/A

FISCAL IMPACT - FUNDING (Dollars or Percentages)

Federal 90% State 5% Airport 5%
Term of Funding: 2023-2025
Grant No.: N/A STATE PIN: N/A

JUSTIFICATION:

Request to award Professional Service Contract # S-1165-GC Replacement of Passenger Boarding Bridges (PBB) A6 & B6 to C & S Engineering of Syracuse, N.Y. for \$122,814.00. The contract scope includes the design for the replacement of the two remaining existing PBB's including new P.C. Air and ground power units. The proposal also includes shop drawing review and compliance with FAA and NYS code compliance.

CHIEF EXECUTIVE OFFICER'S RECOMMENDATION:

Recommend approval.

AGENDA ITEM NO: 10.4
MEETING DATE: January 23, 2024

FINAL AGREEMENT SUBJECT TO APPROVAL BY COUNSEL: YES NA

PROCUREMENT DEPARTMENT APPROVAL:

Procurement complies with Authority Procurement Guidelines and Chief Financial Officer has approved. YES NA

BACK-UP MATERIAL:

Please refer to the attached Contract S-1165 C & S Engineering proposal.

SCHEDULE A

SCOPE OF WORK

Project Title: PASSENGER BOARDING BRIDGE IMPROVEMENTS – PHASE 5 (S-1165)
Airport Name: ALBANY COUNTY AIRPORT AUTHORITY (ACAA)
Services Provided: DESIGN and CONSTRUCTION ADMINISTRATION

Project Description:

The CONSULTANT shall provide required professional services for design and construction administration services for the proposed replacement of Passenger Boarding Bridges A6 and B6 Albany International Airport.

The construction budget for the project is approximately \$2,200,000. The CONSULTANT shall evaluate the feasibility of this budget and keep the ACAA apprised during each phase of the design. The CONSULTANT shall advise the ACAA as to options available for reducing construction costs to stay within the budget, if it appears likely that contractor bid prices will exceed this budget.

The design schedule is anticipated to be as follows:

	Time from Receipt of <u>NTP</u>
Contract Execution	
Notice to Proceed (NTP)	
Preliminary Design	45 days
Final Design	30 days

Professional services to be provided by the CONSULTANT shall include electrical and architectural services, as well as civil and structural services as needed, required to accomplish the following items:

PRELIMINARY DESIGN

The work included under this phase shall generally consist of all work required to furnish the ACAA with a set of Preliminary Plans and Specifications. Weekly Project Status Reports will be submitted throughout the project duration.

The specific items of work shall include:

1. Participate in a project Kick-Off Meeting.
2. Review JBT Aerotech report dated October 20, 2015 and review field notes from previous site inspections. Verify findings.

3. Conduct site inspections to verify utility locations, and other project related existing physical features and facilities.
4. Conduct site inspections of bridges with Authority and AV-Ports to verify foundations, electrical and building interface.
5. Review lessons learned from previous Phases to identify revisions to basis-of-design equipment and non-desired products.
6. Meet with Airlines and other stakeholders to review requirements for bridges to be replaced.
7. Provide recommended scope of work for bridge locations based upon existing report and results of field inspection.
8. Prepare preliminary contract drawings (approx. 30% complete) providing sufficient detail for review of design concepts by ACAA.
9. Prepare general specifications and preliminarily develop technical specifications expected to be required for the proposed work. Front end documentation will be provided by ACAA.
10. Develop a draft construction phasing plan which limits interference of the construction with airline operations.
11. Develop probable construction cost to reflect the preliminary project design.
12. Updated "Accessibility Matrix" previously developed for bridges to be replaced.
13. Submit sufficient copies of preliminary design documents to the ACAA for review and comment.
14. Schedule and conduct a preliminary design review meeting to discuss and resolve ACAA comments.
15. Schedule and conduct a preliminary review meeting with Airlines to discuss project phasing.

FINAL DESIGN PHASE

The work included under this Phase shall generally consist of all work required to furnish the ACAA with a complete set of contract documents including Final Plans, Specifications, and probable construction costs. Specifically, this work will include revising the Preliminary submittal information to comply with ACAA comments and then completion of the final design. Plans and Specifications, suitable for lump sum bidding, will be completed, final design will be coordinated with the ACAA and a 100% complete set of bid documents will be furnished to the ACAA. Specific items of work include:

1. On the basis of the accepted preliminary design documents, prepare final contract drawings to show the scope, character and extent of the work.

2. One intermediate review submission (at 60% completion) accompanied by a page turn review meeting to address any ACAA comments.
3. Submit draft final documents to ACAA for final review and comment. Schedule and conduct draft final review meeting with ACAA to discuss and resolve final comments.
4. Schedule and conduct draft final review meeting with Airlines to discuss phasing and resolve final comments.
5. Perform a detailed quantity takeoff of all bid items to be included on the contract drawings and in the general specifications of the construction contract.
6. Finalize general specifications and prepare written technical specifications as needed. Finalize construction phasing plan and include in specifications. ACAA to provide front end specifications.
7. Prepare final probable construction costs based upon the actual bid items and quantity takeoffs.
8. Prepare and submit 7460-1, Engineer's Report, and Construction Safety and Phasing Plan to the FAA.
9. Reproduce and submit original copies of drawings and technical specifications to ACAA for reproduction. ACAA to prepare Front End documents with cooperation and assistance as needed.

BID PHASE

The bid phase is that time frame between completion of the design process and beginning of actual construction when the ACAA publicly advertises and receives bids, awards contracts to the lowest responsible bidder and executes a construction contract to perform the work with the successful contractors. The CONSULTANT shall assist the ACAA during this phase as required. Specifically, the work shall consist of:

1. Assist ACAA in the advertisement of the project and issuance of bid documents.
2. Receive and respond as required to questions from potential bidders regarding the contract documents.
3. Prepare addenda to the bid documents after advertisement and prior to bidding as required upon the ACAAS approval.
4. Upon receipt of bids, perform bid reviews. The bid review shall include items such as a check of the contractor's bid extensions, addenda receipt, buy American certificate, and subcontractors and supplier's list. Request evidence of competency and evidence of financial responsibility from the contractor. Review contractor's list of personnel, list of equipment and financial statement. Formal contact of the contractor's references shall be made upon ACAA's request or if contractor has no past working relationship with CONSULTANT or ACAA.
5. Prepare a final bid tabulation, recommendation/rejection of award to the ACAA.

6. Upon award of contract, prepare conformed copies of contracts and review contractor's submission with ACAA.

CONSTRUCTION CONTRACT ADMINISTRATION PHASE

Construction Contract Administration comprises the following:

1. Provide consultation and advice to the ACAA during construction, including attendance at a pre-construction conference, bi-weekly construction coordination meetings, and special meetings as needed or requested. Prepare and distribute minutes of all meetings.
2. Obtain and review the proposed subcontractor and supplier list for approval.
3. Review the construction schedule prepared by the Contractor for compliance with the contract and give written advice to the ACAA concerning its acceptability.
4. Maintain an approved shop drawing file and verify construction is in compliance with these submittals. Alert the Contractor if materials are being installed without approved shop drawings.
5. Review and respond to requests for information (RFI) regarding the Contract Documents and, if required, prepare and issue supplemental drawings and specifications in response to RFIs.
6. Develop, maintain, and distribute an emergency contact list.
7. Revise the Construction Drawings to include field "red line" mark-ups, and certify the final record plans.
8. Review and recommend all Contractor payments and change order approvals and maintain a record for the project files.
9. Recommend final project acceptance to the ACAA.
10. Transmit required field records to the ACAA in a timely, neat, and orderly manner.
11. Assist the ACAA in compiling and submitting all necessary grant/project closeout documents required by the FAA.
12. Submit As-Built drawings (2- CD's and 2 -paper copies) and all O &M manuals for new equipment installed.

END OF SCHEDULE A

SCHEDULE B

COST SUMMARY

Project Title: PASSENGER BOARDING BRIDGE IMPROVEMENTS – PHASE V
Airport Name: ALBANY COUNTY AIRPORT AUTHORITY
Services Provided: DESIGN and CONSTRUCTION ADMINISTRATION

Project Description:

The CONSULTANT shall provide professional services as outlined in Schedule A for the Lump Sum fee of \$112,814, based upon the following;

Rate Schedule:

Administrative Assistant	\$98.00	12 Hours
CADD Senior Designer	\$150.00	72Hours
Project Architect	\$175.00	204 Hours
Project Engineer	\$175.00	32 Hours
Senior Project Engineer	\$200.00	84 Hours
Department Manager	\$260.00	40 Hours
Senior Principal Architect	\$285.00	104 Hours

Hourly Breakdown by Phase:

PROJECT ADMINISTRATION / MANAGEMENT:

Administrative Assistant	12 Hours
Project Architect	12 Hours
Senior Principal Architect	40 Hours

MEETINGS/SITE VISITS

Principal Architect	16 Hours
Department Manager:	32 Hours
Senior Principal Architect	40 Hours

PRELIMINARY and FINAL DESIGN:

CADD Senior Designer:	40 Hours
Project Architect:	132 Hours
Project Engineer	32 Hours
Senior Project Engineer:	64 Hours
Senior Principal Architect:	8 Hours

QA/QC:

Project Architect	4 Hours
Senior Project Engineer	4 Hours
Department Manager	8 Hours
Senior Principal Architect:	8 Hours

CA:

Senior Principal Architect:	40 Hours
Senior Project Engineer:	16 Hours
Project Architect:	40 Hours
CADD Senior Designer:	32 Hours

Sub-Consultant (DBE): \$0 – Not Included

Direct Expenses: \$1,258

END OF SCHEDULE B

AGENDA ITEM NO. 10.5

**Authorization for Professional Service
Contract S-21-1082-TSA for TSA Equipment
Relocation with Leidos, Inc.**

AGENDA ITEM NO: 10.5
MEETING DATE: January 23, 2024

ALBANY COUNTY AIRPORT AUTHORITY
REQUEST FOR AUTHORIZATION

ACAA APPROVED
01/23/2024

DEPARTMENT:

Contact Person: *Christine C. Quinn, Authority Counsel*

PURPOSE OF REQUEST: *Authorization for Professional Service Contract S-21-1082-TSA for TSA Equipment Relocation with Leidos, Inc.*

CONTRACT AMOUNT:

Base Amount: \$593,536
Contingent Amount: \$31,464

BUDGET INFORMATION:

Anticipated in Current Budget: Yes ✓ No NA
Funding Account No.:

AWARD CONDITIONS MET:

Apprenticeship N/A DBE N/A MWBE N/A

Service Disabled Veteran Owned Business (SDVOB) N/A

FISCAL IMPACT - FUNDING (Dollars or Percentages)

Federal State ✓ Airport

JUSTIFICATION:

Authorization is requested for the award of a Professional Service Contract S-21-1082-TSA Equipment Relocation for the Pre TSA Terminal Expansion with Leidos Inc. This aspect of the project requires a turnkey relocation of the existing Transportation Security Equipment, Checkpoint Property Screening System (CPSS) Analogic's Computed Tomography (CT) equipment and Fixture and Furnishing Equipment (FF&E) into their newly renovated space. This proposed service contract was procured under a GSA contract.

- 1. Contractor shall provide a phasing/sequencing plan to Turner Construction and Albany County Airport Authority prior to proceeding with any work.*
- 2. Contractor shall provide labor to relocate all equipment within a 6 week window.*

AGENDA ITEM NO: 10.5

MEETING DATE: January 23, 2024

3. Contractor shall coordinate and verify the location of electrical and data floor boxes for each type of equipment and have a representative on site prior to slab on deck placement to coordinate with BP-02 [1082 – Site Work/MLB Construction], BP-04 [1082-INT/STR/MLB Construction] and TSA.

4. Contractor shall decommission, relocate, and protect (to a location within the Terminal) Lane 1 and Lane 2 Analogic Mid-Size Scanner and the AIT between Lane 1 and 2.

5. Contractor shall decommission, relocate, and recommission all Analogic Mid-Size Scanners and AIT to final location per AI-2.102A.

6. Contractor shall relocate all TSA checkpoint equipment as indicated on 'Main Terminal Checkpoint A Floor Plan – Demolition and Main Terminal Checkpoint A Floor Plan – Final' dated 10.06.22.

CHIEF EXECUTIVE OFFICER'S RECOMMENDATION:

Recommend approval.

FINAL AGREEMENT SUBJECT TO APPROVAL BY COUNSEL: YES J NA

PROCUREMENT DEPARTMENT APPROVAL:

Procurement complies with Authority Procurement Guidelines and Chief Financial Officer has approved. Yes J NA

BACK-UP MATERIAL:

1) *Proprietary Handout*

AGENDA ITEM NO. 10.6

**Authorization to enter into
Contract S-21-1082-FF+E with
Quality Office Environments**

AGENDA ITEM NO: 10.6
MEETING DATE: January 23, 2024

ALBANY COUNTY AIRPORT AUTHORITY
REQUEST FOR AUTHORIZATION

ACAA APPROVED
01/23/2024

DEPARTMENT:

Contact Person: *Christine C. Quinn, Authority Counsel*

PURPOSE OF REQUEST:

*Authorization to enter into Contract S-21-1082-FF+E with
Quality Office Environments*

CONTRACT AMOUNT:

Base Amount: \$259,821.07

BUDGET INFORMATION:

Anticipated in Current Budget: Yes No NA
Funding Account No.:

AWARD CONDITIONS MET:

Apprenticeship N/A DBE MWBE

Service Disabled Veteran Owned Business (SDVOB) N/A

FISCAL IMPACT - FUNDING (Dollars or Percentages)

Federal State

JUSTIFICATION:

*Authorization is requested for the award of Contract S-21-1082- FF+E
purchase of furniture, fixtures and equipment for the Pre TSA Terminal*

AGENDA ITEM NO: 10.6

MEETING DATE: January 23, 2024

Expansion with Quality Office Environments. This proposed contract was procured under a NYS OGS contract.

CHIEF EXECUTIVE OFFICER'S RECOMMENDATION:

Recommend approval.

FINAL AGREEMENT SUBJECT TO APPROVAL COUNSEL:

YES ✓ NA

PROCUREMENT DEPARTMENT APPROVAL:

Procurement complies with Authority Procurement Guidelines and Chief Financial Officer has approved. Yes ✓ NA

BACK-UP MATERIAL:

QOR Proposal

ALBANY AIRPORT

CODE	NYS	WHAT	MANF	PRODUCT	LEV 1	LEV 2	LEV 3	SEN RM	TRAV LNG	KIDS ZONE	TOTAL	LIST	NET	EXT NET
BE01	Y	MOD BENCH SEATING	Global	Ballara	5						5	\$19,702.00	\$7,486.76	\$37,433.80
BE02	Y	BENCH	Spec	Endzone		3					3	\$4,351.00	\$1,980.00	\$5,940.00
BE03	Y	CUSTOM BENCH	Global	River+1		1					1	\$15,552.00	\$6,688.00	\$6,688.00
BE04	Y	CUSTOM BENCH	LELAND	BRIT BENCH				0			0	\$0.00	\$0.00	\$0.00
TE01	Y	36" SQUARE	ENCORE	Skyline tables		6					6	\$2,313.00	\$979.00	\$5,874.00
TE02	Y	120W X 36 X 36	AGATI	PRB-TBL-12030		2					2	\$31,452.00	\$15,205.29	\$30,410.58
TE03	Y	OCC TABLE RD	KIMBALL	Myriad			1		4		5	\$2,314.00	\$972.00	\$3,892.00
TE04	y	OCC TABLE PEBBLE	Kimball	Myriad			1		1		2	\$2,866.00	\$1,199.00	\$2,398.00
TE05	Y	CONF TABLE 54X108	COLECRAFT	RECMON			1				1	\$13,205.00	\$6,471.00	\$6,471.00
TE06	Y	CONF TABLE 60/120	COLECRAFT	RECMON					1		1	\$13,629.00	\$6,678.00	\$6,678.00
CHO1	Y	4 LEG CHAIRS	LeLand	Parfait		24					24	\$733.00	\$346.00	\$8,304.00
CHO2	Y	Standard ht stool	ERG inter.	Barri demi back		10					10	\$1,673.00	\$837.00	\$8,370.00
CHO3	Y	TASK CHAIR	Office Master	Truly	1		11		1		13	\$1,159.00	\$559.00	\$7,267.00
CHO4	Y	UPH /WOOD TASK	Allemulr	Phoulds					11		11	\$2,399.00	\$1,154.00	\$12,694.00
CHO5	y	TASK STOOL	Sit on it	Hexy		11					11	\$729.00	\$239.00	\$2,629.00
CHO6	y	TASK CHAIR	Sit on it	Hexy		1					1	\$731.00	\$259.00	\$259.00
CLO1	Y	LOUNGE CHAIR	Encore	Mayland					2		2	\$2,369.00	\$1,499.00	\$2,998.00
CLO2		LOUNGE CHAIR	Sandler	ESCALAS					4		4	\$4,960.00	\$2,256.80	\$9,027.20
CLO3	Y	LOUNGE CHAIR	GLOBAL	DRIFT					4		4	\$1,819.00	\$843.00	\$3,372.00
CLO4	Y	LOUNGE CHAIR	GLOBAL	DRIFT			2				2	\$1,927.00	\$894.00	\$1,788.00
CLO5	Y	LOUNGE CHAIR	GLOBAL	DRIFT			2				2	\$1,819.00	\$843.00	\$1,686.00
CLO6	Y	LOUNGE ROCKER	SPEC	HARDI				2			2	\$1,919.00	\$875.00	\$1,750.00
SO01	Y	MOD LOUNGE	INTEGRA	Coffee house	1						1	\$20,047.00	\$8,847.00	\$8,847.00
SO02	y	OCCASS TABLE	INTEGRA	Coffee house	1						1	\$4,980.00	\$2,198.00	\$2,198.00
SO03	Y	BENCH SEATING	SANDLER	ESCALAS					1		1	\$16,250.00	\$7,397.39	\$7,397.39
SO04.1	Y	LOVESEAT	KI	Sonrisa						3	3	\$3,736.00	\$2,242.00	\$6,726.00
SO04.2	Y	small hexagon ottom	KI	Sonrisa						3	3	\$1,314.00	\$788.00	\$2,364.00
SO04.3	Y	hexagon table	KI	Sonrisa						2	2	\$645.00	\$387.00	\$774.00
SO04.4	Y	Elonged bench	KI	Sonrisa						2	2	\$2,002.00	\$1,199.00	\$2,398.00
SO05	Y	CORNER LOUNGE	SANDLER	ABACO				2			2	\$2,080.00	\$946.40	\$1,892.80
SO05A	Y	CORNER WALL PNL	SANDLER	ABACO				2			2	\$760.00	\$345.80	\$691.60
SO06	Y	LOVESEAT	SANDLER	ABACO				1			1	\$2,870.00	\$1,305.85	\$1,305.85
SO06A	Y	LINAR PANEL	SANDLER	ABACO				1			1	\$590.00	\$268.45	\$268.45
EQ01		BUBBLE TUBE	PLAYLEARN	BUBBLE TUBE				1			1		\$700.00	\$700.00
EQ02		OPTIC RAINCLOUD	AUTISM PROD	IRIS BIBER OPTIC RAINCLOUD				1			1		\$2,550.00	\$2,550.00
EQ03		WONDER WALL	SPL NEEDS TOYS	KINETIC WONDER WALL				1			1		\$3,735.00	\$3,735.00
EQ04			NO SPEC					4			4			
DE01	Y	RECEPTION	DARRAN	CENTRAL PARK						1	1	\$16,740.00	\$7,125.00	\$7,215.00
DE02	Y	RECEPTION	DARRAN	CENTRAL PARK			1				1	\$27,882.00	\$12,017.00	\$12,017.00
PL01		PLANTER	JAY SCOTTS CO				2				2		\$789.00	\$1,578.00
ST01	Y	OTTOMAN	Sandler	River Stone					2		2	\$840.00	\$382.20	\$764.40
GS01		TSA SCREENS	LAVI IND	NEXTRAC		21					21		\$750.00	\$15,750.00
		Installation												\$22,500.00
													Total	\$267,602.07
	Y	NYS awarded Pending												
	Y	NYS contract has been awarded												
Please note: Further savings could be achieved by changing the wood veneer to laminate on TE03/TE04														-\$1,078.00
Please note: Further savings could be achieved but using standard powder coat on TE01/CL01														-\$348.00
Please note: Further savings could be achieved by using laminate instead of veneer DE01 & DE02														-\$6,355.00
Please note: All prices are subject to change based on NYS contract award														
Revised total													\$259,821.07	




Albany Airport Bid – Alternates

BE01



Basis of Design
Zoeftig - Vista




Upholstery:
Global : Lux Hide BL20



Metal Finish:
Global : Black



Laminate:
Storm Grey



Our Solution
Global – Ballara




BE02



Basis of Design
Zoeftig - Vista



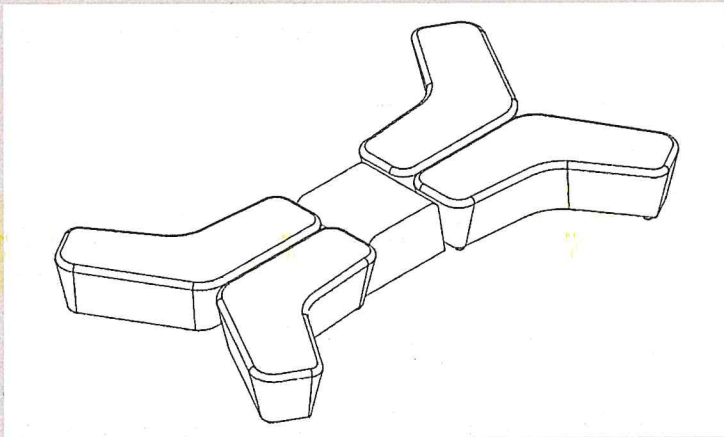
Laminate
Wilsonart : Carbon Mesh



Our Solution
Stylex – Endzone




BE03



Basis of Design
Axonometric



Laminate:
Global / Brushed Cobalt



Metal Finish:
Global : Black



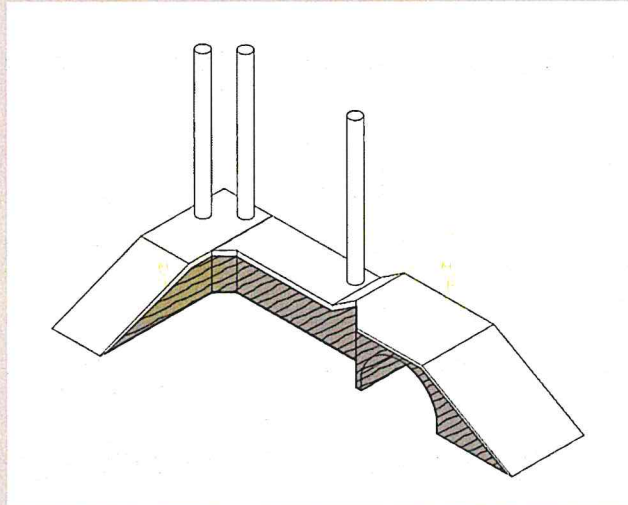
Upholstery
Global: Allante Free –
Chateau Grey



Our Solution
Global – River +



BE04



Basis of Design

A part of Construction not FFE



TE01



Basis of Design
Coalesse – Enea Lottus



Laminate
Encore : Brite White

Metal Finish:
Encore : Mercury



Our Solution
Encore – Skyline




TE02



Basis of Design
Arconas - Embarq



Metal Finish:
Agati : Metallic Silver



Solid Surface:
TBD - ON NEXT SLIDE



Our Solution
Agati - PRB-TBL-12030



TE02

SOLID SURFACE OPTIONS

Daltile Finish Card



Morning Frost



Simply White



Ash Grey



Niagara



Simply Beige



Mesa Dune




Woven Wool



Simply Grey



Brushed Flannel




Chipped Ice

*Colors may vary by individual computer monitor from the actual final wood finish

*For maximum fidelity, please order a sample, to ensure proper color match and actual image size.



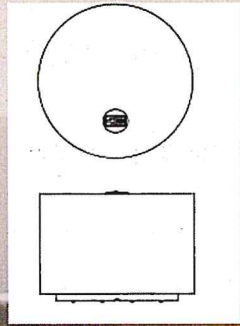
Concrete Grey



Metal Finish:
Agati : Metallic Silver




TE03



Basis of Design
Bernhardt - Clue



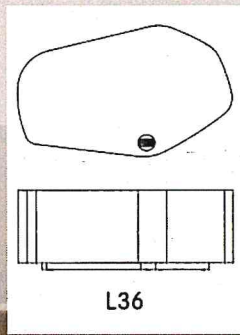

Laminate.
Kimball : Sable



Our Solution
Kimball - Myriad




TE04



Basis of Design
Bernhardt - Clue



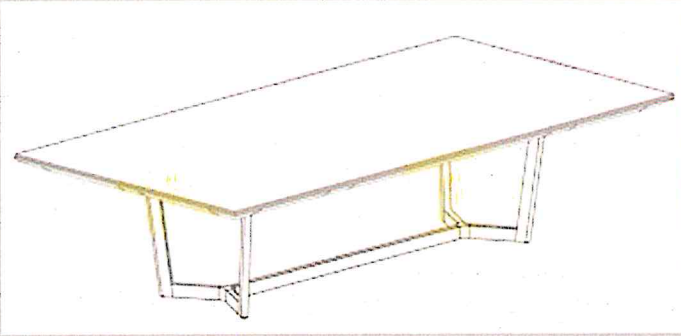
Laminate
Kimball : Sable



Our Solution
Kimball - Myriad



TE05




Basis of Design
Halcon - Halo



Metal:
Medium Tone

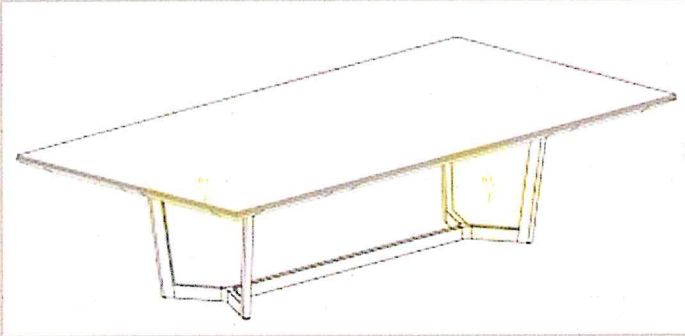
Solid Surface:
Wilson Art : Designer White



Our Solution
Colecraft - Recmon



TE06

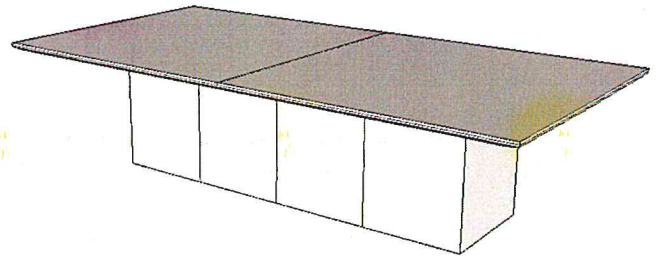


Basis of Design
Halcon - Halo



Metal:
Medium Tone

Solid Surface:
Wilson Art : Designer White



Our Solution
Colecraft - Recmon



CH01



Basis of Design
Lotus Hospitality - Connector



Our Solution
Leland- Parfait




CH02



Basis of Design
Arconas- Bari



Upholstery:
Camira : Port / Bay



Metal Finish:
ERG : Brushed Aluminum



Our Solution
ERG- Barri Demi Back



CH03



Basis of Design
Boss Design - Coza



Poly:
OM : Ash Grey



Upholstery:
OM : Basic / Charcoal



Our Solution
Office Master – Truly




CH04



Basis of Design
Andreu World- Alya



Metal:
Black



Upholstery:
TBD




Our Solution
Allemuir – Phoulds



CH05



Basis of Design
Steelcase – Leap Stool



Poly:
Sit on It : Black



Upholstery:
Sit on It : Messenger / Onyx



Our Solution
Sit on It – Hexy



CH06



Basis of Design
Steelcase – Leap Chair



Poly:
Sit on It : Black



Upholstery:
It : Messenger / Onyx




Our Solution
Sit on It – Hexy



CL01



Basis of Design
Hightower – Flote



Upholstery:
Knoll : Infinite / Blueberry



Upholstery:
Knoll : Dottie / Fig



Metal Finish:
Encore : Mercury



Our Solution
Encore – Mayland



CL02



Upholstery:
Camira : Port / Ferrysburg



Metal:
Sandler : Dark Grey



Laminate:
Sandler : Walnut



Basis of Design
Sandler - Escalas




CL03



Basis of Design
Boss- Paloma



Metal:
Global : Ink



Upholstery:
Camira : Canopy / Grey



Our Solution
Global- Drift



CL04



Basis of Design
Boss- DNA



Upholstery:
Camira : Gravity / Blue



Upholstery:
Camira : Alpena



Metal:
Global : Black



Our Solution
Global- Drift



CL05



Basis of Design
Boss- DNA



Metal:
Global : Ink



Upholstery:
Camira : Gravity / Aqua



Our Solution
Global- Drift




CL06



Basis of Design
Pineapple- Zen Plus Rocker



Poly:
SPEC : Plum



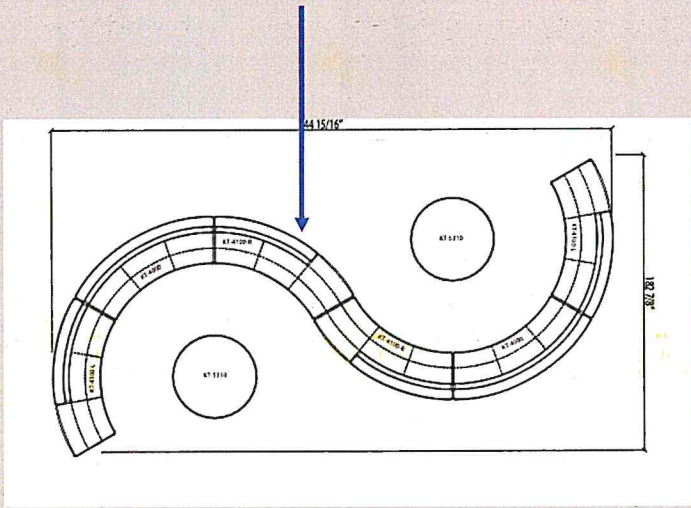
Poly:
SPEC : Slate Blue



Our Solution
Spec- Hardi



SO01



Basis of Design
Davis – Kontour

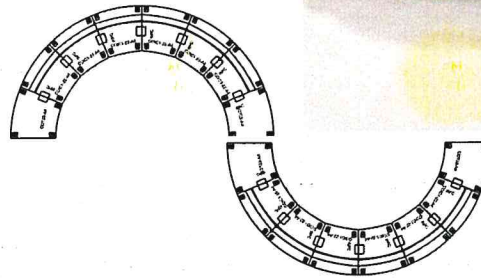


Upholstery:
Designtex : Linnen / Neptune



Metal Finish:
Slate

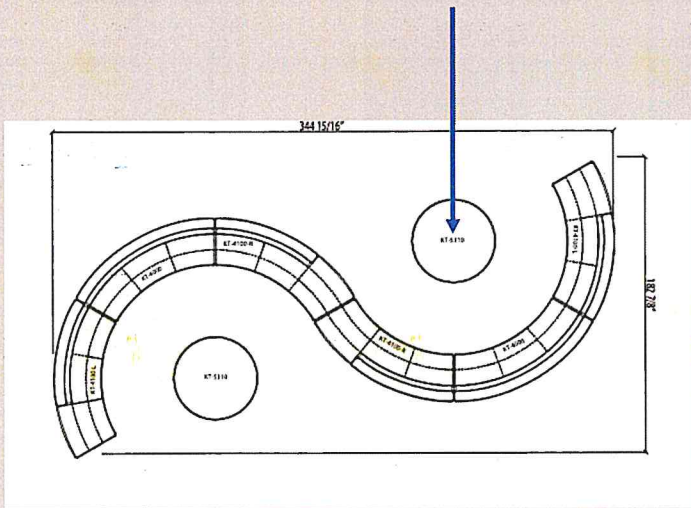
Solid Surface:
Frostine



Our Solution
Integra– Coffee House



SO02



Basis of Design
Davis – Kontour



Upholstery:
Designtex : Linnen / Neptune



Metal Finish:
Slate

Solid Surface:
Frostine



Our Solution
Integra– Coffee House




SO03



Upholstery:
Camira : Main Line Flax / Temple



Metal:
Sandler : Dark Grey



Armless

Basis of Design
Sandler - Escalas



SO04.1



Basis of Design
Hightower - Prism




Upholstery:
Sedona / Dessert Rose



Our Solution
KI - Sonrisa



SO04.2



Basis of Design
Hightower – Prism



Upholstery:
Sedona / Salsa




Our Solution
KI – Sonrisa



SO04.3



Basis of Design
Hightower – Prism



Metal Finish:
Cool Grey




Laminate:
Graphite Nebula



Our Solution
KI – Sonrisa



SO04.4



Basis of Design
Hightower – Prism



Upholstery:
Sedona / Cognac




Our Solution
KI – Sonrisa



SO05
SO5A
SO06
SO6A



Basis of Design
Sandler – Abaco



Metal:
Dark Grey - Pewter



Upholstery:
Grade 1 Spectrum Vinyl
– Royal Blue




EQ01



Basis of Design
Playlearn – Bubble Tube



EQ02




Basis of Design

Autism Prod – Iris Biber Optic Raincloud



EQ03



Basis of Design
Spl Needs Toys – Kinetic Wonderwall



EQ04

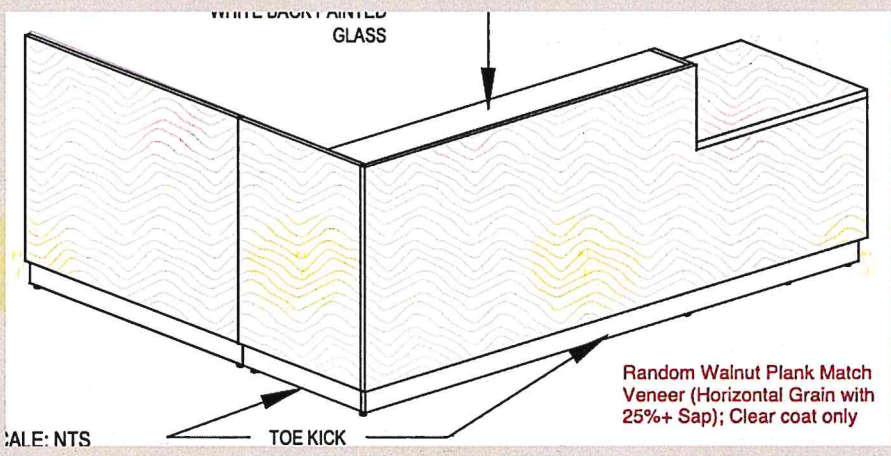
Interactive light up floor tile



Basis of Design
Interactive Light Up Floor Tile



DE01



Laminate:
Gunstock Walnut


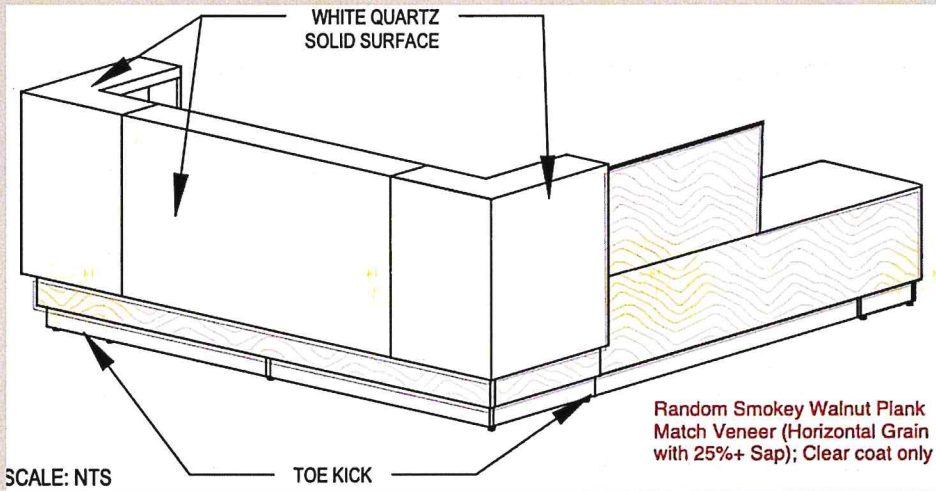


Solid Surface:
Darran - White Quarts

Basis of Design
Darran - Central Park



DE02



Laminate:
Smokey Walnut




Solid Surface:
Darran - White Quartz

Basis of Design
Darran - Central Park



PL01




Finish:
White

Basis of Design
Jay Scotts Co - Planter



ST01



Finish:
Dark Grey




Finish:
Light Grey

Basis of Design
Sandler – River Stone



GS01



Basis of Design
Lavi Ind – Nextrac TSA Screen



AGENDA ITEM NO. 10.7

Approve the purchase of one used Aircraft Passenger Stair Truck for \$101,000 (\$89,500 for vehicle and \$11,500 for shipping) from Victory Ground Support Equipment for use by the Albany Airport Fire Department.

AGENDA ITEM NO: 10.7
MEETING DATE: January 23, 2024

ALBANY COUNTY AIRPORT AUTHORITY
REQUEST FOR AUTHORIZATION

ACAA APPROVED
01/23/2024

DEPARTMENT:

Contact Person: *Christine C. Quinn, Esq., Authority Counsel*

PURPOSE OF REQUEST:

Approve the purchase of one used Aircraft Passenger Stair Truck for \$101,000 (\$89,500 for vehicle and \$11,500 for shipping) from Victory Ground Support Equipment for use by the Albany Airport Fire Department.

CONTRACT AMOUNT:

Total Contract Amount: \$101,000

BUDGET INFORMATION:

Anticipated in Current Budget: Yes No NA

FISCAL IMPACT - FUNDING (Dollars or Percentages)

Federal State Airport NA

JUSTIFICATION:

The Authority is requesting approval to purchase a used Aircraft Passenger Stair Truck. The attached invoice is for purchase of one (1) 2010 Stinar Aircraft Passenger Stair Truck (Model SPS-5519B). The Albany Airport Fire Department and Airfield Maintenance have performed a pre purchase inspection and the truck comes with a six-month warranty against defective parts on the entire truck. The cost of a new truck is \$396,345, with approximately one year lead time for delivery. The current contract price of \$101,000 has been negotiated.

CHIEF EXECUTIVE OFFICER'S RECOMMENDATION:

Recommend approval of the acquisition of one (1) used Aircraft Passenger Stair Truck.

FINAL AGREEMENT SUBJECT TO APPROVAL BY COUNSEL: YES NA

BACK-UP MATERIAL:

- 1) Invoice
- 2) Specifications
- 3) Quote



VICTORY GROUND SUPPORT EQUIPMENT
A DIVISION OF VICTORY SALVAGE, INC.

8211 S. Alameda Street
Los Angeles, CA 90001-4198
Tel: (323) 581-7272 Fax: (323) 581-7468
www.victorygse.com

INVOICE

55044

1

SOLD TO:
ALBANY AIRPORT AUTHORITY
737 ALBANY SHAKER RD.
ALBANY, NY 12211

CUSTOMER I.D.	CUSTOMER P.O.	SALES REP I.D.
ALB		JAMEY
PAYMENT TERMS	INVOICE DATE	DUE DATE
NET DUE	1/18/24	1/18/24

Description	Amount
-------------	--------

(1 EA) 2010 STINAR AIRCRAFT STAIR TRUCK; MODEL:SPS-5519B (SN:13082) MOUNTED ON A FORD F550, VIN#1FDGF5GRXAEA82950	89,500.00
---	-----------

*THIS TRUCK COMES WITH A SIX MONTH WARRANTY AGAINST DEFECTIVE PARTS ON THE ENTIRE TRUCK.

CHARGE TO SHIP THE TRUCK TO ALBANY, NY.	11,500.00
---	-----------

SHIP TO: ALBANY AIRPORT FIRE DEPT.
10 JETWAY DR.
ALBANY, NY 12211

"There are no warranties of any nature, kind or description relating to the merchandise sold and reflected hereon. All such merchandise is sold 'AS IS,' unless otherwise specified in writing hereon, and seller makes no warranties of any nature, kind or description, express or implied, as to fitness or merchantability in connection with said merchandise. Buyer assumes all liability for any injury or damage caused, in whole or in part by the merchandise listed above or the use thereof and Buyer agrees to indemnify and hold Seller harmless from any and all such liability."

Subtotal	101,000.00
Sales Tax	
Total Invoice Amount	101,000.00
Payment/Credit Applied	
TOTAL	101,000.00

All returns must be authorized within (30) days, and accompanied with a copy of our invoice or packing slip. All returns are subject to freight charges and a 15% restocking fee. The restocking fee will be assessed, unless returned due to being defective or due to an error on our part. Damages in shipping are to be filed with the delivering carrier. All purchases will remain the property of Victory Salvage company and/or Victory Ground Support Equipment, until paid in full. A finance charge of 1.5% per month is charged on past due balance, or 18% per annum finance charge, and all costs of collection including attorney's fees.

ATTENTION EXPORTERS: IT IS YOUR RESPONSIBILITY TO OBTAIN APPROVAL FROM THE DEPARTMENT OF STATE PURSUANT TO THE ARMS EXPORT CONTROL ACT AND THE INTERNATIONAL TRAFFIC IN ARMS REGULATIONS. EQUIPMENT COVERED BY THE UNITED STATES MUNITIONS LIST (22 C.F.R. SECTION 121.1) MUST BE LICENSED BY THE OFFICE OF DEFENSE TRADE CONTROLS, UNITED STATES DEPARTMENT OF STATE, PRIOR TO EXPORT FROM THE UNITED STATES.

When operated in California, any off-road diesel vehicle may be subject to the California Air Resources Board In-Use Off-road Diesel Vehicle Regulations. It therefore could be subject to retrofit or accelerated turnover requirements to reduce emissions of air pollutants. For more information, please visit the California Air Resources Board website at <http://www.arb.ca.gov/msprog/ordiesel/ordiesel.htm>.

TO 35A3-26-1



**Passenger Stairway
Operation and
Maintenance Manual**

3255 Sibley Memorial Hwy
St. Paul, MN 55121

☎ **651-454-5112**
☎ **651-454-5143**

**Model SPS-5519-B
Serial Number 13050-UP
NSN 1730-01-559-5063YW
Contract Number
FA8533-07-D-0012-0001**

This material may be
reproduced by or for the
U.S. Government
pursuant to the
copyright license under
DOD FAR sup 252.227-
7015.

Effective Pages

Chapter/Section	Page	Date
Title Page	i	October 2008
List of Effective Pages	ii	October 2008
Contents	iii-vi	October 2008
Introduction	vii	October 2008
Safety	viii-ix	October 2008
Chapter 1		
Section 1-1	1-14	October 2008
Section 1-2	15-24	October 2008
Section 1-3	25-27	October 2008
Chapter 2		
Introduction	28	October 2008
Section 2-1	29-34	October 2008
Section 2-2	35-43	October 2008
Section 2-3	44-48	October 2008
Section 2-4	49-55	October 2008
Chapter 3		
Section 3-1	56	October 2008
Chapter 4		
Introduction	57	October 2008
Section 4-1	57-60	October 2008
Section 4-2	60-62	October 2008
Section 4-3	62	October 2008
Chapter 5		
Introduction	62	October 2008
Section 5-1	63	October 2008
Section 5-2	64-65	October 2008
Section 5-3	66-99	October, 2008

Contents

1 – General Information and Operating Instructions	ii
1.0 - Safety.....	iii
1.0.1 Definition of Terms	iii
1.0.2 General Safety:.....	iii
1.0.3 Before Operation	iii
1.0.4 During Operation.....	ix
1.0.5 After Operation.....	ix
1.0.6 Service Safety	ix
1.1 Description.....	1
1.1.1 Equipment Systems and Components	1
1.1.1.1 Truck Chassis.....	1
1.1.2 Stairway, Platform, and A-frame.....	1
1.1.2.1 A-frame.....	1
1.1.2.2 Lower Stair Section	4
1.1.2.3 Upper Stair Section.....	4
1.1.2.4 Platform	5
1.1.3 Stabilizers	5
1.1.3.1 Front Stabilizers.....	5
1.1.3.2 Center Stabilizers	5
1.1.3.3 Rear Stabilizers	5
1.1.4 Hydraulic System	6
1.1.4.1 Hydraulic Oil Tank, Pump, and Directional Valve.....	7
1.1.4.2 Hydraulic Cylinders.....	8
1.1.4.4 Lock Valves	9
1.1.4.5 Lock Valve, A-frame	9
1.1.4.6 Flow Control Valves.....	9
1.1.4.7 Return Line Oil Filter	10
1.1.5 Electrical System	11
1.2 Operation	16
1.2.1 Operating Controls and Indicators.....	16
1.2.1.1 Cab Controls and Indicators	16
1.2.1.2 Auxiliary Power Pack	19
1.2.3 Operating Procedures	21
1.2.3.1 Engine and Transmission.....	21

1.2.3.2 Driving Vehicle.....	21
1.2.3.3 Positioning the Stairway	21
1.2.3.4 Raising the Stairway	22
1.2.3.5 Operating A-Frame	22
1.2.3.6 Boarding and Deplaning Passengers.....	22
1.2.3.7 Lowering the Stairway.....	23
1.2.4 Emergency Operating Procedures	24
1.2.4.1 Emergency Raising of Stabilizers Using Hand Pump	24
1.2.4.2 Emergency Manual operation of solenoid valves....	24
1.2.5 Air Transportability Ratings.....	24
1.3 Operation Specifications and Capabilities.....	27
1.3.1 General Specifications.....	27
1.3.2 Truck Cab and Chassis	27
1.3.3 Hydraulic System	28
2 – Servicing the Passenger Stairway.....	31
Special Tools and Equipment.....	31
2.1 Servicing.....	32
2.1.1 Truck Chassis	32
2.1.2 Structural Components	32
2.1.2.1 Sheet, Bar, and Tubular Member.....	32
2.1.3 Hydraulic System	32
2.1.3.1 Hydraulic Oil Tank	32
2.1.3.2 Hydraulic Oil Filters	32
2.1.3.3 Pressure Relief Valve.....	32
2.1.3.4 Hydraulic Pump and Clutch.....	33
2.1.3.5 Auxiliary Power Pack	33
2.1.3.6 Flow Control Valves.....	33
2.1.4 Electrical System	33
2.1.4.1 Electrical Relay Box	33
2.1.4.2 Electrical Cables, Wiring, and Lights.....	33
2.1.5 Scheduled Service.....	33
2.1.6 Non-Scheduled Service	34
2.1.7 Lubrication	35
2.1.7.1 Truck Chassis.....	35
2.1.7.2 Stairway and A-Frame	35

2.2 Troubleshooting.....	38
2.2.1 Remedy Table.....	38
2.3 Adjustments	48
2.3.1 Hydraulic Pressure Relief Valve Adjustment.....	48
2.3.2.1 Increasing the rate.....	50
2.3.2.2 Decreasing the rate.....	50
2.3.3 Bleeding Air From Hydraulic Lines	50
2.3.5 Stairway Clearance Adjustment Bolts	51
2.3.6 Hydraulic Pressure Switch Adjustment.....	51
2.4 Removal and Installation	53
2.4.1 Stair Assembly.....	53
2.4.1.1 Removal of Stairs.....	53
2.4.1.2 Installation of Stairs	53
2.4.2 Center Stabilizer Assemblies.....	54
2.4.2.1 Disassembly of Center Stabilizers	54
2.4.2.2 Assembly of Center Stabilizers.....	54
2.4.3 Front Stabilizers.....	56
2.4.3.1 Removal.....	56
2.4.3.2 Installation	56
2.4.4.1 Removal.....	58
2.4.4.2 Installation	58
2.4.5 Hydraulic Pump and Clutch Assembly.....	58
2.4.5.1 Removal.....	58
2.4.5.2 Installation	59
3 –Overhaul.....	61
3.1 Truck Chassis-cab.....	61
4 –Canopy	63
4.1 Canopy assembly.....	63
4.2 Canopy Removal	66
4.3 Preparation for Air Transport	68
5 – Parts List.....	70
5.1 Manufacturer Identification List.....	71
5.2 Detailed Parts Lists	72
5.2.1 Understanding the Columns	72
5.2.1.1 Figure/Item No.....	72

5.2.1.2 Stinar Part No.	72
5.2.1.3 Description.....	72
5.2.1.4 Vendor Code.....	72
5.2.1.5 Qty	72
5.2.2 Instructions for Ordering Parts and Assemblies	72
5.3 Parts ordering form.....	73
5.3 Parts list	74-113

TO 35A3-26-1

Description	Page	Date
Serial number 13050 with Canopy	All	11/08
Serial number 13051 with out Canopy, Add nomenclature page for stairway without canopy	3	4/09
Hydraulic System schematic update add electrical lock valves	94	4/09
Electrical System schematic update adding electrical lock valves	97	4/09
Add operation notes for sliding panels on platform	21	4/09
Updated hydraulic schematic	37	4/09
Updated electrical schematic	43	4/09
Updated Canopy stairs parts list	67-70	4/09
Add parts list for stairway without canopy	77	4/09
Update drawing for 020615C to show canopy braces	71-72	4/09
Add upper stairway parts 020572 w\o canopy	77	4/09
Remove holes from side view of 020777	76	4/09
Update hydraulic schematic page with new lock valves	80 - 81	4/09
020666 hydraulic cylinder delete 949003, add 949015 (3)	82	4/09
Update electrical schematic	83	4/09
Update electrical parts list	85-86	4/09
Add 021071(2), 021184 (2), 021196 (2) To air system Schematic	92-93	4/09

1 – General Information and Operating Instructions

This publication provides operating and maintenance instructions, including detailed part lists, for the Passenger Stairway, Model SPS-5519-B. This truck was manufactured by:

This manual applies to the Passenger Stairways with NSN 1730-01-559-5063YW supplied to the government in 2008.

Stinar Corporation
3255 Sibley Memorial Highway
St. Paul, MN 55121 USA

Chapter 1 - Includes a unit description, recommended procedures for operation, plus specifications and capabilities.

Chapter 2 - Provides unit maintenance information, service and lubrication data, a troubleshooting guide, and adjustment information. Removal and installation procedures for major assemblies are also included.

Chapter 3 - Presents instructions for component overhaul and repair.

Chapter 4 – Presents instructions for assembly and removal of the canopy. Instructions for preparation for air transport.

Chapter 5- Contains a manufacturers' list, and illustrated part lists for the assemblies, subassemblies, and systems within the unit.

1.0 - Safety

Definition of Terms



SAFETY ALERT SYMBOL – Look for this symbol to point out important safety precautions.

DANGER: The word “DANGER” denotes a most serious specific potential hazard. A forbidden practice should definitely be avoided in connection with a serious hazard.

WARNING: The word “WARNING” is used to denote a specific potential or hidden hazard which, if not avoided, has the potential for serious injury.

CAUTION: The word “CAUTION” is used to denote a general reminder of good safety practices or to direct attention to unsafe practices. Following safe behavioral practices consistent with operating and maintenance instructions will help the operator and others avoid accident involvement.

NOTE: The word “NOTE” is used to denote something that can cause minor machine damage, or poor performance if ignored.

IMPORTANT: The word “IMPORTANT” informs the reader of something he needs to know to prevent minor machine damage if a certain procedure is not followed.

General Safety:

- Do not rush
- Do not alter your machine
- Read and follow all warning labels. Replace any labels that are missing or illegible.
- Check all controls and operating functions of the machine in a safe area before starting work
- Never allow unauthorized persons around machinery when performing operation functions
- A fire extinguisher and first aid kit should be carried in the truck at all times

Before Operation

1. Perform a general all-around visual inspection and equipment check of the entire unit.
2. Check all markings and nameplates for legibility.

3. Perform any checks required by airport or airline regulations.
4. Always determine hydraulic oil level and fill tank to proper level with all hydraulic cylinders fully retracted. Overfilling may occur if cylinders are not retracted which may damage the system
5. If operating at night, check compartment lights for proper operation.
6. Check lights, horn, mirrors, wipers, safety belt, and all other safety equipment for proper operation.

During Operation

Engine and Transmission

- To operate the engine, refer to the truck operator's manual for recommended engine starting and operating procedures.
- Failure to follow towing procedure may result in transmission damage. Please check the manufacturer's recommendations before towing your unit.
- These procedures are suggested general operating procedures. For specific aircraft servicing, follow procedures specified by your airline.
- Keep all personnel away from the stairs and platform while operating the vehicle.

After Operation

- Stop engine and allow machine to come to a complete stop before leaving the cab or allowing anyone near the unit.
- Remove ignition key when parked

Service Safety

- Do not clean, adjust or service this unit while it is in motion.
- Periodically check tightness of nuts and bolts, and check for loose, worn or misaligned parts. Use only approved replacement parts.
- Any new components installed during repair must include the current safety signs specified by Stinar Corp.
- Perform all work in accordance with authorized standard shop practices.
- Perform no welding, cutting, patching, and such on any load bearing or supporting structure. If such repairs are necessary, contact the Engineering department of Stinar Corporation before making any alterations.
- Do not mix hydraulic oils of different specifications. Oils may not be compatible and could result in damage to hydraulic system components.

- A thin oil film should be visible on the hydraulic cylinder shaft. A steady drip of oil indicates a need for service.
- Should there be a hydraulic system associated with this unit, always determine hydraulic oil level and fill tank to the proper level with all hydraulic actuating cylinders fully retracted. Otherwise, damage may occur to the tank when the system is operated.
- The hydraulic actuating cylinder exerts a very powerful force. Always inspect any jammed components carefully for condition, distortion, and other irregularities after the equipment has been jammed.

Your safety and the safety of those around you depend upon the operator using care and good judgment in the operation of this unit. Know the positions and functions of all controls before attempting to operate.

All equipment has limitations. Understand the speed, braking, steering, stability and load characteristics of the unit before starting operation.
READ YOUR OPERATOR'S MANUAL!

1.1 Description

The Stinar Passenger Stairway, Model SPS-5519-B is intended for personnel to board and de-board various airframes at Air Force and other military and civilian installations around the world. It consists of a commercial truck chassis equipped with a hydraulically operated two-section elevating stairway. The stairway incorporates an aircraft boarding platform at the top of the stairs. The platform provides access to aircraft cabins with doorsill heights ranging from 96 inches (244 cm) to 228 inches (579 cm) above ground level. Hydraulically operated stabilizers at the front and sides of the unit stabilize the passenger stairway when the stairs are raised. The stabilizers enable the unit to withstand winds of 55 MPH with the stairs and platform fully raised.

Hydraulic power for operating the stairs and stabilizers is provided by a hydraulic pump belt-driven from the truck engine. A separate auxiliary hydraulic power pack is provided for emergency use.

1.1.1 Equipment Systems and Components

The major operating systems and components of the Passenger Stairway are described in the paragraphs below. See *Figure 1.1.1* for locations of components.

1.1.1.1 Truck Chassis

The stairway is built on a Ford F-550 4x2 truck chassis-cab. See the specifications section for engine and additional vehicle specifications.

The chassis is equipped with dual rear wheels and auxiliary rear springs. The rear axle is secured in position by rear axle spring tie-downs. The chassis is reinforced with additional structural steel beneath the A-frame.

A hydraulic pump and clutch assembly that is belt-driven from the engine is added to the engine compartment. Electrical controls and indicators for operating the hydraulic pump, stairway, a-frame, stabilizers, and stairway lighting are added to the truck instrument panel. A roof window is added to the cab roof to provide the operator a view of the platform. An electrical box containing relays and circuit breakers is mounted behind the cab on the chassis frame. The power pack and hydraulic directional valve are located behind the cab on the chassis.

1.1.2 Stairway, Platform, and A-frame

The elevating stairway consists of two stair sections supported by a telescoping A-frame. The lower stair section is stationary. The upper stair section, which includes the platform, can be extended and retracted. Separate canopy sections cover the lower stairway, upper stairway, and platform.

1.1.2.1 A-frame

The A-frame assembly (see *Figure 1.1.2.1*) supports the stair sections and can be raised or lowered to adjust the angle of the stairway and platform. The A-frame consists of two sections.

Figure 1.1.1 – Passenger Stairway, Model SPS-5519-B (shown on a Ford Chassis with Canopy)

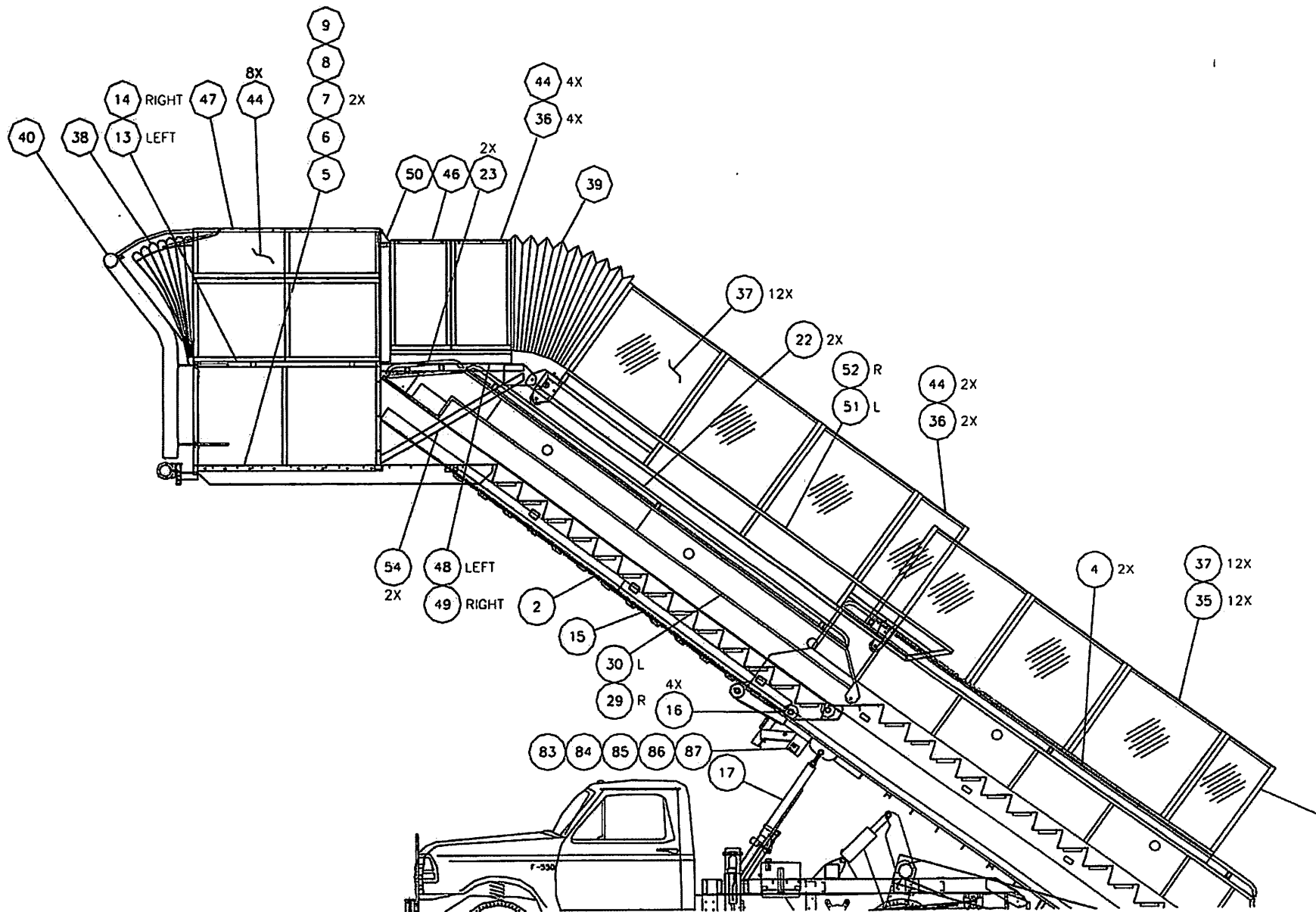


Figure 1.1.1 – Passenger Stairway, Model SPS-5519-B (shown on a Ford Chassis with Canopy)

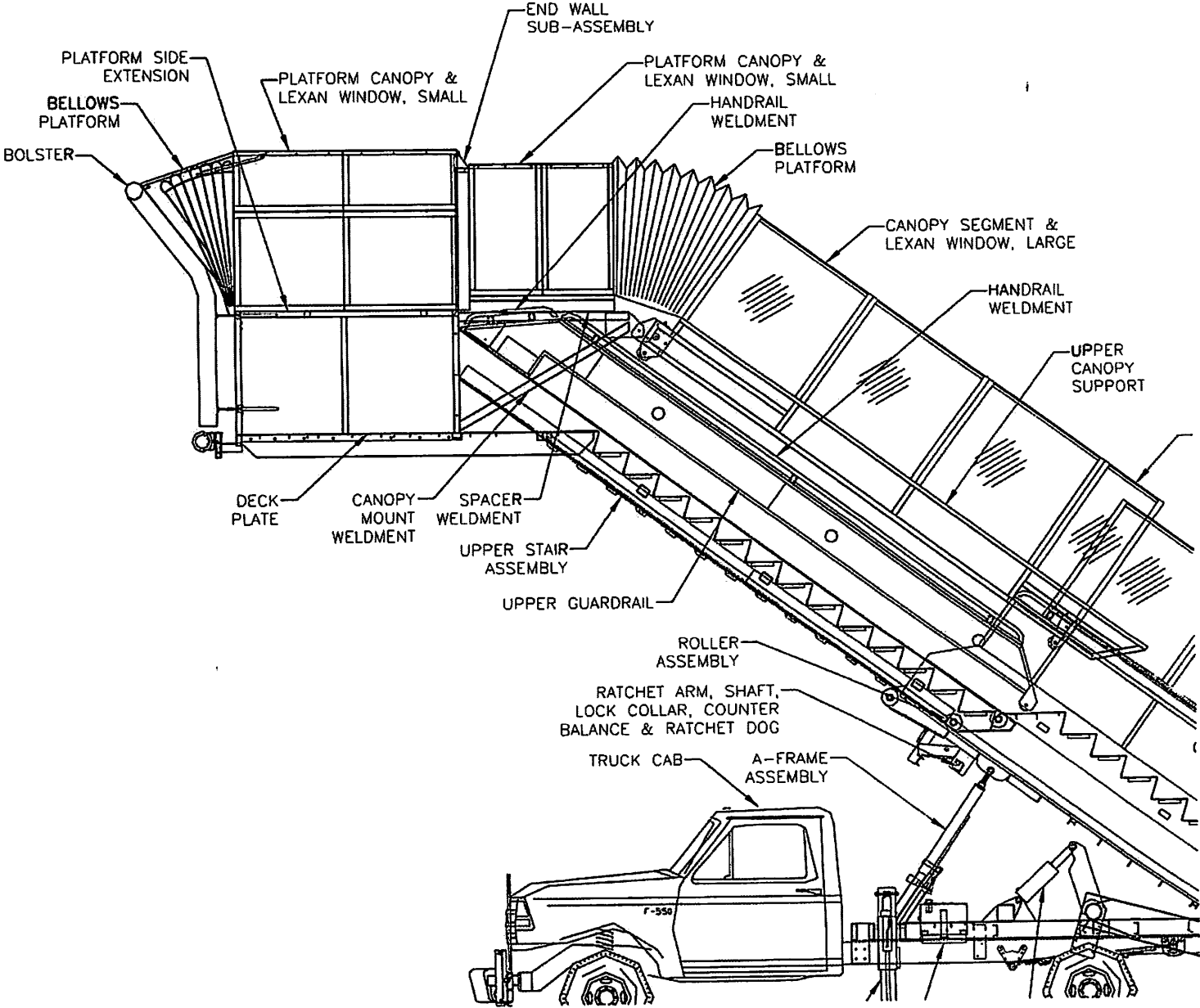
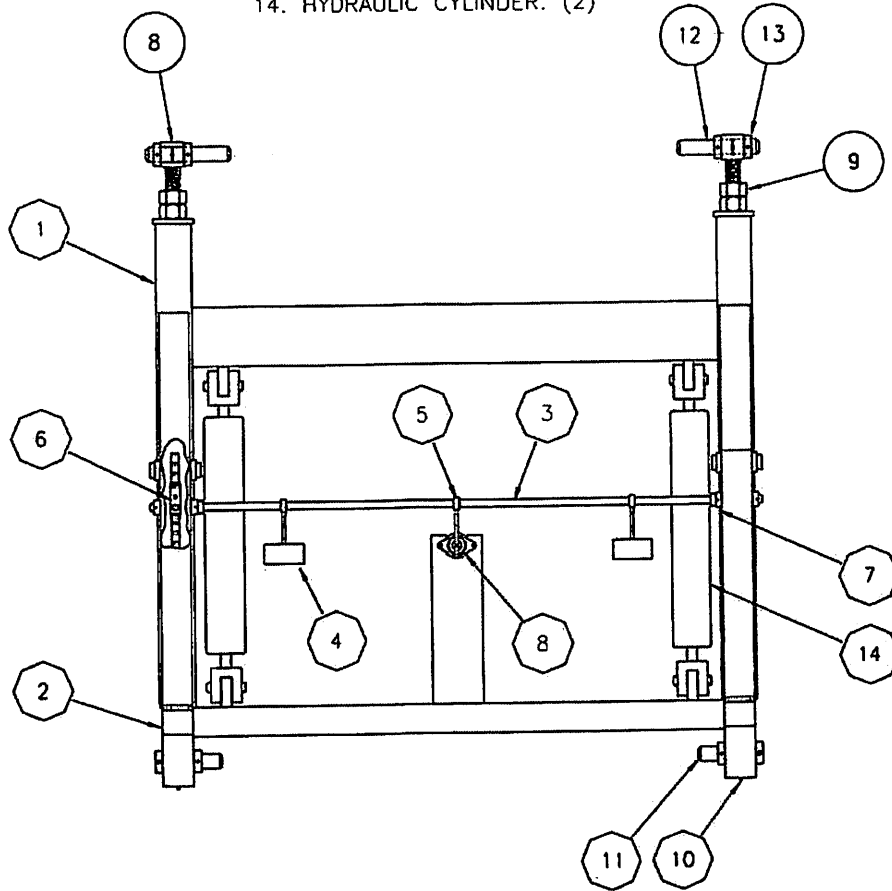


Figure 1.1.1 – A-Frame Assembly

1. UPPER A-FRAME.
2. LOWER A-FRAME.
3. SHAFT.
4. A-FRAME C'BAL. ARM. (2)
5. SOLENOID ACT ARM WELDMENT. (2)
6. A-FRAME RATCHET DOG. (2)
7. SET COLLAR. (2)
8. ROD EYE. (2)
9. NUT. (2)
10. GREASE ZERK. (4)
11. LOWER PIN A-FRAME. (2)
12. UPPER PIN A-FRAME. (2)
13. SET COLLAR 1-3/4 O.D. (8)
14. HYDRAULIC CYLINDER. (2)



020584 A-FRAME ASSEMBLY 53-1/2"

1. The inner A-frame is the lower of the two sections. The base of the inner A-frame is secured by pivot pins to a support bracket welded to the chassis.
2. The outer A-frame is the upper A-frame section. This section slides up and down over the lower section. Two hydraulic cylinders raise or lower the outer frame. The top of the outer frame is attached to the lower stair section.
3. A solenoid released A-frame ratchet assembly, which serves as a backup to the A-frame electric lock valve, mechanically locks the A-frame at various positions in case the electric lock valve fails. The ratchet assembly consists of a ratchet shaft equipped with ratchet dogs, counter-weights, and a solenoid-released ratchet arm. The ratchet dogs lock the outer (upper) A-frame section by engaging stops welded to the outer section. When the A-frame lock release switch is engaged, the solenoid pulls the ratchet arm, which rotates the ratchet shaft, causing the ratchet dogs to swing free of the stops.

1.1.2.2 Lower Stair Section

The lower stair section consists of fifteen steps made from aluminum diamond tread plate and two side panels, which incorporate handrails. Illumination for the stairs is provided by lights installed in the side panels. An aluminum canopy may cover the lower stair section.

1. The lower stair section base is mounted to the stairway sub-frame by means of a mounting shaft, which enables the lower section to pivot when the A-frame is extended.
2. The upper portion of the lower stair section is supported by the A-frame. Rollers at the upper end support the upper stair and permit it to slide freely.
3. A stair ratchet assembly is attached to the underside of the lower stair section. This assembly consists of a ratchet shaft, ratchet dogs, counterweight, and a solenoid released ratchet arm. The ratchet dogs lock the upper stair section in position by engaging stops welded to the bottom of the upper stair section. The stair ratchet is released electrically using the stair lock release switch. When this switch is engaged, the solenoid pulls the ratchet arm, which rotates the ratchet shaft, causing the ratchet dogs to swing free of the stops.

1.1.2.3 Upper Stair Section

The upper stair section consists of fourteen steps fabricated from aluminum diamond tread plate, two side panels with handrails, and the service platform. The upper section is attached to the lower section through a channel on each side of the lower stair section. Two rollers are installed on each side of the lower end of the upper section, enabling the upper section to move up and down smoothly. Plastic bearing strips inside the lower stair channels help prevent lateral stair movement and binding.

An aluminum canopy covers the upper stair section and moves with it. The upper section is raised and lowered by the stairway hydraulic cylinder. The

upper end of this long, slender cylinder is attached to the platform. The lower end of the cylinder is secured at the base of the lower stair.

1.1.2.4 Platform

The platform is part of the upper stairway and is welded to the upper stairway side channels. The platform floor is fabricated from aluminum diamond tread plate. Two platform lights illuminate the platform during night operations. The front of the platform has a rubber bumper to protect aircraft. This truck has a swivel on the bumper to help the stair connect to the aircraft. An aluminum canopy covers the platform and is actuated by the air system. The platform bellows at the end of the platform canopy can extend to the aircraft to seal out weather. The bellows is actuated by the air system.

1.1.3 Stabilizers

Stabilizers are provided at the front and center to stabilize the passenger stairway when the stairs are raised. The stabilizers are actuated electrically by means of a stabilizers control switch in the cab.

1.1.3.1 Front Stabilizers

The front stabilizers are located behind the front bumper and consist of two vertically mounted cylinders with ground pads. Contact switches on each cylinder cause the stabilizers down indicator in the cab to light whenever one of the stabilizer legs is not fully retracted. A pressure switch located near the left front stabilizer cylinder controls the stabilizers set indicator in the cab. This light comes on when the pressure switch signals that all stabilizer cylinders are down and pressurized.

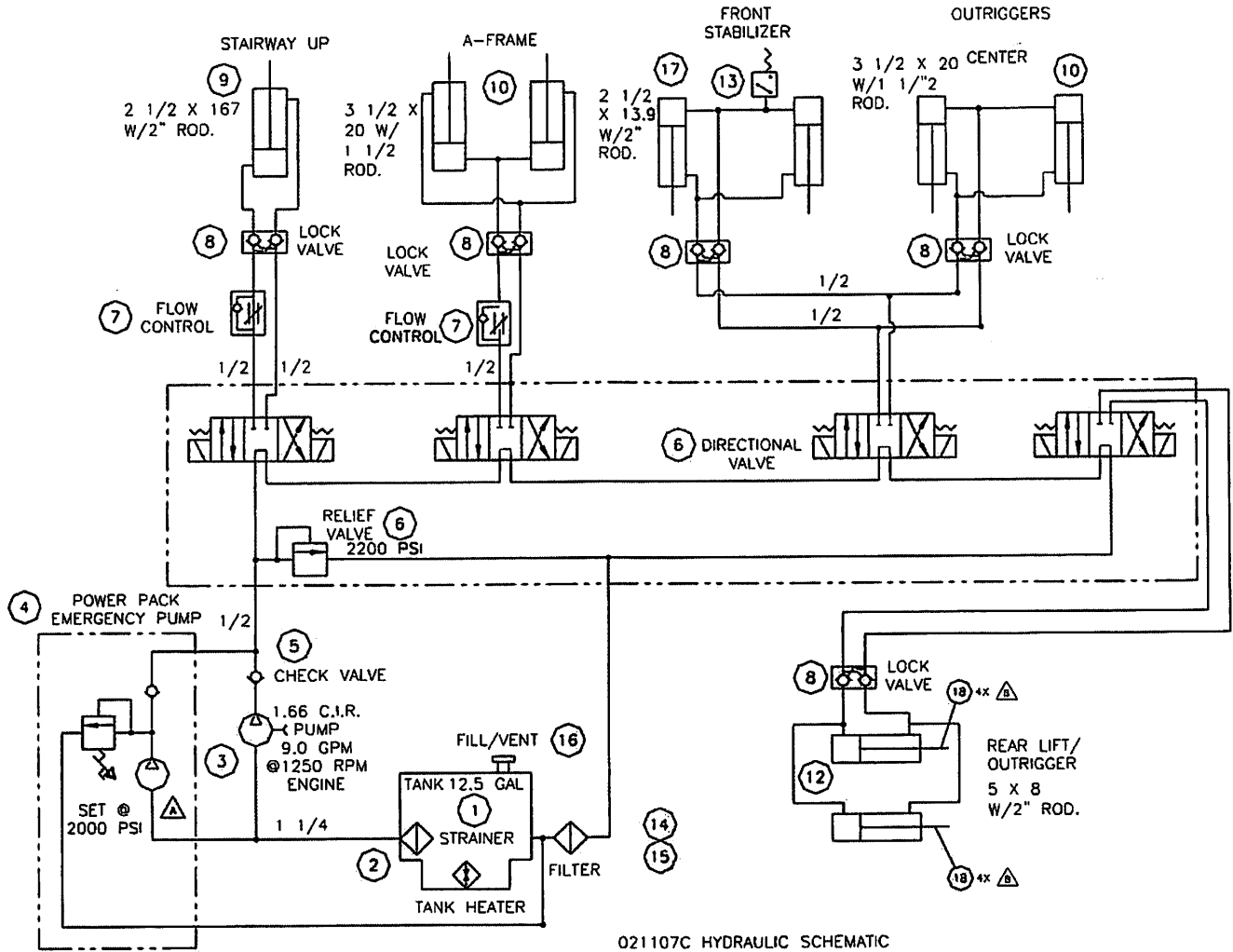
1.1.3.2 Center Stabilizers

The two center stabilizers are located behind the cab and adjacent to the A-frame. Each center stabilizer leg has a separate actuating cylinder inside that leg. Contact switches on the center stabilizers cause the stabilizers down indicator in the cab to light whenever one of the legs is not fully retracted.

1.1.3.3 Rear Stabilizers

The rear stabilizers are located behind the stairway rear wheels. Each one consists of a horizontally mounted ground pad on each side of the stair lifting arm. Contact switches on each rear stabilizer indicate when the stabilizer legs are in contact with the ground.

Figure 1.1.4 – Hydraulic System Schematic



1.1.4 Hydraulic System

The hydraulic system (see *Figure 1.1.4*) provides hydraulic power to raise and lower the upper stairway, the A-frame, and the stabilizers. It consists of the following components:

1.1.4.1 Hydraulic Oil Tank, Pump, and Directional Valve

Component	Description
Hydraulic Oil Tank	This tank is located on the truck bed behind the A-frame. A drain plug is located at the bottom of the tank. A hydraulic oil strainer is provided at the tank outlet. A dipstick is incorporated into the tank fill cap. A clean-out port is located on top of the tank.
Hydraulic Pump	The hydraulic pump is mounted on the left side of the engine compartment and is driven from the engine by two belts. An electric clutch permits the pump to be engaged or disengaged while the engine is running.
Auxiliary Power Pack	The auxiliary power pack is located behind the cab near the directional control valve. This provides emergency power for raising the stabilizer cylinders in case the main power fails.
Check Valves	Check valves are included in the main hydraulic pump line to prevent hydraulic pressure from backing up against either pump when the other pump is used.
Directional Valve (see <i>Figure 1.1.4.1</i>)	The directional control valve is a four-spool, 4-way, solenoid-actuated valve assembly with a pressure relief valve. Each spool is operated independently by control switches in the cab. It is located behind the cab and functions as follows: <ol style="list-style-type: none">1. The stairway control spool controls the flow of hydraulic oil to the stairway lift cylinder.2. The A-frame control spool controls the flow of hydraulic oil to the two A-frame hydraulic cylinders.3. The stabilizers control spool controls the flow of hydraulic oil to the cylinders for the front and center stabilizers.4. The rear tilt control spool controls the flow of oil to the three hydraulic


Component	Description
	cylinders. They raise and lower the rear of the stairway for transport and use.
Pressure Relief Valve	The directional valve is equipped with an adjustable pressure relief valve module.

1.1.4.2 Hydraulic Cylinders

There are nine hydraulic cylinders for raising and lowering the stairway, A-frame, and the stabilizers.

Component	Description
Stairway Cylinder	The stairway cylinder is a double-acting cylinder. This cylinder is located beneath the stairway. A lock valve and a flow control valve are located near the inlet/outlet port of this cylinder.
A-frame Cylinders	The A-frame contains two double-acting cylinders. An electric lock valve and a flow control valve are provided for these two cylinders.
Center Stabilizer Cylinders	The two center stabilizers include individual double-acting cylinders. There is a single lock valve for the two cylinders.
Front Stabilizer Cylinders	Two front stabilizer cylinders are mounted behind the front bumper and are double-acting. The front cylinders are provided with a single lock valve.
Stair Lifting Arm / Rear Stabilizer Cylinder	Two lifting arm cylinders are double acting. They are mounted to the chassis frame and the stair lifting arm. A single lock valve is provided. Note: When Lowering the tail of the Stairway with a low flow of hydraulic oil, the cylinders will emit a chattering sound as oil rushes to fill them. To reduce the noise increase engine speed to increase hydraulic oil flow.

Figure 1.1.4.3 – Hydraulic Directional Control Valve



1.1.4.3 Pressure Switch, Stabilizer Cylinders

A stabilizer pressure switch controls the stabilizers set indicator in the cab. This switch is located near the left front stabilizer cylinder. When all the stabilizer legs are down and pressurized this switch sends a signal to illuminate the stabilizers set indicator.

1.1.4.4 Lock Valves

There are four valves in the hydraulic system. The lock valves trap hydraulic oil under pressure when the pump is shut off, thus locking the cylinders into position. See cylinder table in *Section 1.1.4.2* above for locations. Three lock valves are mechanical. The fifth is an electrically released valve for the A-frame cylinders.

1.1.4.5 Lock Valve, A-frame

A normally closed, two-way, two positioned, solenoid released poppet valve prevents the two A-frame cylinders from lowering. When closed, this lock valve allows free flow of oil into, but not out of, the A-frame cylinders. When the valve is opened (by placing the A-frame control switch in the down position), hydraulic oil flows out of the A-frame cylinders and the A-frame lowers (provided the A-frame ratchet has been released).

1.1.4.6 Flow Control Valves

There are two flow control valves in the system. These adjustable flow control valves are set to assure proper down speed for the stairway and A-

frame. The flow control valves are adjacent to the stairway and A-frame lock valves.

1.1.4.7 Return Line Oil Filter

The return line filter cleans hydraulic oil returning to the tank. It is located at the rear of the hydraulic oil tank. It is not a substitute for regular hydraulic fluid changes.

Figure 1.1.5 - Electrical System Schematic, Page 1

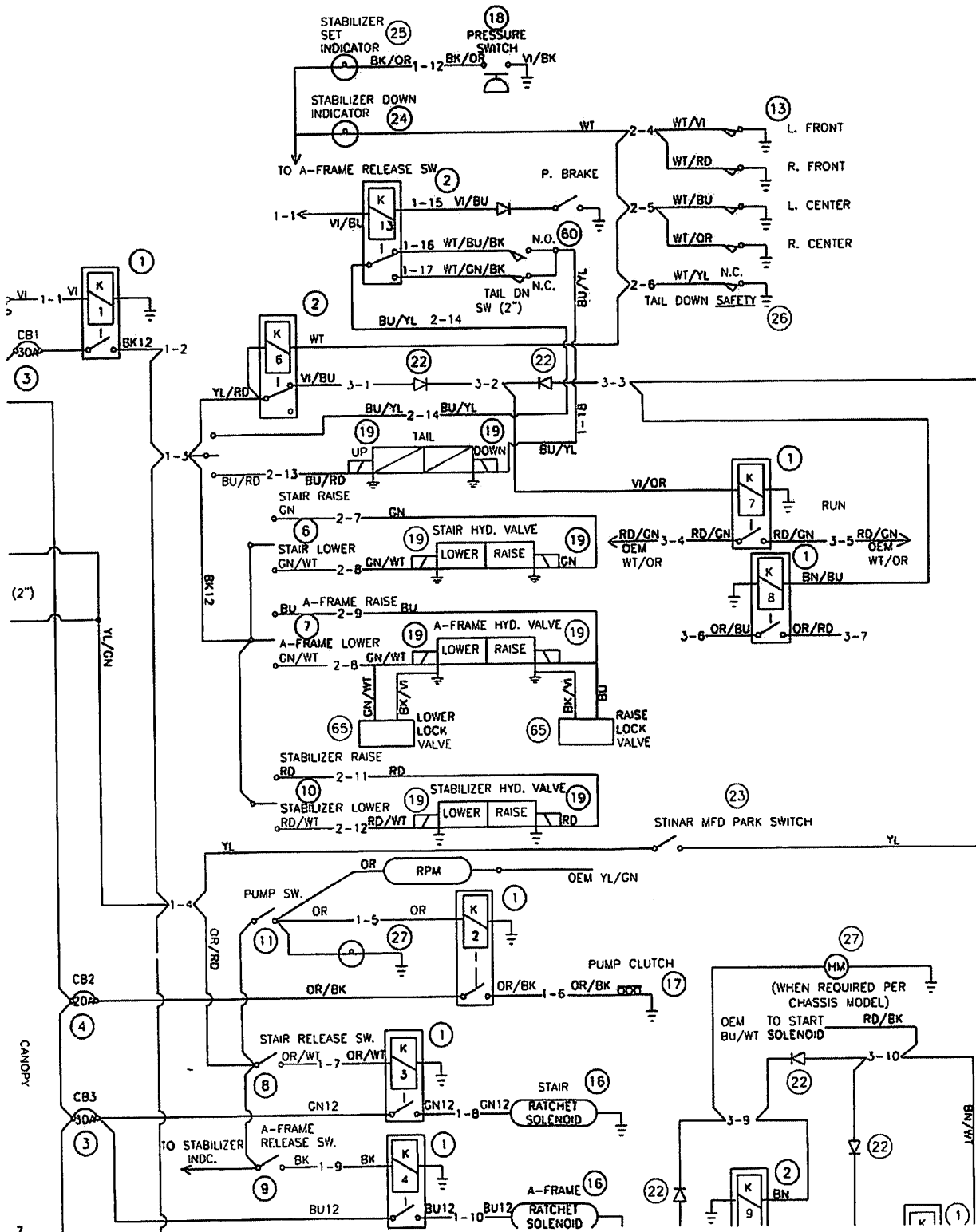


Figure 1.1.5 – Electrical System Schematic, Page 2

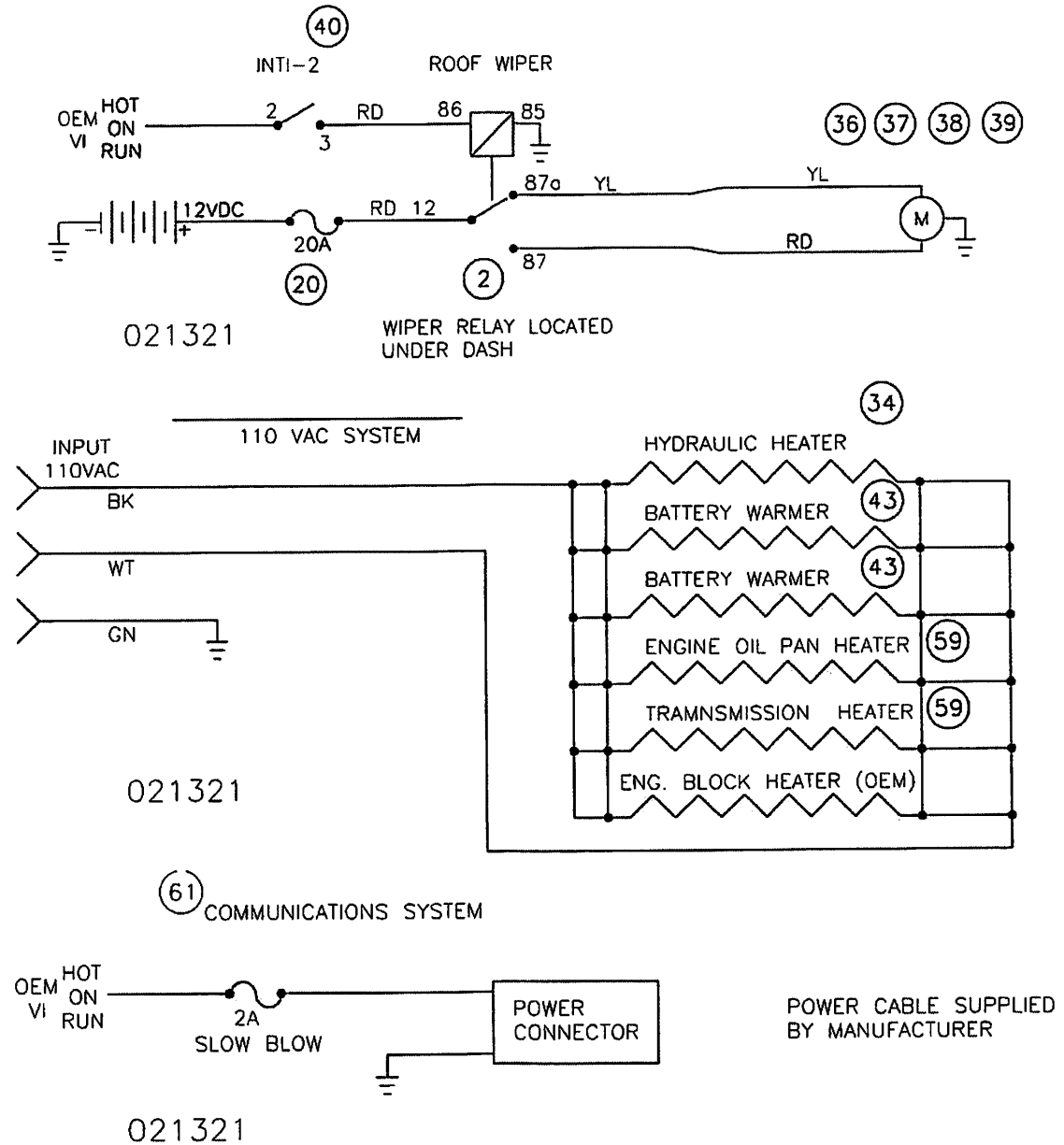
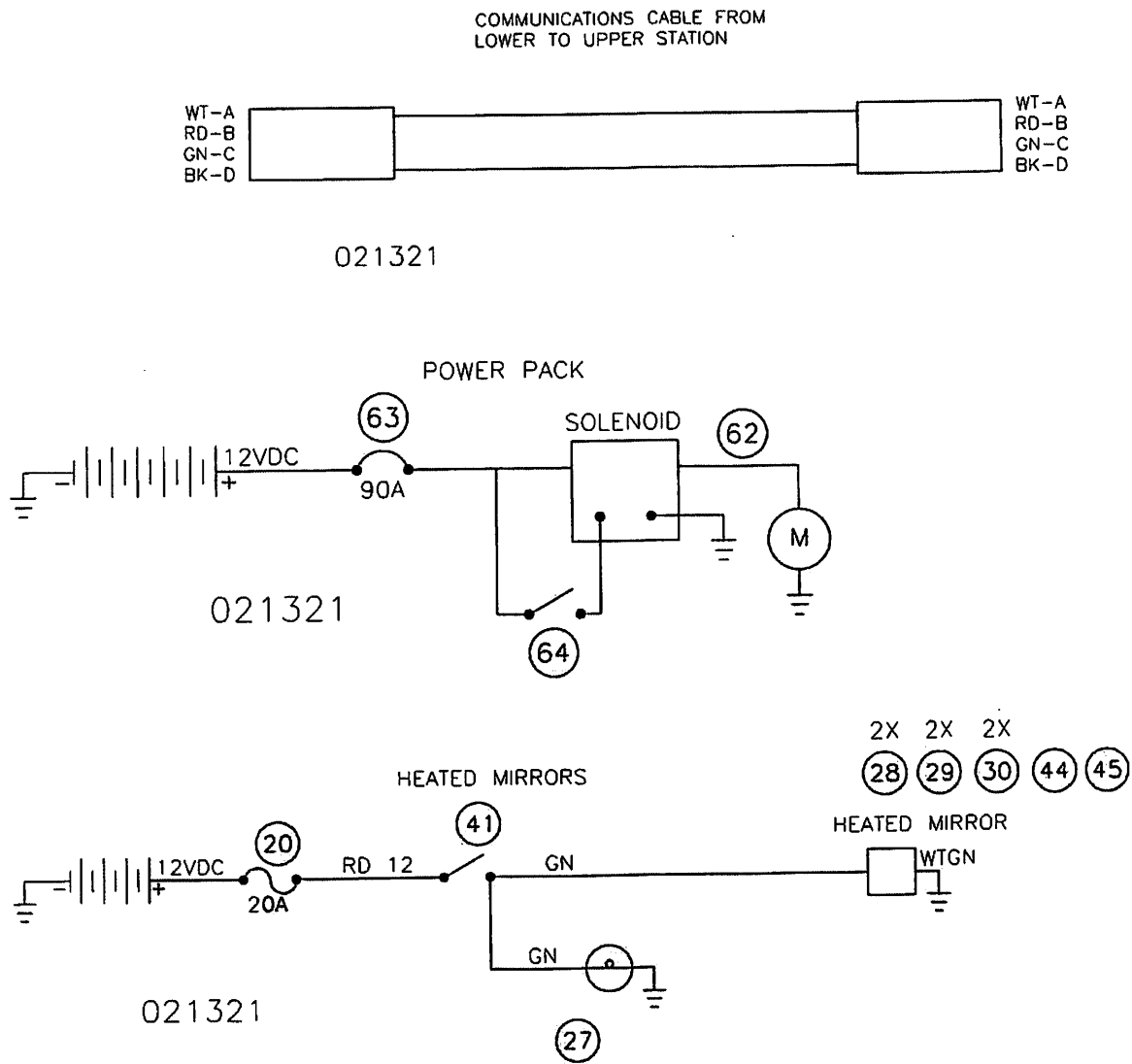


Figure 1.1.5 – Electrical System Schematic, Page 3



1.1.5 Electrical System

The electrical system for the passenger stairway is a 12VDC system powered by the truck battery and alternator. The primary electrical components are described below. See *Figure 1.1.5* for electrical system schematic.

Component	Description
Electrical Box	The master electrical box is located behind the cab on the truck chassis. It contains relays, circuit breakers and diodes.
System Protection Fuse	A 50A "Maxi-fuse" provides overload protection to the wiring between the battery and the electrical box. This fuse is contained inside a fuse holder located near the OEM truck power distribution box on the left front inner fender.
Safety Stop Circuit	Three relays (K6, K7, and K8) function with the parking brake contact switch to prevent driving the stairway with the stabilizers extended. If the stabilizers are not fully retracted, these relays will stop the truck engine when the parking brake is released.
Start Protection Circuit	Two start protection relays (K9 and K10) prevent the starter motor from operating while the truck engine is running.
Hydraulic Pump and Clutch	<ol style="list-style-type: none"> 1. The hydraulic pump is controlled by a pump switch located in the cab. 2. A pump on indicator lights when the pump is engaged. 3. The pump electric clutch transfers engine power to the hydraulic pump when the clutch solenoid is energized by engaging the pump switch. The clutch functions through relay K2.
Stairway Ratchet Solenoid	The stairway ratchet solenoid releases the stairway locking ratchet for lowering the stairway. This solenoid is controlled by the stair lock release switch in the cab.
A-frame Ratchet Solenoid	The A-frame ratchet solenoid releases the A-frame locking ratchet for lowering the A-frame. This solenoid is controlled by the A-frame lock release switch in the cab.

Component	Description
Lock Valve Solenoid	The lock valve solenoid releases the lock valve for the two A-frame hydraulic cylinders. The A-frame control switch in the cab activates this solenoid when placed in the down position.
Solenoid Coils, Directional Valve	Eight solenoid coils located on the three spools of the hydraulic directional control valve actuate these spools to enable extension and retraction of the stairway, A-frame, rear tilt and stabilizers cylinders. These solenoids are energized by operating the stair, A-frame, rear tilt and stabilizers control switches in the cab.
Contact Switches, Stabilizers	Four stabilizer contact switches control the stabilizers down indicator in the cab. These switches make contact only when the stabilizer legs are fully retracted. There is one switch on each leg of the front and center stabilizers.
Pressure Switch, Stabilizers	The stabilizer pressure switch controls the stabilizers set indicator in the cab and is located near the left front stabilizer cylinder. When all the stabilizer legs are down and pressurized this switch sends a signal to illuminate the stabilizers set indicator.
Stairway Lights	Courtesy lights mounted in the upper and lower stair side panels illuminate the stairway during night operations.
Platform Lights	Two courtesy lights fixed into the front of the platform illuminate the platform during night operations.
A-frame Spotlight	A spotlight mounted in the A-frame illuminates the aircraft as it is being approached by the stairway unit.
Lights Switch	The lights control switch on the driver's control panel controls the stairway and platform lights and the A-frame spotlight.

1.2 Operation

This section of the manual contains information on the operating controls and indicators and provides operating procedures for the SPS-5519-B Passenger Stairway. Prior to operating the passenger stairway, all operators and maintenance personnel should become thoroughly familiar with the instructions given in this manual. No instructions listed in this section cover driving the vehicle. The truck owner's manual includes this information.

1.2.1 Operating Controls and Indicators

All controls for operating the unit are located in convenient places and are clearly marked. A description of each control and indicator follows.

1.2.1.1 Cab Controls and Indicators (See Figure 1.2.1.1)


Component	Description
Pump switch	When in the on position (with the ignition engaged), this switch engages the hydraulic pump by actuating the pump electric clutch
Pump Indicator	When lit, this amber light indicates the hydraulic pump is engaged.
Lights switch	When engaged, this switch turns on the stairway and platform lights and the A-frame spotlight.
Stabilizer up/down switch	Engaging this switch extends or retracts the hydraulic cylinders actuating the front and center stabilizers. Placing the switch in the down position lowers the stabilizers. Placing it in the up position raises the stabilizers.
Stabilizers down indicator	When lit, this red light indicates that one of the stabilizer legs is not fully retracted.
Stabilizers set indicator	When lit, this green light indicates that all of the stabilizer legs are fully down and pressurized.
A-frame up/down switch	This switch controls the cylinders that raise the A-frame. Placing the switch in the up position raises the A-frame. Placing it in the down position releases the A-frame lock valve and retracts the cylinders.
A-frame lock release switch	When this switch is held engaged in the A-frame position, it actuates the electric solenoid, which releases the A-frame ratchet. This ratchet is the mechanical lock for the A-frame and prevents it from being lowered unless this switch is engaged.

NOTE This switch is used along with the A-frame lock release switch to lower the A-frame. The A-frame cannot retract unless the ratchet is first released electrically.

NOTE This switch is used along with the stair lock release switch to lower the stairway. The stairway cylinder cannot retract unless the ratchet is first released electrically.

Stair up/down switch	This switch controls the cylinder that raises the upper stair and platform. Placing the switch in the "up" position raises the stairway. Placing it in the "down" position releases the stair cylinder lock valve and retracts the cylinder.
Stair lock release switch	When this switch is held engaged, it actuates the electric solenoid, which releases the stairway ratchet. This ratchet is the mechanical lock for the stairway and prevents it from being lowered unless this switch is engaged.
Hour Meter	The hour meter keeps track of the amount of hours the truck engine has been run. It is part of the truck's digital odometer.
Spotlight switch	When this switch is engaged, it turns on the spotlight.
Roof Window Wiper Switch	Runs roof window wiper.
Tail UP/DOWN Switch	Tilts the rear of the vehicle up and down. The tail should be up for transport and down when engaging the aircraft.


Figure 1.2.1.1– Cab Controls and Indicators



1.2.1.2 Auxiliary Power Pack

The power pack is located directly behind the cab, adjacent to the hydraulic oil reservoir. The power pack is intended for emergency operation only, in the event the power to the primary hydraulic pump cannot be used. In the event the engine driven pump is inoperative, the power pack may be used to start the pump and raise and lower the upper staircase and raise the stabilizer jacks so the vehicle can be moved away from the aircraft.

Figure 1.2.1.2 – Power Pack



1.2.2 Pre-Operation Checks

1. Check truck engine oil, coolant, and fuel levels.
2. Check all belts for proper tension. Adjust tension if necessary.
3. Check the tires for cuts, abrasions, and proper inflation pressure.
5. Perform a general all-around visual inspection and equipment check of the entire unit. Special attention should be given to the possibility of hydraulic leaks due to damage or wear. Check all hydraulic system tubing, fittings, and actuating components for hydraulic leaks.
6. Check all markings and nameplates for legibility.
7. Check level of hydraulic oil in the hydraulic oil tank.
8. Inspect chassis-cab in accordance with the guidelines of the U.S. Air Force. Inspect the interior of the control cab for loose connections and wire harness cuts or abrasions. Check to see that the auxiliary battery charger has been wrapped in protective paper and bound in place on the floor.
9. Check parking brake action and ensure that brake engages and releases properly.
10. Check horn, mirrors, wipers, safety belt, and all other safety equipment for proper operation. Check truck chassis for loose or damaged components, including broken window glass and lights, and cab body dents or cracks.
11. Make sure that all lights function. Include all vehicle lights, stairway and platform courtesy lights and A-frame spotlight in the check.
12. Make sure that the stairs are free from any objects that could cause personnel to fall or slip. Check the staircase assembly for loose or missing side panels and frayed or cut electrical cables and hydraulic hose.
13. Check to see that an extra ignition key is in the truck glove compartment.
14. Perform any other checks required by U.S. Air Force regulations.



CAUTION! Always determine hydraulic oil level and fill tank to proper level with all hydraulic cylinders fully retracted. Overfilling may occur if cylinders are not retracted which may damage the system.



WARNING! The unit is not electrically grounded. Do not allow any part of the unit to come into contact with electrically charged wires. Look up before raising stairway and platform. **STAY OFF STAIRS AND PLATFORM WHILE OPERATING VEHICLE.**



CAUTION! Failure to follow towing procedure may result in transmission damage.



WARNING! DO NOT EXCEED 25 MPH WHEN CANOPY IS INSTALLED!

1.2.3 Operating Procedures

1.2.3.1 Engine and Transmission

Operating the Engine

To operate the engine, refer to the Ford truck operator's manual for recommended engine starting and operating procedures.

Operating the Transmission

The transmission is a 5-speed automatic transmission. Operate transmission in accordance with operating instructions in the Ford truck operator's manual.

Towing

It is not possible to start the engine by towing the truck. Take extreme care when towing the vehicle. Before towing or pushing a disabled vehicle, disconnect the driveline or lift the drive wheels off the ground. When towing, always follow towing procedures in truck operator's manual.

1.2.3.2 Driving Vehicle

1. Drive vehicle with stairway fully retracted except when positioning stairway.
2. Never attempt to move stairway unless stabilizers are fully raised.
3. All applicable government and facility traffic and vehicular regulations shall be complied with while operating the stairway unit.

1.2.3.3 Positioning the Stairway

1. Drive vehicle to vicinity of aircraft to be serviced.
2. Position stairway unit in line with the aircraft doorway to be serviced, at a distance of 20 to 30 feet from the aircraft.
3. Engage hydraulic pump by operating pump control switch.
4. Raise the A-frame until the platform is approximately level.
5. Press and hold the lock switch and the A-frame switch in the down position until the lock engages.
6. Raise stair to proper aircraft service height by holding the switch in the up position until the stair is just past the latch nearest the position you need. Press and hold both the stair switch and the latch switch in the down position until the latch engages. See *Raising the Stairway* section below.
7. Lower the tail of the stairway until the red down indicator lights. The rear pads of the stairway will be approximately two inches off the ground at this point. Note: When lowering the tail of the Stairway with a low flow of hydraulic oil, the cylinders will emit a chattering sound as oil rushes to fill them. To reduce the noise increase engine speed to increase hydraulic oil flow.
8. You need to drive the vehicle forward to close the 20 foot distance you left between the stairway and the aircraft. Adjust the A-frame up or

down to match the doorsill height. Move ahead slowly toward the aircraft.

9. Now you need to deploy the stabilizers. Put the truck transmission into Park and set the parking brake. Extend the stabilizers by holding the switch in the down position, this turns on the red stabilizer down indicator light. Keep holding the switch until the green stabilizer set indicator light comes on.
10. Lower the tail of the vehicle by pressing and holding the TAIL switch down until the rear stabilizer pads contact the ground.
11. Lowering the stabilizers will move the stairway up and away from the aircraft. Activate the A-frame lock switch to disengage the lock and lower the A-frame until the platform is in correct alignment with the doorsill. It should be noted that the operator should move the A-frame up to move the platform up and away from the aircraft.
12. With the platform in correct position, you may now extend the stairway canopy bellows. The switch is located on the platform control panel. Extend the bellows by pressing and holding the switch until the bellows is fully extended. You are now ready for passengers to use the stairs.

NOTE The parking brake must be fully engaged in order to lower the stabilizers. If the parking brake is released while the stabilizers are lowered, the truck engine will stall.

1.2.3.4 Raising the Stairway

1. Engage hydraulic pump by operating pump control switch.
2. Raise stairway by holding stair control switch in up position until upper stairs are at correct aircraft height.
3. Lower the stairway by engaging the stairway lock switch. While engaging the stairway lock switch, place and hold stair control switch in down position until mechanical lock on stair ratchet engages.

NOTE Stairway should be raised to aircraft-specific service height before adjusting A-frame height.

1.2.3.5 Operating A-Frame

1. Drive vehicle forward until platform bumper is about 10 inches from aircraft.
2. Raise the A-frame by holding the A-frame control switch in the up position until A-frame reaches desired height.
3. Lower the A-frame by engaging the A-frame lock switch. While engaging the A-frame lock switch, place and hold the A-frame control switch in the down position until the platform is at the desired height.

NOTE These procedures are suggested general operating procedures. For specific aircraft servicing, follow procedures specified by U.S. Air Force guidelines.

1.2.3.6 Boarding and Deplaning Passengers

1. Position stairway following procedures above. Adjust stair and A-frame height as needed.
2. Lower the stabilizers by holding the stabilizers control switch in the down position.
3. During night operations, turn on the stairway, platform and A-frame lights by engaging the lights control switch (in cab). Extend the platform canopy bellows by operating the switch located on the platform control panel.

4. Shut off hydraulic pump.
5. Shut off truck engine.
6. Open aircraft door as prescribed in aircraft manual.

1.2.3.7 Lowering the Stairway

1. Close aircraft door as prescribed in aircraft manual.
2. Retract the stairways bellows by pressing and holding the switch until the bellows are fully retracted. You are now ready to move the stairway away from the aircraft.
3. Start stairway truck engine.
4. Engage hydraulic pump by operating pump switch.
5. Raise A-frame to move platform up and away from aircraft.
6. Raise the tail of the vehicle away from the ground by pressing the TAIL switch in the up position.
7. Raise stabilizers by holding stabilizers control switch in up position until stabilizers down indicator is no longer lit. Release the parking brake.
8. The previous procedure may lower the tail of the vehicle back to the ground. Readjust by raising the tail again until the rear stabilizer feet are clear of the ground for driving.
9. Shift the truck transmission out of park and into reverse. Back the unit away from aircraft 20 to 30 feet to permit raising stair.
10. Lower the stairway as follows:
 - a. Raise stairway clear of ratchet (about 1 inch) by placing stair control switch in up position.
 - b. Engage stair lock release switch.
 - c. While holding stair lock release switch engaged, hold stair control switch in down position until the stairway is fully lowered.
 - d. Raise the tail of the stairway by pressing and holding the TAIL switch in the up position until the green Up indicator is lit.
 - e. Raise the A-frame clear of the ratchet by placing the A-Frame control switch in the up position.
 - f. Engage the A-Frame lock release switch.
 - g. While holding the A-Frame lock release switch engaged, hold the A-frame control switch in the down position until the stairway is fully lowered. **CAUTION:** Observe the stairway while it is being lowered to be sure the platform does not contact the truck cab.

1.2.4 Emergency Operating Procedures

1.2.4.1 Emergency Raising of Stabilizers Using Power Pack Procedure with electrical power available

1. Ensure that truck parking brake is engaged.
2. Check the hydraulic fluid level is acceptable.
3. Switch on truck ignition. Turn on the auxiliary power pack, and then press the stabilizers UP switch until stabilizers are fully raised.
4. Raise the tail of the stairway off the ground to the fully raised position.

Procedure without electrical power

1. In the event that the power pack is depleted or is not working, jump the power pack with another vehicle, and then press the stabilizers UP switch until stabilizers are fully raised.

Procedure without electrical power to Stabilizer solenoids

2. Locate hydraulic directional valve (*Figure 1.2.4.2*) located directly behind cab.
3. Locate stabilizer up valve spool (*Figure 1.2.4.2*). See placards on valve shroud for location.
4. Push and hold valve spool release button in center of valve spool.
5. While valve spool is held in, engage the power pack until the stabilizers are fully raised.
6. Locate tail up valve spool (*Figure 1.2.4.2*). See placards on valve shroud for location.
7. Push and hold valve spool release button in center of valve spool.
8. While valve spool is held in, engage the power pack until the stabilizers are fully raised.

1.2.4.2 Emergency Manual operation of solenoid valves


1. Locate the emergency release handle, which should be attached to the cover over the solenoid valves.
2. Press and hold the valve spool release button in the center of the valve spool until the action required is completed.

1.2.5 Air Transportability Ratings

Number	Description	Type	Rating
1	Right Front Stabilizer	• Lug (welded)	25,000 lbs
2	Left Front Stabilizer	• Lug (welded)	25,000 lbs
3	Right Front Axle	• Axle	25,000 lbs
4	Left Front Axle	• Axle	25,000 lbs

Number	Description	Type	Rating
5	Right Center Stabilizer	· Lug (welded)	25,000 lbs
6	Left Center Stabilizer	· Lug (welded)	25,000 lbs
7	Right Rear Axle	· Axle	25,000 lbs
8	Left Rear Axle	· Axle	25,000 lbs
9	Right Rear Stair Frame	· Lug (welded)	25,000 lbs
10	Left Rear Stair Frame	· Lug (welded)	25,000 lbs

Figure 1.2.4.2– Control Valve Manual Overrides



Release handle "A"

Release button: Press here
("Stabilizers Up" Shown)

1.3 Operation Specifications and Capabilities

1.3.1 General Specifications

Dimensions	
Overall Length	313 inches (7950 mm)
Overall Width	96 inches (2438 mm)
Overall Height	147 inches (3734 mm)
Maximum Floor Height	228 inches (580 cm)
Minimum Floor Height	96 inches (244 cm)
Load Capacity	
Concentrated Load	500 lbs. (227 kg) on any sq. foot
Static Load	250 lbs. (113 kg) on each step and 1,000 lbs. (454 kg) on platform
Axle Weight	<20,000 lbs. (<9072 kg)
Platform Dimensions	
Length	133 inches (3378 mm)
Width	72 inches (1829 mm)
Step Dimensions	
Width	48 inches (1219 mm)
Depth	12 inches (305 mm)
Rise	7 inches (178 mm)
Railing Height	42 inches (1067 cm)

1.3.2 Truck Cab and Chassis

Manufacturer	Ford Motors
NSN- 1730-01-559-5063YW	
Model	F-550 4x2 (2008)
Wheelbase	165 inches (4191 mm)
Chassis Weight Ratings	
GVWR	19,500 pounds (8618 kg)
GAWR Front	7,000 pounds (3175 kg)
GAWR Rear	13,660 pounds (6196 kg)
Engine	
Manufacturer	Ford
Model	350 hp engine
Type	Turbo Diesel
Displacement	6.4l V-8
Horsepower	190 GHP @ 2600 rpm
Torque	387 lb-ft @ 1500 rpm
Engine Fluid Capacities	
Truck Fuel Tank (turbo	40 U.S. gallons (151 L)

diesel)	
Transmission	5-speed automatic
Tires	
Size	LT225/70R19.5G w/four-wheel disc brakes and all-wheel ABS
Rims	19.5x6.0RM 8-hole disc steel wheels
Inflation Pressure (Cold)	
Front	95 psi (655 kPa)
Dual Rear	100 psi (690 kPa)
Electrical System	12V, 750 CCA/78A

1.3.3 Hydraulic System

Type	Engine driven pump
Hydraulic Pump	
Manufacturer	Harper Industries
Type	Rotary gear (coupled to clutch)
Displacement	1.24 cu. in. (20 cc) per revolution
Nominal Rated Flow	9 GPM (35 lpm)
Maximum Rated Pressure	3000 psi (207 bar)
Auxiliary Hydraulic Pump	
Manufacturer	Fenner
Type	12VDC
Displacement	0.122cu. in. per rev
Working Pressure	2,500 psi relief
Hydraulic Cylinder, Stairway	
Type	Double acting, single stage
Bore	2 ½ inches (63.5 mm)
Stroke	164 ¾ inches (4185 mm)
A-frame Cylinder (2)	
Type	Double acting, single stage
Bore	3 ½ inches (88.9 mm)
Stroke	20 inches (508 mm)
Hydraulic Cylinder, Front Stabilizers (2) and Rear Stabilizers (2)	
Type	Double acting, single stage
Bore	2 ½ inches (63.5 mm)
Stroke	13.7 inches (348 mm)
Hydraulic Cylinder, Center Stabilizers (2)	
Type	Double acting, single stage
Bore	3 ½ inches (88.9 mm)

Stroke	20 inches (508 mm)
Hydraulic Cylinder, Tall Tilt Tie-Rod 2" Rod (50.8 mm)(3)	
Type	Double acting, single stage
Bore	5 inches (127 mm)
Stroke	8 inches (203 mm)
Pressure Relief Valve	
Type	Adjustable, part of hydraulic control valve
Recommended Setting	2200 psi (152 bar)
Filtration	
Return Line	10 micron, spin-on canister
Suction Line	25 GPM (95 lpm) flow, 100 mesh strainer
Reservoir Capacity	12.5 U.S. gallons (47 liters)

Stinar, LLC

PO Box 127
 500 Stinar Way
 Blooming Prairie, MN 55917

Quote

Date	Quote #
10/3/2023	39037

Name / Address
Albany Int'l Airport Fire Department 10 Jet Way Dr. Albany, NY 12211 USA

Reference	Terms	Delivery Date	Rep	FOB	PO Number	Expires
ARFF Symposiu...	50% down, 50% ...	10/3/2023	JM	Origin		12-15-23
Description			Qty	Unit Price	U/M	Ext Price
SPS-3518 Commercial Stairs			1	339,345.00	Ea	339,345.00
4x2 CAB CHASSIS DRW CLASS 5 GAS (Ram 5500 in stock)			1	57,000.00	Ea	57,000.00
<p>CHASSIS PRICE IS AN ESTIMATE AND IS NOT BOUND ON THIS QUOTE FOR 60 DAYS. CHASSIS PRICE MAY INCREASE +/- 10% DEPENDENT ON MARKET, AVAILABILITY, AND CHASSIS ASSIGNMENT TO THE BUILD SCHEDULE BASED ON TIME OF ORDER AND DELIVERY</p> <p>Complete Vinyl wrap included Warranty - 36-Months Training - Onsite training included following delivery of SPS-3518</p>						
Freight to be determined					Total	\$396,345.00

Phone #	Fax #	E-mail	Web Site
651.454.5112	507-572-1201	sales@stinar.com	www.stinar.com

AGENDA ITEM NO. 11

Authorization of Change Orders

AGENDA ITEM NO. 11.1

**Change Orders 1-5: Authorization to Award
Change Orders 1-5 to Construction Contract
21-1082-GC for the Pre-TSA Terminal
Expansion to MLB Construction Services, LLC.**

AGENDA ITEM NO: 11.1
MEETING DATE: January 23, 2024

ALBANY COUNTY AIRPORT AUTHORITY
REQUEST FOR AUTHORIZATION

DEPARTMENT: *Planning and Engineering*
Contact Person: *John LaClair, P.E., Chief Engineer*

ACAA APPROVED
01/23/2024

PURPOSE OF REQUEST:

Change Orders 1-5: *Authorization to Award Change Orders 1-5 to Construction Contract 21-1082-GC for the Pre-TSA Terminal Expansion to MLB Construction Services, LLC.*

CONTRACT AMOUNT:

Base:	\$32,796,900.00
Change Order #1	49,999.00*
Change Order #2	49,999.00*
Change Order #3	49,999.00*
Change Order #4	113,499.81*
Change Order #5	<u>188,732.19*</u>
Total:	\$33,249,129.00

**Pending approval at this meeting.*

BUDGET INFORMATION:

Anticipated in Current ALB Capital Plan: Yes No NA
Funding Account No.: CPN 50-2021

AWARD CONDITIONS MET:

Apprenticeship DBE MWBE

Service Disable Veteran Owned Business (SDVOB) N/A

FISCAL IMPACT - FUNDING (Dollars or Percentages)

Federal N/A State 100% Airport N/A
Term of Funding: 2023-2025
Grant No.: N/A STATE PIN: N/A

AGENDA ITEM NO: 11.1
MEETING DATE: January 23, 2024

JUSTIFICATION:

Request to approve Change Order's #1-5 for Contract # 21-1082-GC for the Pre-TSA Terminal Expansion to qualified low bidder MLB Construction Services, LLC Malta, NY for a total of \$452,229.00. Change Orders #1-3 are for MLB's micropile subcontractor's proposal to eliminate the need for any contingent depressurization wells to be used to mitigate any issues that arrive during the drilling and installation of the micropiles. Change Orders #4 & 5 are for the additional work items required by NYS Code to insure the safety of the passengers and employees for the temporary queuing platform. These items include fire rated decking, two layers of sheetrock ceiling on the first level for fire protection, upgrade sprinkler system, seismic bracing and toe panels for the emergency stairs and fire alarm reconfiguration.

CHIEF EXECUTIVE OFFICER'S RECOMMENDATION:

Recommend approval.

FINAL AGREEMENT SUBJECT TO APPROVAL BY COUNSEL: YES NA

PROCUREMENT DEPARTMENT APPROVAL:

Procurement complies with Authority Procurement Guidelines and Chief Financial Officer has approved. YES NA

BACK-UP MATERIAL:

Please refer to the attached Change Order backup information compiled by Turner Construction Company.



AIA Document G731™ – 2019

Change Order, Construction Manager as Adviser Edition

PROJECT: *(name and address)*
Albany County Airport Authority
Terminal Expansion
737 Albany Shaker Road
Albany New York 12211

OWNER: *(name and address)*
Albany County Airport Authority
737 Albany Shaker Road
Albany New York 12211

CONTRACTOR: *(name and address)*
MLB Construction Services LLC
1 Stonebreak Road
Malta, New York 12020

CONTRACT INFORMATION:
Contract For: General Construction
[1082-GC]
Date: 08/28/23

ARCHITECT: *(name and address)*
CHA Consulting Inc.
3 Winners Circle
Albany, New York 12205

CHANGE ORDER INFORMATION:
Change Order Number: 001
Date: 10/18/23

CONSTRUCTION MANAGER: *(name and address)*
Turner Construction Company
1 Computer Drive South
Albany, New York 12205

THE CONTRACT IS CHANGED AS FOLLOWS:

(Insert a detailed description of the change and, if applicable, attach or reference specific exhibits. Also include agreed upon adjustments attributable to executed Construction Change Directives.)

- 1. PCO-009a [NOC-001] Cost of Alternate Micropile Installation - Pressure Grout Drill Rig Equipment + Credit for Original Micropile Drill Equipment [Add \$49,999.00]

**Alternate method of micropile installation proposed by MLB will eliminate the known artesian aquifer impact during micropile installation. This proposed method installs grout under pressure ahead of the micropile drilling to seal the grout to the pile casing eliminating the risk of upward artesian pressure and flow.

The original Contract Sum was	\$	32,796,900.00
Net change by previously authorized Change Orders	\$	0.00
The Contract Sum prior to this Change Order was	\$	32,796,900.00
The Contract Sum will be increased by this Change Order in the amount of	\$	49,999.00
The new Contract Sum including this Change Order will be	\$	32,846,899.00

The Contract Time will be increased by Zero (0) days.

The Contractor's Work shall be substantially complete on May 1, 2024 for Phase 1-2, August 7, 2024 for Phase 3a -4c and November 12, 2024 for Sitework.

NOTE: This Change Order does not include adjustments to the Contract Sum or Guaranteed Maximum Price, or the Contract Time, that have been authorized by Construction Change Directive until the cost and time have been agreed upon by both the Owner and Contractor, in which case a Change Order is executed to supersede the Construction Change Directive.

NOT VALID UNTIL SIGNED BY THE ARCHITECT, CONSTRUCTION MANAGER, CONTRACTOR, AND OWNER.

CHA Consulting Inc.
ARCHITECT *(Firm name)*

SIGNATURE

PRINTED NAME AND TITLE
Jordan Hudak - Business Practice Leader

DATE:

MLB Construction Services
CONTRACTOR *(Firm name)*

Turner Construction Company
CONSTRUCTION MANAGER *(Firm name)*

SIGNATURE
Robert Wagner
PRINTED NAME AND TITLE
Robert Wagner - Sr. Project Manager

DATE:

Albany County Airport Authority
OWNER *(Firm name)*

SIGNATURE

SIGNATURE

PRINTED NAME AND TITLE

Jeff Lino - Vice President

PRINTED NAME AND TITLE

Phil Calderone - Chief Executive Officer

DATE:

DATE:

1082-GC CHANGE ORDER #001

\$49,999.00

- Draft AIA to MLB (Jeff Lino) 11.13.23 No reply
- Draft AIA to Tara Collins 11.20.23
- AIA from Tara Collins 11.21.23 Rec'd
- AIA Executed by MLB (Jeff Lino) 11.22.23 Sent
- AIA Executed by Turner Construction
- AIA Executed by CHA
- AIA Executed by ACAA
- Backup Provided: PCO-009a



AIA[®]

Document G731™ – 2019

Change Order, Construction Manager as Adviser Edition

PROJECT: <i>(name and address)</i> Albany County Airport Authority Terminal Expansion 737 Albany Shaker Road Albany New York 12211	CONTRACT INFORMATION: Contract For: General Construction [1082-GC] Date: 08/28/23	CHANGE ORDER INFORMATION: Change Order Number: 001 Date: 10/18/23
OWNER: <i>(name and address)</i> Albany County Airport Authority 737 Albany Shaker Road Albany New York 12211	ARCHITECT: <i>(name and address)</i> CHA Consulting Inc. 3 Winners Circle Albany, New York 12205	CONSTRUCTION MANAGER: <i>(name and address)</i> Turner Construction Company 1 Computer Drive South Albany, New York 12205
CONTRACTOR: <i>(name and address)</i> MLB Construction Services LLC 1 Stonebreak Road Malta, New York 12020		

THE CONTRACT IS CHANGED AS FOLLOWS:

(Insert a detailed description of the change and, if applicable, attach or reference specific exhibits. Also include agreed upon adjustments attributable to executed Construction Change Directives.)

1. PCO-009a [NOC-001] Cost of Alternate Micropile Installation - Pressure Grout Drill Rig Equipment + Credit for Original Micropile Drill Equipment [Add \$49,999.00]

**Alternate method of micropile installation proposed by MLB will eliminate the known artesian aquifer impact during micropile installation. This proposed method installs grout under pressure ahead of the micropile drilling to seal the grout to the pile casing eliminating the risk of upward artesian pressure and flow. MLB accepts all schedule and cost impacts for the entire project if the alternate method does not work.

The original Contract Sum was	\$	32,796,900.00
Net change by previously authorized Change Orders	\$	0.00
The Contract Sum prior to this Change Order was	\$	32,796,900.00
The Contract Sum will be increased by this Change Order in the amount of	\$	49,999.00
The new Contract Sum including this Change Order will be	\$	32,846,899.00

The Contract Time will be increased by Zero (0) days.

The Contractor's Work shall be substantially complete on May 1, 2024 for Phase 1-2, August 7, 2024 for Phase 3a -4c and November 12, 2024 for Sitework.

NOTE: This Change Order does not include adjustments to the Contract Sum or Guaranteed Maximum Price, or the Contract Time, that have been authorized by Construction Change Directive until the cost and time have been agreed upon by both the Owner and Contractor, in which case a Change Order is executed to supersede the Construction Change Directive.

NOT VALID UNTIL SIGNED BY THE ARCHITECT, CONSTRUCTION MANAGER, CONTRACTOR, AND OWNER.

CHA Consulting Inc.
ARCHITECT *(Firm name)*

Turner Construction Company
CONSTRUCTION MANAGER *(Firm name)*

SIGNATURE
PRINTED NAME AND TITLE
Kelly Melaragno - Sr. Project Manager

SIGNATURE
Robert Wagner
PRINTED NAME AND TITLE
Robert Wagner - Sr. Project Manager

DATE:

DATE:

MLB Construction Services
CONTRACTOR *(Firm name)*

Albany County Airport Authority
OWNER *(Firm name)*

PCO-009a



MLB Construction Services LLC
 One Stone Break Road
 Malta, NY 12020
 Tel: 518-289-1371
 Fax: 518-289-1652

PROPOSAL

SUBMITTED TO: Rob Wagner Turner Construction Company 1 Computer Drive South Albany, NY 12205	PROJECT NAME Albany Airport Terminal Expans	
	PROJECT NO. 23-110	DATE 9/7/23
	PROPOSAL NO. 1	PROPOSAL AMOUNT \$ 49,999.95

Per NOC 1 dated 9/7/2023, MLB Construction Services LLC is pleased to present our proposal for the following:

Utilize pressure grouting system to eliminate known artesian aquifer impact during micropile installation. This proposed method installs grout under pressure ahead of the micropile drilling to seal the grout to the pile casing eliminating the risk of upward artesian pressure and flow. By using this method we eliminate the risk to schedule and excessive costs impact to the owner resulting from artesian flow. This method requires alternate equipment, tool modification, additional equipment and additional grout material.

NOC #1 - Cost for Micropile Alternate installation - Pressure Grout Drill Rig Equipment
 Credit for Original Micropile Drill Rig Equipment


Description	Labor	Material	Equipment	Subcontract	Other	Price
Micropile Alternate Installation - Pressure Grout Drill Rig			\$98,619.00			\$98,619.00
Micropile- Credit original drill rig equipment			\$-51,000.00			\$-51,000.00
					Subtotal:	\$47,619.00
			GC Mark up on Subcontractor 5%	\$47,619.00	5.00%	\$2,380.95
					Total:	\$49,999.95

If you have any questions, please contact me at 518-289-1371.

- We reserve the right to request an extension of time together with additional cost incurred at a later date.
- We request calendar days extension of time for the above work.
- This proposal may be withdrawn by us if not accepted within 10 days.

WE HAVE NOT BEEN DIRECTED TO PROCEED WITH THIS WORK.

OWNER MUST RETURN THIS PROPOSAL WITH THEIR SIGNED APPROVAL SHOWN BELOW BEFORE WORK CAN BEGIN .

Submitted by: 
 Jeffrey Lind
 MLB Construction Services LLC

Approved by: _____
 Date: _____



AIA[®] Document G731[™] – 2019

Change Order, Construction Manager as Adviser Edition

PROJECT: *(name and address)*
Albany County Airport Authority
Terminal Expansion
737 Albany Shaker Road
Albany New York 12211

OWNER: *(name and address)*
Albany County Airport Authority
737 Albany Shaker Road
Albany New York 12211

CONTRACTOR: *(name and address)*
MLB Construction Services LLC
1 Stonebreak Road
Malta, New York 12020

CONTRACT INFORMATION:
Contract For: General Construction
[1082-GC]
Date: 08/28/23

ARCHITECT: *(name and address)*
CHA Consulting Inc.
3 Winners Circle
Albany, New York 12205

CHANGE ORDER INFORMATION:
Change Order Number: 002

Date: 10/18/23

CONSTRUCTION MANAGER: *(name and address)*
Turner Construction Company
1 Computer Drive South
Albany, New York 12205

THE CONTRACT IS CHANGED AS FOLLOWS:

(Insert a detailed description of the change and, if applicable, attach or reference specific exhibits. Also include agreed upon adjustments attributable to executed Construction Change Directives.)

1. PCO-009b [NOC-002] Micropile Alternate Method Cost for Additional Grout Equipment and Associated Tooling Equipment - Tooling and Mounting Bracket [Add \$49,999.00]

**Alternate method of micropile installation proposed by MLB will eliminate the known artesian aquifer impact during micropile installation. This proposed method installs grout under pressure ahead of the micropile drilling to seal the grout to the pile casing eliminating the risk of upward artesian pressure and flow.

The original Contract Sum was	\$ 32,796,900.00
Net change by previously authorized Change Orders	\$ 49,999.00
The Contract Sum prior to this Change Order was	\$ 32,846,899.00
The Contract Sum will be increased by this Change Order in the amount of	\$ 49,999.00
The new Contract Sum including this Change Order will be	\$ 32,896,898.00

The Contract Time will be increased by Zero (0) days.

The Contractor's Work shall be substantially complete on May 1, 2024 for Phase 1-2, August 7, 2024 for Phase 3a -4c and November 12, 2024 for Sitework.

NOTE: This Change Order does not include adjustments to the Contract Sum or Guaranteed Maximum Price, or the Contract Time, that have been authorized by Construction Change Directive until the cost and time have been agreed upon by both the Owner and Contractor, in which case a Change Order is executed to supersede the Construction Change Directive.

NOT VALID UNTIL SIGNED BY THE ARCHITECT, CONSTRUCTION MANAGER, CONTRACTOR, AND OWNER.

CHA Consulting Inc.
ARCHITECT *(Firm name)*

SIGNATURE

PRINTED NAME AND TITLE

Jordan Hudak - Business Practice Leader

DATE:

MLB Construction Services
CONTRACTOR *(Firm name)*

Turner Construction Company
CONSTRUCTION MANAGER *(Firm name)*

SIGNATURE

PRINTED NAME AND TITLE

Robert Wagner - Sr. Project Manager

DATE:

Albany County Airport Authority
OWNER *(Firm name)*

SIGNATURE

SIGNATURE

PRINTED NAME AND TITLE

Jeff Lino - Vice President

PRINTED NAME AND TITLE

Phil Calderone - Chief Executive Officer

DATE:

DATE:

1082-GC CHANGE ORDER #002

\$49,999.00

- Draft AIA to MLB (Jeff Lino) 11.13.23 No REAM
- Draft AIA to Tara Collins 11.20.23
- AIA from Tara Collins 11.21.23
- AIA Executed by MLB (Jeff Lino) 11.22.23 Sent
- AIA Executed by Turner Construction
- AIA Executed by CHA
- AIA Executed by ACAA
- Backup Provided: PCO-009b



AIA[®] Document G731[™] – 2019

Change Order, Construction Manager as Adviser Edition

PROJECT: <i>(name and address)</i> Albany County Airport Authority Terminal Expansion 737 Albany Shaker Road Albany New York 12211	CONTRACT INFORMATION: Contract For: General Construction [1082-GC] Date: 08/28/23	CHANGE ORDER INFORMATION: Change Order Number: 002 Date: 10/18/23
OWNER: <i>(name and address)</i> Albany County Airport Authority 737 Albany Shaker Road Albany New York 12211	ARCHITECT: <i>(name and address)</i> CHA Consulting Inc. 3 Winners Circle Albany, New York 12205	CONSTRUCTION MANAGER: <i>(name and address)</i> Turner Construction Company 1 Computer Drive South Albany, New York 12205
CONTRACTOR: <i>(name and address)</i> MLB Construction Services LLC 1 Stonebreak Road Malta, New York 12020		

THE CONTRACT IS CHANGED AS FOLLOWS:

(Insert a detailed description of the change and, if applicable, attach or reference specific exhibits. Also include agreed upon adjustments attributable to executed Construction Change Directives.)

1. PCO-009b [NOC-002] Micropile Alternate Method Cost for Additional Grout Equipment and Associated Tooling Equipment - Tooling and Mounting Bracket [Add \$49,999.00]

**Alternate method of micropile installation proposed by MLB will eliminate the known artesian aquifer impact during micropile installation. This proposed method installs grout under pressure ahead of the micropile drilling to seal the grout to the pile casing eliminating the risk of upward artesian pressure and flow. MLB accepts all schedule and cost impacts for the entire project if the alternate method does not work.

The original Contract Sum was	\$	32,796,900.00
Net change by previously authorized Change Orders	\$	49,999.00
The Contract Sum prior to this Change Order was	\$	32,846,899.00
The Contract Sum will be increased by this Change Order in the amount of	\$	49,999.00
The new Contract Sum including this Change Order will be	\$	32,896,898.00

The Contract Time will be increased by Zero (0) days.

The Contractor's Work shall be substantially complete on May 1, 2024 for Phase 1-2, August 7, 2024 for Phase 3a -4c and November 12, 2024 for Sitework.

NOTE: This Change Order does not include adjustments to the Contract Sum or Guaranteed Maximum Price, or the Contract Time, that have been authorized by Construction Change Directive until the cost and time have been agreed upon by both the Owner and Contractor, in which case a Change Order is executed to supersede the Construction Change Directive.

NOT VALID UNTIL SIGNED BY THE ARCHITECT, CONSTRUCTION MANAGER, CONTRACTOR, AND OWNER.

CHA Consulting Inc.

ARCHITECT *(Firm name)*

Turner Construction Company

CONSTRUCTION MANAGER *(Firm name)*

SIGNATURE

PRINTED NAME AND TITLE
Kelly Melaragno - Sr. Project Manager

DATE:

SIGNATURE
Robert Wagner

PRINTED NAME AND TITLE
Robert Wagner - Sr. Project Manager

DATE:

MLB Construction Services

CONTRACTOR *(Firm name)*

Albany County Airport Authority

OWNER *(Firm name)*

PCO-009b



MLB Construction Services LLC
 One Stone Break Road
 Malta, NY 12020
 Tel: 518-289-1371
 Fax: 518-289-1652

PROPOSAL

SUBMITTED TO: Rob Wagner Turner Construction Company 1 Computer Drive South Albany, NY 12205	PROJECT NAME Albany Airport Terminal Expans	
	PROJECT NO 23-110	DATE 9/7/23
	PROPOSAL NO. 2	PROPOSAL AMOUNT \$ 49,999.95

Per NOC 2 dated 9/7/2023, MLB Construction Services LLC is pleased to present our proposal for the following:

Utilize pressure grouting system to eliminate known artesian aquifer impact during micropile installation. This proposed method installs grout under pressure ahead of the micropile drilling to seal the grout to the pile casing eliminating the risk of upward artesian pressure and flow. By using this method we eliminate the risk to schedule and excessive costs impact to the owner resulting from artesian flow. This method requires alternate equipment, tool modification, additional equipment and additional grout material.

NOC #2 - Micropile Alternate Method costs for Additional Grout equipment and associated tools for grouting equipment (Tooling and mounting bracket)

Description	Labor	Material	Equipment	Subcontract	Other	Price
Micropile Alternate - Pressure Grout Equipment			\$34,500.00			\$34,500.00
Micropile Alternate Method - Tooling and mounting bracket			\$13,119.00			\$13,119.00
					Subtotal:	\$47,619.00
			GC Mark up on Subcontractor 5%	\$47,619.00	5.00%	\$2,380.95
					Total:	\$49,999.95

If you have any questions, please contact me at 518-289-1371.

- We reserve the right to request an extension of time together with additional cost incurred at a later date.
- We request calendar days extension of time for the above work.
- This proposal may be withdrawn by us if not accepted within 10 days.

WE HAVE NOT BEEN DIRECTED TO PROCEED WITH THIS WORK.

OWNER MUST RETURN THIS PROPOSAL WITH THEIR SIGNED APPROVAL SHOWN BELOW BEFORE WORK CAN BEGIN .

Submitted by: 
 Jeffrey Lino
 MLB Construction Services LLC

Approved by: _____
 Date: _____



AIA[®]

Document G731™ – 2019

Change Order, Construction Manager as Adviser Edition

PROJECT: *(name and address)*
Albany County Airport Authority
Terminal Expansion
737 Albany Shaker Road
Albany New York 12211

OWNER: *(name and address)*
Albany County Airport Authority
737 Albany Shaker Road
Albany New York 12211

CONTRACTOR: *(name and address)*
MLB Construction Services LLC
1 Stonebreak Road
Malta, New York 12020

CONTRACT INFORMATION:
Contract For: General Construction
[1082-GC]
Date: 08/28/23

ARCHITECT: *(name and address)*
CHA Consulting Inc.
3 Winners Circle
Albany, New York 12205

CHANGE ORDER INFORMATION:
Change Order Number: 003
Date: 10/18/23

CONSTRUCTION MANAGER: *(name and address)*
Turner Construction Company
1 Computer Drive South
Albany, New York 12205

THE CONTRACT IS CHANGED AS FOLLOWS:

(Insert a detailed description of the change and, if applicable, attach or reference specific exhibits. Also include agreed upon adjustments attributable to executed Construction Change Directives.)

- 1. PCO-009c [NOC-003] Micropile Alternate Method cost for Additional Grout Material (450 yards) and Additional Grout Equipment - Grapple and Attachment [Add 49,999.00]

****Alternate method of micropile installation proposed by MLB will eliminate the known artesian aquifer impact during micropile installation. This proposed method installs grout under pressure ahead of the micropile drilling to seal the grout to the pile casing eliminating the risk of upward artesian pressure and flow.**

The original Contract Sum was	\$ 32,796,900.00
Net change by previously authorized Change Orders	\$ 99,998.00
The Contract Sum prior to this Change Order was	\$ 32,896,898.00
The Contract Sum will be increased by this Change Order in the amount of	\$ 49,999.00
The new Contract Sum including this Change Order will be	\$ 32,946,897.00

The Contract Time will be increased by Zero (0) days.
The Contractor's Work shall be substantially complete on May 1, 2024 for Phase 1-2, August 7, 2024 for Phase 3a -4c and November 12, 2024 for Sitework.

NOTE: This Change Order does not include adjustments to the Contract Sum or Guaranteed Maximum Price, or the Contract Time, that have been authorized by Construction Change Directive until the cost and time have been agreed upon by both the Owner and Contractor, in which case a Change Order is executed to supersede the Construction Change Directive.

NOT VALID UNTIL SIGNED BY THE ARCHITECT, CONSTRUCTION MANAGER, CONTRACTOR, AND OWNER.

CHA Consulting Inc.

ARCHITECT *(Firm name)*

Turner Construction Company

CONSTRUCTION MANAGER *(Firm name)*

SIGNATURE

SIGNATURE

PRINTED NAME AND TITLE
Jordan Hudak - Business Practice Leader

PRINTED NAME AND TITLE
Robert Wagner - Sr. Project Manager

DATE:

DATE:

MLB Construction Services

CONTRACTOR *(Firm name)*

Albany County Airport Authority

OWNER *(Firm name)*

SIGNATURE

SIGNATURE

PRINTED NAME AND TITLE

Jeff Lino - Vice President

PRINTED NAME AND TITLE

Phil Calderone - Chief Executive Officer

DATE:

DATE:

1082-GC CHANGE ORDER #003

\$49,999.00

- Draft AIA to MLB (Jeff Lino) *No Reply*
- Draft AIA to Tara Collins *11.20.23*
- AIA from Tara Collins *11.21.23*
- AIA Executed by MLB (Jeff Lino) *11.22.23 SENT*
- AIA Executed by Turner Construction
- AIA Executed by CHA
- AIA Executed by ACAA
- Backup Provided: PCO-009c



AIA[®] Document G731[™] – 2019

Change Order, Construction Manager as Adviser Edition

PROJECT: <i>(name and address)</i> Albany County Airport Authority Terminal Expansion 737 Albany Shaker Road Albany New York 12211	CONTRACT INFORMATION: Contract For: General Construction [1082-GC] Date: 08/28/23	CHANGE ORDER INFORMATION: Change Order Number: 003 Date: 10/18/23
OWNER: <i>(name and address)</i> Albany County Airport Authority 737 Albany Shaker Road Albany New York 12211	ARCHITECT: <i>(name and address)</i> CHA Consulting Inc. 3 Winners Circle Albany, New York 12205	CONSTRUCTION MANAGER: <i>(name and address)</i> Turner Construction Company 1 Computer Drive South Albany, New York 12205
CONTRACTOR: <i>(name and address)</i> MLB Construction Services LLC 1 Stonebreak Road Malta, New York 12020		

THE CONTRACT IS CHANGED AS FOLLOWS:

(Insert a detailed description of the change and, if applicable, attach or reference specific exhibits. Also include agreed upon adjustments attributable to executed Construction Change Directives.)

1. PCO-009c [NOC-003] Micropile Alternate Method cost for Additional Grout Material (450 yards) and Additional Grout Equipment - Grapple and Attachment [Add 49,999.00]

****Alternate method of micropile installation proposed by MLB will eliminate the known artesian aquifer impact during micropile installation. This proposed method installs grout under pressure ahead of the micropile drilling to seal the grout to the pile casing eliminating the risk of upward artesian pressure and flow. MLB accepts all schedule and cost impacts for the entire project if the alternate method does not work.**

The original Contract Sum was	\$ 32,796,900.00
Net change by previously authorized Change Orders	\$ 99,998.00
The Contract Sum prior to this Change Order was	\$ 32,896,898.00
The Contract Sum will be increased by this Change Order in the amount of	\$ 49,999.00
The new Contract Sum including this Change Order will be	\$ 32,946,897.00

The Contract Time will be increased by Zero (0) days.

The Contractor's Work shall be substantially complete on May 1, 2024 for Phase 1-2, August 7, 2024 for Phase 3a -4c and November 12, 2024 for Sitework.

NOTE: This Change Order does not include adjustments to the Contract Sum or Guaranteed Maximum Price, or the Contract Time, that have been authorized by Construction Change Directive until the cost and time have been agreed upon by both the Owner and Contractor, in which case a Change Order is executed to supersede the Construction Change Directive.

NOT VALID UNTIL SIGNED BY THE ARCHITECT, CONSTRUCTION MANAGER, CONTRACTOR, AND OWNER.

CHA Consulting Inc.

ARCHITECT *(Firm name)*

Turner Construction Company

CONSTRUCTION MANAGER *(Firm name)*

SIGNATURE

SIGNATURE

PRINTED NAME AND TITLE

Robert Wagner

Kelly Melaragno - Sr. Project Manager

PRINTED NAME AND TITLE

Robert Wagner - Sr. Project Manager

DATE:

DATE:

MLB Construction Services

Albany County Airport Authority

CONTRACTOR *(Firm name)*

OWNER *(Firm name)*

PCO-009c



MLB Construction Services LLC
 One Stone Break Road
 Malta, NY 12020
 Tel: 518-289-1371
 Fax: 518-289-1652

PROPOSAL

SUBMITTED TO:
 Rob Wagner
 Turner Construction Company
 1 Computer Drive South
 Albany, NY 12205

PROJECT NAME Albany Airport Terminal Expans	
PROJECT NO. 23-110	DATE 9/7/23
PROPOSAL NO. 3	PROPOSAL AMOUNT \$ 49,999.95

Per NOC 3 dated 9/7/2023, MLB Construction Services LLC is pleased to present our proposal for the following:

Utilize pressure grouting system to eliminate known artesian aquifer impact during micropile installation. This proposed method installs grout under pressure ahead of the micropile drilling to seal the grout to the pile casing eliminating the risk of upward artesian pressure and flow. By using this method we eliminate the risk to schedule and excessive costs impact to the owner resulting from artesian flow. This method requires alternate equipment, tool modification, additional equipment and additional grout material.

NOC # 3 - Micropile Alternate Method costs for Additional Grout Material (450 yds) and Additional Grout Equipment (Grapple and Attachment)


Description	Labor	Material	Equipment	Subcontract	Other	Price
Micropile Alternate - Additional Grout Material 450yds		\$29,800.00				\$29,800.00
Micropile Alternate - Grapple and Attachment			\$17,819.00			\$17,819.00
					Subtotal:	\$47,619.00
				GC Mark up on Subcontractor 5%	5.00%	\$2,380.95
					Total:	\$49,999.95

If you have any questions, please contact me at 518-289-1371.

- We reserve the right to request an extension of time together with additional cost incurred at a later date.
- We request calendar days extension of time for the above work.
- This proposal may be withdrawn by us if not accepted within 10 days.

WE HAVE NOT BEEN DIRECTED TO PROCEED WITH THIS WORK.

OWNER MUST RETURN THIS PROPOSAL WITH THEIR SIGNED APPROVAL SHOWN BELOW BEFORE WORK CAN BEGIN.

Submitted by: 
 Jeffrey Lind
 MLB Construction Services LLC

Approved by: _____
 Date: _____



AIA Document G731™ – 2019

Change Order, Construction Manager as Adviser Edition

PROJECT: *(name and address)*
Albany County Airport Authority
Terminal Expansion
737 Albany Shaker Road
Albany New York 12211

OWNER: *(name and address)*
Albany County Airport Authority
737 Albany Shaker Road
Albany New York 12211

CONTRACTOR: *(name and address)*
MLB Construction Services LLC
One Stone Break Road
Malta, New York 12020

CONTRACT INFORMATION:
Contract For: General Construction
[1082-GC]
Date: 08/28/23

ARCHITECT: *(name and address)*
CHA Consulting Inc.
3 Winners Circle
Albany, New York 12205

CHANGE ORDER INFORMATION:
Change Order Number: 004
Date: 12/08/23

CONSTRUCTION MANAGER: *(name and address)*
Turner Construction Company
1 Computer Drive South
Albany, New York 12205

THE CONTRACT IS CHANGED AS FOLLOWS:

(Insert a detailed description of the change and, if applicable, attach or reference specific exhibits. Also include agreed upon adjustments attributable to executed Construction Change Directives.)

1. PCO-015 Cost to provide a sheetrock lid at the underside of the queing platform at the request of the Colonie Building Department. This change includes fire-taping of the sheetrock. [Add \$113,499.81]

The original Contract Sum was	\$ 32,796,900.00
Net change by previously authorized Change Orders	\$ 149,997.00
The Contract Sum prior to this Change Order was	\$ 32,946,897.00
The Contract Sum will be increased by this Change Order in the amount of	\$ 113,499.81
The new Contract Sum including this Change Order will be	\$ 33,060,396.81

The Contract Time will be increased by Zero (0) days.

The Contractor's Work shall be substantially complete on May 1, 2024 for Phase 1-2, August 7, 2024 for Phase 3a -4c and November 12, 2024 for Sitework.

NOTE: This Change Order does not include adjustments to the Contract Sum or Guaranteed Maximum Price, or the Contract Time, that have been authorized by Construction Change Directive until the cost and time have been agreed upon by both the Owner and Contractor, in which case a Change Order is executed to supersede the Construction Change Directive.

NOT VALID UNTIL SIGNED BY THE ARCHITECT, CONSTRUCTION MANAGER, CONTRACTOR, AND OWNER.

CHA Consulting Inc.
ARCHITECT *(Firm name)*

SIGNATURE

PRINTED NAME AND TITLE
Jordan Hudak - Business Practice Leader

DATE:

MLB Construction Services
CONTRACTOR *(Firm name)*

Turner Construction Company
CONSTRUCTION MANAGER *(Firm name)*

SIGNATURE

Robert Wagner
PRINTED NAME AND TITLE
Robert Wagner - Sr. Project Manager

DATE:

Albany County Airport Authority
OWNER *(Firm name)*

SIGNATURE

SIGNATURE

PRINTED NAME AND TITLE

Jeff Lino - Vice President

PRINTED NAME AND TITLE

Phil Calderone - Chief Executive Officer

DATE:

DATE:

1082-GC CHANGE ORDER #004

\$113,499.81

- **Draft AIA to MLB (Jeff Lino)**
- **Draft AIA to Tara Collins**
- **AIA from Tara Collins**
- **AIA Executed by MLB (Jeff Lino)**
- **AIA Executed by Turner Construction**
- **AIA Executed by CHA**
- **AIA Executed by ACAA**
- **Backup Provided: PCO-015b**



AIA[®]

Document G731™ – 2019

Change Order, Construction Manager as Adviser Edition

PROJECT: *(name and address)*

Albany County Airport Authority
Terminal Expansion
737 Albany Shaker Road
Albany New York 12211

OWNER: *(name and address)*

Albany County Airport Authority
737 Albany Shaker Road
Albany New York 12211

CONTRACTOR: *(name and address)*

MLB Construction Services LLC
One Stone Break Road
Malta, New York 12020

CONTRACT INFORMATION:

Contract For: General Construction
[1082-GC]
Date: 08/28/23

CHANGE ORDER INFORMATION:

Change Order Number: 004
Date: 12/08/23

ARCHITECT: *(name and address)*

CHA Consulting Inc.
3 Winners Circle
Albany, New York 12205

CONSTRUCTION MANAGER: *(name and address)*

Turner Construction Company
1 Computer Drive South
Albany, New York 12205

THE CONTRACT IS CHANGED AS FOLLOWS:

(Insert a detailed description of the change and, if applicable, attach or reference specific exhibits. Also include agreed upon adjustments attributable to executed Construction Change Directives.)

1. PCO-015 Cost to provide a sheetrock lid at the underside of the queuing platform at the request of the Colonie Building Department. This change includes fire-taping of the sheetrock. [Add \$113,499.81]

The original Contract Sum was	\$ 32,796,900.00
Net change by previously authorized Change Orders	\$ 149,997.00
The Contract Sum prior to this Change Order was	\$ 32,946,897.00
The Contract Sum will be increased by this Change Order in the amount of	\$ 113,499.81
The new Contract Sum including this Change Order will be	\$ 33,060,396.81

The Contract Time will be increased by Zero (0) days.

The Contractor's Work shall be substantially complete on May 1, 2024 for Phase 1-2, August 7, 2024 for Phase 3a -4c and November 12, 2024 for Sitework.

NOTE: This Change Order does not include adjustments to the Contract Sum or Guaranteed Maximum Price, or the Contract Time, that have been authorized by Construction Change Directive until the cost and time have been agreed upon by both the Owner and Contractor, in which case a Change Order is executed to supersede the Construction Change Directive.

NOT VALID UNTIL SIGNED BY THE ARCHITECT, CONSTRUCTION MANAGER, CONTRACTOR, AND OWNER.

CHA Consulting Inc.

ARCHITECT *(Firm name)*

SIGNATURE

PRINTED NAME AND TITLE

Jordan Hudak - Business Practice Leader

DATE:

MLB Construction Services

CONTRACTOR *(Firm name)*

Turner Construction Company

CONSTRUCTION MANAGER *(Firm name)*

SIGNATURE

Robert Wagner

PRINTED NAME AND TITLE

Robert Wagner - Sr. Project Manager

DATE:

Albany County Airport Authority

OWNER *(Firm name)*

SIGNATURE

PRINTED NAME AND TITLE

Jeff Lino - Vice President

DATE:

SIGNATURE

PRINTED NAME AND TITLE

Phil Calderone - Chief Executive Officer

DATE:

PCO-015b



MLB Construction Services LLC
 One Stone Break Road
 Malta, NY 12020
 Tel: 518-289-1371
 Fax: 518-289-1652

PROPOSAL

SUBMITTED TO: Rob Wagner Turner Construction Company 1 Computer Drive South Albany, NY 12205	PROJECT NAME Alb. Airport 21-1082-GC	
	PROJECT NO. 23-110	DATE 11/14/23
	PROPOSAL NO. 15	PROPOSAL AMOUNT \$ 113,499.81

Per NOC 15 dated 11/14/2023, MLB Construction Services LLC is pleased to present our proposal for the following:

Per the request of the Colonie Building Department, provide a sheetrock lid at the underside of the queuing platform. This shall include the sheetrock to be fire-taped.

****PLEASE ALSO NOTE THAT THIS PROPOSAL DOES NOT INCLUDE ALL OF THE ADDITIONAL COSTS ASSOCIATED WITH TH QUEUING PLATFORM. FORTHCOMING PROPOSALS INCLUDE BUT ARE NOT LIMITED TO PAINTING OF THE LID , PROTECTION OF THE ADDITIONAL BRACES , STAIRWELL ENCLOSURE PER COLONIE BUILDING DEPARTMENT , REPAIR OF TERRAZZO FLOORS FROM ANCHORS, ETC.**

Description	Labor	Material	Equipment	Subcontract	Other	Price
Adirondack Taping & Supply Inc				\$108,095.06		\$108,095.06
					Subtotal:	\$108,095.06
		MLB OH&P		\$108,095.06	5.00%	\$5,404.75
					Total:	\$113,499.81

If you have any questions, please contact me at 518-289-1371.

- We reserve the right to request an extension of time together with additional cost incurred at a later date.
- We request calendar days extension of time for the above work.
- This proposal may be withdrawn by us if not accepted within 10 days.

WE HAVE NOT BEEN DIRECTED TO PROCEED WITH THIS WORK.

OWNER MUST RETURN THIS PROPOSAL WITH THEIR SIGNED APPROVAL SHOWN BELOW BEFORE WORK CAN BEGIN .

Submitted by:


 Craig Dittl
 MLB Construction Services LLC

Approved by: _____

Date: _____

SUBCONTRACTOR PROPOSAL

Albany Airport Terminal Expansion

Field Order Change Order

Subcontractor Name: <u>Adirondack Drywall & Taping</u>	Date: <u>11/14/23</u>
Address: <u>46 Elm Street</u>	Project No.: _____
<u>Glens Falls, NY 12801</u>	ADK COR # <u>1</u>
Telephone No.: <u>(518) 761-0089</u>	RFI #: _____

LABOR				
Work Description	Trade	Hours	Total Rate from Labor Rate Breakdown	Total Labor Cost
Install 2hr drywall ceiling under temporary que platform	Carpenter Foreman	200	\$86.80	\$17,360.00
	Carpenter	670	\$81.71	\$54,745.70
	Taper Foreman	40	\$74.73	\$2,989.20
Removal	Carpenter	160	\$81.71	\$13,073.60
A. TOTAL SUBCONTRACTOR LABOR				\$88,168.50

MATERIAL				
Material Description	Quantity	Unit	Unit Cost	Material Cost
3-5/8" studs	4,075	LF	\$1.09	\$4,441.75
3-5/8" track	1,087	LF	\$1.09	\$1,184.83
Misc. Screws	3	Box	\$85.00	\$255.00
5/8" Type X Drywall 4x8	7,744	SF	\$0.52	\$3,988.16
Joint Compound	8	Pails	\$23.00	\$184.00
Tape	3	Rolls	\$7.00	\$21.00
Total from additional Material Worksheet Extension(s) if required.				
B. TOTAL SUBCONTRACTOR MATERIAL				\$10,074.74

EQUIPMENT	
C. TOTAL SUBCONTRACTOR EQUIPMENT	25.00

SUMMARY	
Total labor, material, equipment (A + B + C)	\$98,268.24
Subcontractor's Override (10%)	\$9,826.82
TOTAL SUB-PROPOSAL	\$108,095.06

<p><u>Taylor Oldroyd</u> Subcontractor's Signature</p> <p>Taylor Oldroyd Please Type or Print Name</p>	<p><u>11/14/23</u> Date</p>	<p><i>This Price is valid for, and work must be completed within, 30 days from date of submission upon which it becomes null and void.</i></p>
--	---------------------------------	---



AIA[®] Document G731[™] – 2019

Change Order, Construction Manager as Adviser Edition

PROJECT: <i>(name and address)</i> Albany County Airport Authority Terminal Expansion 737 Albany Shaker Road Albany New York 12211	CONTRACT INFORMATION: Contract For: General Construction [1082-GC] Date: 08/28/23	CHANGE ORDER INFORMATION: Change Order Number: 005 Date: 01/08/24
OWNER: <i>(name and address)</i> Albany County Airport Authority 737 Albany Shaker Road Albany New York 12211	ARCHITECT: <i>(name and address)</i> CHA Consulting Inc. 3 Winners Circle Albany, New York 12205	CONSTRUCTION MANAGER: <i>(name and address)</i> Turner Construction Company 1 Computer Drive South Albany, New York 12205
CONTRACTOR: <i>(name and address)</i> MLB Construction Services LLC One Stone Break Road Malta, New York 12020		

THE CONTRACT IS CHANGED AS FOLLOWS:

(Insert a detailed description of the change and, if applicable, attach or reference specific exhibits. Also include agreed upon adjustments attributable to executed Construction Change Directives.)

1. PCO-015a [NOC-014] Queuing Platform: Additional Seismic Bracing [Add \$32,064.19]
2. PCO-015c [NOC-014] Queuing Platform: Stair covers [Add \$30,892.00]
3. PCO-015d [NOC-021] Queuing Platform: Addressable Fire Alarm [Add \$30,664.00]
4. PCO-018a [NOC-016] BP-02 RFI-071 Pedestrian Bridge Emergency Power (Temporary Work) [Add \$64,589.00]
5. PCO-021 [NOC-023] BP-02 RFI-081 Flowable Fill Unforeseen Pipe (T&M) [Add \$1,394.00]
6. PCO-022 [NOC-024] BP-02 RFI-082 Unforeseen Existing Foundation (T&M) [Add \$2,803.00]
7. PCO-024 [NOC-022] Water Service Line Stop [Add \$22,906.00]
8. PCO-030 [NOC-025] Hydrovac Utilities [Add \$3,420.00]
9. A schedule adjustment can be made in a future change order to which both MLB and ACAA agree to.

The original Contract Sum was	\$ 32,796,900.00
Net change by previously authorized Change Orders	\$ 263,496.81
The Contract Sum prior to this Change Order was	\$ 33,060,396.81
The Contract Sum will be increased by this Change Order in the amount of	\$ 188,732.19
The new Contract Sum including this Change Order will be	\$ 33,249,129.00

The Contract Time will be increased by Zero (0) days.

The Contractor's Work shall be substantially complete on May 1, 2024 for Phase 1-2, August 7, 2024 for Phase 3a-4c and November 12, 2024 for Sitework.

NOTE: This Change Order does not include adjustments to the Contract Sum or Guaranteed Maximum Price, or the Contract Time, that have been authorized by Construction Change Directive until the cost and time have been agreed upon by both the Owner and Contractor, in which case a Change Order is executed to supersede the Construction Change Directive.

NOT VALID UNTIL SIGNED BY THE ARCHITECT, CONSTRUCTION MANAGER, CONTRACTOR, AND OWNER.

CHA Consulting Inc.
ARCHITECT *(Firm name)*

Turner Construction Company
CONSTRUCTION MANAGER *(Firm name)*

SIGNATURE
Jordan Hudak
PRINTED NAME AND TITLE
Jordan Hudak - Sr. Project Manager
DATE:

MLB Construction Services
CONTRACTOR (Firm name)

SIGNATURE
PRINTED NAME AND TITLE
Jeff Lino - Vice President
DATE:

SIGNATURE
Robert Wagner
PRINTED NAME AND TITLE
Robert Wagner - Sr. Project Manager
DATE:

Albany County Airport Authority
OWNER (Firm name)

SIGNATURE
PRINTED NAME AND TITLE
Phil Calderone - Chief Executive Officer
DATE:

1082-GC CHANGE ORDER #005

\$188,732.19

- Draft AIA to MLB (Jeff Lino)
- Draft AIA to Tara Collins
- AIA from Tara Collins
- AIA Executed by MLB (Jeff Lino)
- AIA Executed by Turner Construction
- AIA Executed by CHA
- AIA Executed by ACAA
- Backup Provided:
 - PCO-015a
 - PCO-015c
 - PCO-015d
 - PCO-018a
 - PCO-021
 - PCO-022
 - PCO-024
 - PCO-030



AIA[®]

Document G731™ – 2019

Change Order, Construction Manager as Adviser Edition

PROJECT: <i>(name and address)</i> Albany County Airport Authority Terminal Expansion 737 Albany Shaker Road Albany New York 12211	CONTRACT INFORMATION: Contract For: General Construction [1082-GC] Date: 08/28/23	CHANGE ORDER INFORMATION: Change Order Number: 005 Date: 01/08/24
OWNER: <i>(name and address)</i> Albany County Airport Authority 737 Albany Shaker Road Albany New York 12211	ARCHITECT: <i>(name and address)</i> CHA Consulting Inc. 3 Winners Circle Albany, New York 12205	CONSTRUCTION MANAGER: <i>(name and address)</i> Turner Construction Company 1 Computer Drive South Albany, New York 12205
CONTRACTOR: <i>(name and address)</i> MLB Construction Services LLC One Stone Break Road Malta, New York 12020		

THE CONTRACT IS CHANGED AS FOLLOWS:

(Insert a detailed description of the change and, if applicable, attach or reference specific exhibits. Also include agreed upon adjustments attributable to executed Construction Change Directives.)

1. PCO-015a [NOC-014] Queuing Platform: Additional Seismic Bracing [Add \$32,064.19]
2. PCO-015c [NOC-014] Queuing Platform: Stair covers [Add \$30,892.00]
3. PCO-015d [NOC-021] Queuing Platform: Addressable Fire Alarm [Add \$30,664.00]
4. PCO-018a [NOC-016] BP-02 RFI-071 Pedestrian Bridge Emergency Power (Temporary Work) [Add \$64,589.00]
5. PCO-021 [NOC-023] BP-02 RFI-081 Flowable Fill Unforeseen Pipe (T&M) [Add \$1,394.00]
6. PCO-022 [NOC-024] BP-02 RFI-082 Unforeseen Existing Foundation (T&M) [Add \$2,803.00]
7. PCO-024 [NOC-022] Water Service Line Stop [Add \$22,906.00]
8. PCO-030 [NOC-025] Hydrovac Utilities [Add \$3,420.00]
9. A schedule adjustment can be made in a future change order to which both MLB and ACAA agree to.

The original Contract Sum was	\$	<u>32,796,900.00</u>
Net change by previously authorized Change Orders	\$	<u>263,496.81</u>
The Contract Sum prior to this Change Order was	\$	<u>33,060,396.81</u>
The Contract Sum will be increased by this Change Order in the amount of	\$	<u>188,732.19</u>
The new Contract Sum including this Change Order will be	\$	<u>33,249,129.00</u>

The Contract Time will be increased by Zero (0) days.

The Contractor's Work shall be substantially complete on May 1, 2024 for Phase 1-2, August 7, 2024 for Phase 3a-4c and November 12, 2024 for Sitework.

NOTE: This Change Order does not include adjustments to the Contract Sum or Guaranteed Maximum Price, or the Contract Time, that have been authorized by Construction Change Directive until the cost and time have been agreed upon by both the Owner and Contractor, in which case a Change Order is executed to supersede the Construction Change Directive.

NOT VALID UNTIL SIGNED BY THE ARCHITECT, CONSTRUCTION MANAGER, CONTRACTOR, AND OWNER.

CHA Consulting Inc.
ARCHITECT *(Firm name)*

Turner Construction Company
CONSTRUCTION MANAGER *(Firm name)*

SIGNATURE
Jordan Hudak
PRINTED NAME AND TITLE
Jordan Hudak - Sr. Project Manager
DATE:

MLB Construction Services
CONTRACTOR (Firm name)
SIGNATURE
PRINTED NAME AND TITLE
Jeff Lino - Vice President
DATE:

SIGNATURE
Robert Wagner
PRINTED NAME AND TITLE
Robert Wagner - Sr. Project Manager
DATE:

Albany County Airport Authority
OWNER (Firm name)
SIGNATURE
PRINTED NAME AND TITLE
Phil Calderone - Chief Executive Officer
DATE:

PCO-015a



MLB Construction Services LLC
 One Stone Break Road
 Malta, NY 12020
 Tel: 518-289-1371
 Fax: 518-289-1652

PROPOSAL

SUBMITTED TO: Rob Wagner Turner Construction Company 1 Computer Drive South Albany, NY 12205	PROJECT NAME Alb. Airport 21-1082-GC	
	PROJECT NO. 23-110	DATE 11/14/23
	PROPOSAL NO. 14	PROPOSAL AMOUNT \$ 62,955.90

Per NOC 14 dated 11/14/2023, MLB Construction Services LLC is pleased to present our proposal for the following:

The following cost breakdown has been included in this change:

- A.) CREDIT for decrease from 200psf design loading to 150psf (\$29,500)
- B.) ~~Starr covers per the request of the Colonie Building Department~~ +\$29,421
- C.) Seismic Bracing Requirements +\$60,037

****PLEASE NOTE, THE SEISMIC BRACING PROPOSAL ONLY INCLUDES 9 MONTHS OF RENTAL. RENTAL AFTER THAT TIME FRAME SHALL BE AT AN ADDITIONAL \$450/MONTH.**

****PLEASE ALSO NOTE THAT THIS PROPOSAL DOES NOT INCLUDE ALL OF THE ADDITIONAL COSTS ASSOCIATED WITH TH QUEUING PLATFORM. FORTHCOMING PROPOSALS INCLUDE BUT ARE NOT LIMITED TO SHEETROCK LID UNDERNEATH PLATFORM, PAINTING OF THE LID, PROTECTION OF THE ADDITIONAL BRACES, STAIRWELL ENCLOSURE PER COLONIE BUILDING DEPARTMENT, REPAIR OF TERRAZZO FLOORS FROM ANCHORS, ETC.**

Description	Labor	Material	Equipment	Subcontract	Other	Price
Starr Industries LLC				\$59,958.00		\$59,958.00
	PCO-015c	PCO-015a				
	\$ 29,421	\$ (29,500)			Subtotal:	\$59,958.00
	\$ 1,471	\$ 60,037				
	\$ 30,892	\$ 30,537	MLB OH&P	\$59,958.00	5.00%	\$2,997.90
		\$ 1,527				
		\$ 32,064			Total:	\$62,955.90
		\$ 62,956				

If you have any questions, please contact me at 518-289-1371.

- We reserve the right to request an extension of time together with additional cost incurred at a later date.
- We request calendar days extension of time for the above work.
- This proposal may be withdrawn by us if not accepted within 10 days.

WE HAVE NOT BEEN DIRECTED TO PROCEED WITH THIS WORK.

OWNER MUST RETURN THIS PROPOSAL WITH THEIR SIGNED APPROVAL SHOWN BELOW BEFORE WORK CAN BEGIN .

Submitted by:  11/14/23
 Craig Dittl
 MLB Construction Services LLC

Approved by: _____
 Date: _____



Starr Industries, LLC
379 Fifth Avenue
4th Floor
New York, NY 10016

CHANGE ORDER PROPOSAL

Date	Estimate #
11/2/2023	CO#1

Name / Address		Job Location
ATT: Damien Pinto-Martin MLB Construction Services, LLC 1 Stonebreak Road Malta, NY 12020		Albany Airport ALB-Central Terminal Passenger Screening
Customer Contact	Customer Phone	Terms
		Due upon receipt

PROPOSAL VALID FOR DAYS

Description	Total
Starr Industries LLC will furnish, erect and dismantle the following scope of work: Increasing the queuing platform capacity to 200 PSF. Total Price: 29,500	29,500.00
INCLUSIONS: Amendments; union labor; work to be completed during afterhours, trucking.	0.00
EXCLUSIONS: Overtime / standby time during installation & dismantle unless specified above; maintenance and repairs after completed installation; permit, lights/maintenance of lights; power source by others; additional fees and/or waivers.	0.00
Thank you for your business.	Subtotal 29,500.00
Please contact our office with any questions. Phone - 646-756-4648 Email - office@starrindustriesllc.com	Sales Tax (8.875%) \$0.00
	Total \$29,500.00
Proposal accepted by: X _____ Print Name: _____	Date: CREDIT: \$29,500 _____ Title: _____



Starr Industries, LLC

379 Fifth Avenue
4th Floor
New York, NY 10016

PROPOSAL

Date	Estimate #
11/14/2023	E-C0#3

Name / Address		Job Location
ATT: Damien Pinto-Martin MLB Construction Services, LLC 1 Stonebreak Road Malta, NY 12020		Albany Airport ALB-Central Terminal Passenger Screening
Customer Contact	Customer Phone	Terms
		30 % Dep., 50% inst,20% removal

	Sales Rep
--	-----------

Description	Total
Starr Industries LLC will furnish, erect and dismantle the following scope of work: Accommodating seismic requirement as per client request: Anchoring the Temporary Platform legs to the slab and adding crossbracing for stability. Total Price: 60,037 with 9 months of extra materials included on rental. Rental thereafter 450 for every month	60,037.00
INCLUSIONS: Engineering; union labor; work to be completed during afterhours; material fabrication; trucking; above specified rental duration of materials.	0.00
EXCLUSIONS: Overtime / standby time during installation & dismantle unless specified above; maintenance and repairs after completed installation; permit/ renewal fees (if necessary);lights/ maintenance of lights; power source by others; county fees and/or waivers.	0.00

Thank you for your business.	Subtotal	\$60,037.00
Please contact our office with any questions. Phone - 646-756-4648 Email - office@starrindustriesllc.com	Sales Tax (8.875%)	\$0.00
	Total	\$60,037.00

Proposal accepted by:	Date:
X _____	_____
Print Name: _____	Title: _____

PCO-015c



MLB Construction Services LLC
 One Stone Break Road
 Malta, NY 12020
 Tel: 518-289-1371
 Fax: 518-289-1652

PCO-015c

PROPOSAL

SUBMITTED TO: Rob Wagner Turner Construction Company 1 Computer Drive South Albany, NY 12205	PROJECT NAME Alb. Airport 21-1082-GC	
	PROJECT NO. 23-110	DATE 11/14/23
	PROPOSAL NO. 14	PROPOSAL AMOUNT \$ 62,955.90

Per NOC 14 dated 11/14/2023, MLB Construction Services LLC is pleased to present our proposal for the following:

The following cost breakdown has been included in this change:

- A.) CREDIT for decrease from 200 per design loading to 150 per. (\$29,500)
- B.) Stair covers per the request of the Colonie Building Department +\$29,421
- C.) Seismic Bracing Requirements +\$60,037

****PLEASE NOTE, THE SEISMIC BRACING PROPOSAL ONLY INCLUDES 9 MONTHS OF RENTAL. RENTAL AFTER THAT TIME FRAME SHALL BE AT AN ADDITIONAL \$450/MONTH.**

****PLEASE ALSO NOTE THAT THIS PROPOSAL DOES NOT INCLUDE ALL OF THE ADDITIONAL COSTS ASSOCIATED WITH TH QUEUING PLATFORM. FORTHCOMING PROPOSALS INCLUDE BUT ARE NOT LIMITED TO SHEETROCK LID UNDERNEATH PLATFORM, PAINTING OF THE LID, PROTECTION OF THE ADDITIONAL BRACES, STAIRWELL ENCLOSURE PER COLONIE BUILDING DEPARTMENT, REPAIR OF TERRAZZO FLOORS FROM ANCHORS, ETC.**

Description	Labor	Material	Equipment	Subcontract	Other	Price
Starr Industries LLC				\$59,958.00		\$59,958.00
	<div style="border: 1px solid black; border-radius: 50%; padding: 5px; display: inline-block;"> PCO-015c \$ 29,421 \$ 1,471 \$ 30,892 </div>	<div style="border: 1px solid black; border-radius: 50%; padding: 5px; display: inline-block;"> PCO-015a \$ (29,500) \$ 60,037 \$ 30,537 \$ 1,527 \$ 32,064 </div>	MLB OH&P	\$59,958.00	5.00%	\$2,997.90
					Subtotal:	\$59,958.00
					Total:	\$62,955.90


If you have any questions, please contact me at 518-289-1371.

- We reserve the right to request an extension of time together with additional cost incurred at a later date.
- We request calendar days extension of time for the above work.
- This proposal may be withdrawn by us if not accepted within 10 days.

WE HAVE NOT BEEN DIRECTED TO PROCEED WITH THIS WORK.

OWNER MUST RETURN THIS PROPOSAL WITH THEIR SIGNED APPROVAL SHOWN BELOW BEFORE WORK CAN BEGIN.

Submitted by:


 Craig Dittl
 MLB Construction Services LLC

11/14/23

Approved by: _____

Date: _____



Starr Industries, LLC

379 Fifth Avenue
4th Floor
New York, NY 10016

PROPOSAL

Date	Estimate #
11/3/2023	CO#2

Name / Address		Job Location
ATT: Damien Pinto-Martin MLB Construction Services, LLC 1 Stonebreak Road Malta, NY 12020		Albany Airport ALB-Central Terminal Passenger Screening
Customer Contact	Customer Phone	Terms
		30 % Dep., 50% inst, 20% removal

	Sales Rep	
--	-----------	--

Description	Total
Starr Industries LLC will furnish, erect and dismantle the following scope of work: Stair covers for the gap as requested from the contractor. Total Price: 29,421	29,421.00
INCLUSIONS: Union labor; work to be completed during afterhours; material fabrication; trucking.	0.00
EXCLUSIONS: Overtime / standby time during installation & dismantle unless specified above; maintenance and repairs after completed installation; permit; additional fees and/or waivers.	0.00

Thank you for your business.	Subtotal	\$29,421.00
Please contact our office with any questions. Phone - 646-756-4648 Email - office@starrindustriesllc.com	Sales Tax (8.875%)	\$0.00
	Total	\$29,421.00

Proposal accepted by:	Date:
X _____	_____
Print Name: _____	Title: _____

PCO-015d



MLB Construction Services LLC
 One Stone Break Road
 Malta, NY 12020
 Tel: 518-289-1371
 Fax: 518-289-1652

PCO-015d

PROPOSAL

SUBMITTED TO: Rob Wagner Turner Construction Company 1 Computer Drive South Albany, NY 12205	PROJECT NAME Alb. Airport 21-1082-GC	
	PROJECT NO. 23-110	DATE 11/30/23
	PROPOSAL NO. 21	PROPOSAL AMOUNT \$ 30,664.24

Per NOC 21 dated 11/30/2023, MLB Construction Services LLC is pleased to present our proposal for the following:

Per the request of the Colonie Building Department , provide and install a fire alarm/monitoring system underneath the queuing platform.

**PLEASE ALSO NOTE THAT THIS PROPOSAL DOES NOT INCLUDE ALL OF THE ADDITIONAL COSTS ASSOCIATED WITH TH QUEUING PLATFORM. FORTHCOMING PROPOSALS INCLUDE BUT ARE NOT LIMITED TO PAINTING OF THE LID , PROTECTION OF THE ADDITIONAL BRACES, STAIRWELL ENCLOSURE PER COLONIE BUILDING DEPARTMENT , REPAIR OF TERRAZZO FLOORS FROM ANCHORS, ETC.


Description	Labor	Material	Equipment	Subcontract	Other	Price
DLC Electric, LLC				\$29,204.04		\$29,204.04
					Subtotal:	\$29,204.04
		MLB OH & P		\$29,204.04	5.00%	\$1,460.20
					Total:	\$30,664.24

If you have any questions, please contact me at 518-289-1371.

- We reserve the right to request an extension of time together with additional cost incurred at a later date.
- We request calendar days extension of time for the above work.
- This proposal may be withdrawn by us if not accepted within 10 days.

WE HAVE NOT BEEN DIRECTED TO PROCEED WITH THIS WORK.

OWNER MUST RETURN THIS PROPOSAL WITH THEIR SIGNED APPROVAL SHOWN BELOW BEFORE WORK CAN BEGIN .

Submitted by:  11/30/23
 Craig Dittl
 MLB Construction Services LLC

Approved by: _____
 Date: _____

Cc: MLB Construction Services, LLC

Job Name - Albany Airport-Fire Alarm under Queing Platform || Job # - 23040-Fire Alarm

11/30/2023 10:28:35 AM
4

1/30/2023

Dear Sir or Madam,

PROJECT: Albany Airport-Fire Alarm under Queing Platform

ILC Electric will supply and install all materials, labor, and equipment as outlined in attached sketch to provide temporary fire alarm coverage below the Queing Platform for the total amount of \$ 29,204.04.

included:

-) Provide and install temporary fire alarm system under the queing platform as outlined in FS and S's attached quote and sketch.
-) All work is surface mount, Fire Alarm cable will be run exposed no conduit.
-) All work quoted as third shift 6 PM to 3 AM. ✓
-) Testing of temporary fire alarm system by FS and S technician.

Respectfully
Paul Ciancanelli
ILC Electric LLC
Cell 518-365-5012

Accepted by

Job Name - Albany Airport-Fire Alarm under Queing Platform || Job # - 23040-Fire Alarm

11/30/2023 10:28:36 AM

1

Bid Item	Brkdn Fct %	Material(\$)	Mat(%)	Labor Hrs	Lab(%)
1 Install Temporary Fire Alarm Under Queing Platform	0.000	1,000.05	100.00	80.15	100.00
Total		1,000.05	100.00	80.15	100.00

Install Temporary Fire Alarm Under Queing Platform

Description	Quantity	Unit	Net Cost	Labor	Unit	Total Material	Total Hours
1 8" NYLON CABLE TIE - STD	100	C	16.10	0.08	E	16.10	8.00
2 SMOKE DETECTOR	7	E	25.00	1.00	E	175.00	7.00
3 MONITOR MODULE	1	E	25.00	1.50	E	25.00	1.50
4 POWER EXTENDER PANEL	1	E	35.00	2.00	E	35.00	2.00
5 40 W AMPLIFIER	1	E	25.00	1.00	E	25.00	1.00
6 CEILING MTD SPEAKER STROBE	5	E	25.00	1.65	E	125.00	8.25
7 18-2 TWISTED FA CABLE PLENUM	1,000	E	0.15	0.00	E	150.00	0.00
8 18-2 TWIST-SHIELDED FA CABLE PLENUM	500	E	0.20	0.00	E	100.00	0.00
9 14/2 FIRE ALARM CABLE PLENUM	500	E	0.27	0.00	E	135.00	0.00
10 INSTALL 18-2 TWISTED FA CABLE	700	E	0.00	0.01	E	0.00	7.00
11 INSTALL 18-2 TWIST. SHIELD FA CABLE	380	E	0.00	0.01	E	0.00	3.80
12 INSTALL 14/2 FA CABLE	380	E	0.00	0.02	E	0.00	7.60
13 2"-J HOOK	50	E	2.05	0.08	E	102.50	4.00
14 ZIP IT ANCHOR	50	E	0.39	0.08	E	19.50	4.00
15 HOLE THRU WALL 1" SLEEVE	5	E	15.00	1.00	E	75.00	5.00
16 FIRE CAULK TUBE	1	E	16.95	1.00	E	16.95	1.00
17 REMOVALS	1	E	0.00	16.00	E	0.00	16.00
18 TESTING	1	E	0.00	4.00	E	0.00	4.00
Totals	3,683					1,000.05	80.15

Job Name - Albany Airport-Fire Alarm under Queing Platform || Job # - 23040-Fire Alarm

11/30/2023 10:28:36 AM

	Labor Type	Crew	Hours	Rate \$	SubTotal	Brdn %	Fmg \$	Brdn Tot.	Fmg Tot.	Total	Full Rate	Code	Type
2	JOURNEYMAN	2.00	80.15	122.05	9,782.31					9,782.31	122.05		
	Totals	2.00	80.15	122.05	9,782.31					9,782.31	122.05		

	Equipment	Alarm	Quantity	Field	Duration	Cost/Unit	Total Cost	Tax(%)	Overhead %	Markup %	Total	Notes	Code	Type
19	SINGLE MAN LIFT(per Day)	Off	2.00	<None>	3.00	300.00	1,800.00				1,800.00			
	Totals						1,800.00				1,800.00			

	Quoted Materials	Alarm	Cost	Adjustment %	Adjustment \$	Adj Cost	Vendor	Notes	Code	Type
4	FIRE ALARM	Off	13,480.00			13,480.00				
	Totals		13,480.00			13,480.00				

Job Name - Albany Airport-Fire Alarm under Queing Platform || Job # - 23040-Fire Alarm

11/30/2023 10:28:36 AM

Final Pricing	Calculated (%)	Calculated (\$)	Variance (%)	Modified (\$)	Modified (%)	Alarm	Code
Database Material (Extension)		1,000.05		1,000.05			
Quoted Material		13,480.00		13,480.00			
Material Total		14,480.05		14,480.05			
Direct Labor		9,782.31		9,782.31			
Incidental Labor		488.20		488.20			
Labor Total		10,270.51		10,270.51			
Equipment		1,800.00		1,800.00			
Total Cost		26,550.56		26,550.56			
Database Material Overhead	5.000	50.00		50.00	5.000		
Quoted Material Overhead	5.000	674.00		674.00	5.000		
Labor Overhead	5.000	513.53		513.53	5.000		
Adjustment Overhead	0.439	116.55		116.55	0.439		
Total Overhead	5.100	1,354.08		1,354.08	5.100		
Database Material Markup	5.000	52.50		52.50	5.000		
Quoted Material Markup	5.000	707.70		707.70	5.000		
Labor Markup	5.000	539.20		539.20	5.000		
Total Markup	4.657	1,299.40		1,299.40	4.657		
Selling Price		29,204.04		29,204.04			
Final Price		29,204.04		29,204.04			



Fire Security & Sound Systems, Inc.

4 Avis Drive
Latham, New York 12110
Tel 518.250.4364 Fax 518.250.4365
www.firesecuritysound.com

To: DLC Electric, LLC

Sales Team: Sean Reilly / Roy A. Yannes

Attn: Paul Ciancanelli

Email: seanreilly@firesecuritysound.com

Quote #: N11-13

Date: November 28, 2023

Re: Albany Airport – Central Terminal Passenger Screening – Queuing Platform

We are pleased to submit the following quotation for your review. Our price does not include standard boxes, pipe, wire or installation.

Fire Alarm System (EST): 1 Lot modifications to the existing EST Fire Alarm Control Panel, 1 40 Watt Amplifier, 1 Power Extender Panel, 1 Monitor Module, 7 Smoke Detectors, 7 Detector Bases, 5 Ceiling Speaker/Strobes & 1 Lot Engineering & Technician Labor

Total Fire Alarm System Price is: \$13,480.00 (plus any appl. taxes)

The above price includes submittals, demonstration, supervision of final connections of control equipment and assisting in testing the system. It does not include tax, installation, engineered stamped drawings, permits or fees of any kind. Our terms are net 30 days with approved credit. Our proposal is subject to the attached terms and conditions.

As the aftereffects of the worldwide COVID-19 pandemic continue to impact our manufacturing, shipping, and distribution partners, we are experiencing a greater frequency of product shortages, extended lead times (backorders), and in some instances, bi-weekly price increases as they pertain to certain products and product lines. Materials will be invoiced once material is received all other billing will continue as contracted.

FS&S is committed to working closely with our vendors and suppliers to do what we can to mitigate these issues and minimize the impact to our valued customers, however delayed shipping & delivery times, as well as incremental price increases are quickly becoming the norm.

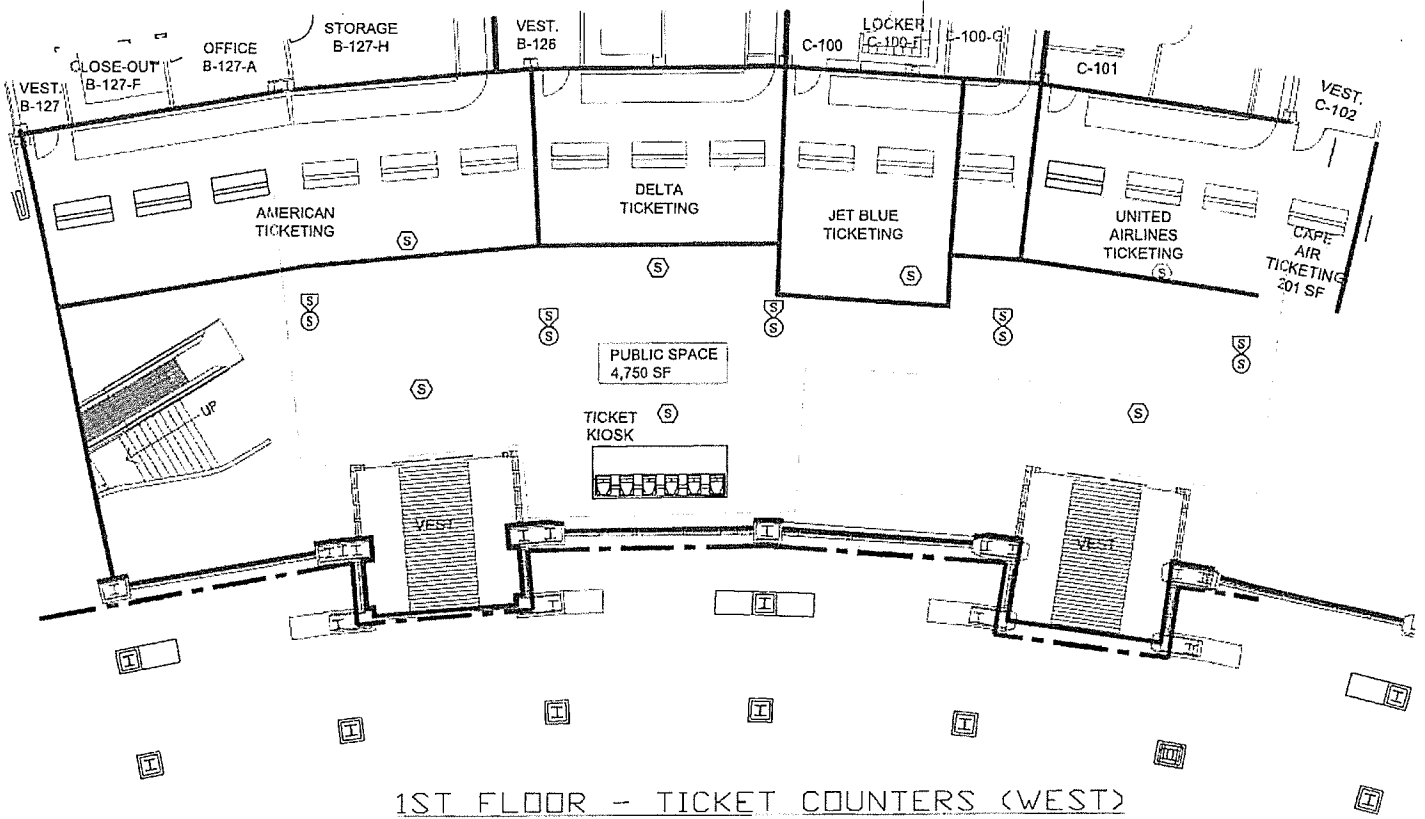
Therefore, quotes will only be valid for 30 days and orders should be placed as soon as possible to mitigate delays in product allocation.

Working together as a team to achieve common goals.

We appreciate your business.

Accepted by _____

Date _____



PCO-018a



MLB Construction Services LLC
 One Stone Break Road
 Malta, NY 12020
 Tel: 518-289-1371
 Fax: 518-289-1652

PROPOSAL

SUBMITTED TO:
 Rob Wagner
 Turner Construction Company
 1 Computer Drive South
 Albany, NY 12205

PROJECT NAME Alb. Airport 21-1082-GC	
PROJECT NO. 23-110	DATE 11/15/23
PROPOSAL NO. 16	PROPOSAL AMOUNT \$ 64,588.55

Per NOC 16 dated 11/15/2023, MLB Construction Services LLC is pleased to present our proposal for the following:

Please see the attached RFI 71 response.

Generator power will be under DLC Scope of work per the direction of Turner Construction.

Temporary emergency power will need to be provided for this system in the garage until the permanent power is re-installed during construction.

The temporary generator shall have the capacity to feed the existing emergency system fed by 100 Amp, 277/480V panelboard EHP1, and the capabilities to connect the control wiring from the ATS to the generator such that it will automatically start up upon power failure with-in the system. It is suggested that a minimum of 75kVA generator be utilized. Coordinate the preferred location of the generator with airport personnel.

Also, provide one fuel refill for emergency power generator and any additional fuel fill-ups will be on a T & M basis per Rob Wagner of Turner Construction during Prime Contractors meeting on 11/14/2023.

Description	Labor	Material	Equipment	Subcontract	Other	Price
DLC Electric, LLC				\$61,780.34		\$61,780.34
					Subtotal:	\$61,780.34
			MLB OH & P	\$56,164.28	5.00%	\$2,808.21
					Total:	\$64,588.55

Foit Albert reviewed 12/13/23


If you have any questions, please contact me at 518-289-1371.

- We reserve the right to request an extension of time together with additional cost incurred at a later date.
- We request calendar days extension of time for the above work.
- This proposal may be withdrawn by us if not accepted within 10 days.

WE HAVE NOT BEEN DIRECTED TO PROCEED WITH THIS WORK.

OWNER MUST RETURN THIS PROPOSAL WITH THEIR SIGNED APPROVAL SHOWN BELOW BEFORE WORK CAN BEGIN .

Submitted by:


 Craig Dittl
 MLB Construction Services LLC
 12/7/23

Approved by: _____

Date: _____



TCCo New York North
 1 Computer Drive South
 Albany, New York 12205
 P: (518) 432-0277
 F: (518) 432-0279

Project: 230609 Albany Airport: Terminal
 Expansion
 737 Albany Shaker Rd.
 Albany, New York 12211

RFI #BP-02 RFI-071: BP-02 RFI-071: Generator Power

Status Closed on 11/13/23

To Ashley Richards (CHA)
 Kelly Melarango (CHA)
 Nathaniel Cram (CHA)
 Todd Cirillo (CHA)
 Mike Heinzman (Foit-Albert Associates)

From Damien Pinto-Martin (MLB Construction Services, LLC)

Date Initiated Nov 1, 2023 **Due Date** Nov 22, 2023

Location **Project Stage** Course of Construction

Cost Impact **Schedule Impact**

Spec Section **Cost Code**

Drawing Number **Reference**

Linked Drawings

Received From Damien Pinto-Martin (MLB Construction Services, LLC)

Copies To Eddie Andres (Turner Construction Company), Todd Cirillo (CHA), Nathaniel Cram (CHA), Craig Dittl (MLB Construction Services, LLC), John LaClair, PE (Albany County Airport Authority), Jeff Lino (MLB Construction Services, LLC), Kelly Melarango (CHA), Maureen Moran (CHA), Jo Anne Nichols (MLB Construction Services, LLC), Derek Petruzzo (Turner Construction Company), Damien Pinto-Martin (MLB Construction Services, LLC), Patrick Pratico (MLB Construction Services, LLC), Ashley Richards (CHA), Gaby Rosario (Turner Construction Company), Robert Wagner (Turner Construction Company)

Activity

Question **Question from Damien Pinto-Martin MLB Construction Services, LLC on Tuesday, Oct 31, 2023 at 01:28 PM EDT**
 MLB has been notified by Airport staff the generator power runs though the bridge. Please advise how this is to be handled.

Official Response

Response from Mike Heinzman Foit-Albert Associates on Monday, Nov 13, 2023 at 01:54 PM EST

The existing 100 Amp (3#1, #1N, #8G in 2" C) feed from the main terminal to an existing 100 Amp Disconnect switch in the mechanical Room on the 3rd floor of the parking garage will be removed prior to the demolition of the bridge. The existing 100 Amp disconnect switch is the MOCP for the existing 100 Amp A.T.S serving emergency power to the garage. Feeders can be pulled out from the existing pull box just inside the main terminal building back to the 100 Amp disconnect.

Temporary emergency power will need to be provided for this system in the garage until the permanent power is re-installed during construction. The temporary Generator shall have the capacity to feed the existing emergency system fed by 100 Amp, 277/480V panelboard EHP1, and the capabilities to connect the control wiring from the ATS to the generator such that it will automatically start up upon power failure with-in the system. It is suggested that a minimum of 75kVA generator be utilized. Coordinate the preferred location of the generator with airport personnel.

All Replies

Response from Mike Heinzman Foit-Albert Associates on Monday, Nov 13, 2023 at 01:54 PM EST

The existing 100 Amp (3#1, #1N, #8G in 2" C) feed from the main terminal to an existing 100 Amp Disconnect switch in the mechanical Room on the 3rd floor of the parking garage will be removed prior to the demolition of the bridge. The existing 100 Amp disconnect switch is the MOCP for the existing 100 Amp A.T.S serving emergency power to the garage. Feeders can be pulled out from the existing pull box just inside the main terminal building back to the 100 Amp disconnect.

Temporary emergency power will need to be provided for this system in the garage until the permanent power is re-installed during construction. The temporary Generator shall have the capacity to feed the existing emergency system fed by 100 Amp, 277/480V panelboard EHP1, and the capabilities to connect the control wiring from the ATS to the generator such that it will automatically start up upon power failure with-in the system. It is suggested that a minimum of 75kVA generator be utilized. Coordinate the preferred location of the generator with airport personnel.

12/6/2023

Dear Sir or Madam,

PROJECT: Albany Airport BP-02 Parking Garage Temporary Generator RFI-71

DLC Electric LLC will supply and install all materials, labor, and equipment as shown on attached drawings RFI-71 and NOC16 for the total amount of \$ 61,780.34.

Included:

- 1) Provide and install 80 KW generator as shown on attached drawings and NOC-16 ✓
- 2) Tie in to JCI fire alarm panel for trouble alarm. ✓ + **DISCUSSED WITH D. PETRUZZO on 11/28/23.** (D)
- 3) Generator rental is for 12 months any additional months will be \$3,684.00 per month.
- 4) Testing
- 5) Quoted for normal work hours 7:00 AM to 3:30PM.
- 6) One Fuel Re-Fill any additional will be on a T and M basis.

Respectfully
Paul Ciancanelli
DLC Electric LLC
Cell 518-365-5012

Accepted by

REQUESTED TO BE INCLUDED PER E. Hageman

Bid Item	Birtdn Fct %	Material(\$)	Matl(%)	Labor Hrs	Lab(%)
1 RFI 71 Provide Temporary Generator	0.000	4,272.41	100.00	55.30	100.00
Total		4,272.41	100.00	55.30	100.00

RFI 71 Provide Temporary Generator

Description	Quantity	Unit	Net Cost	Labor	Unit Total Material	Total Hours
1 2" x 8" NIPPLE - RMC - GALV	5	C	983.50	60.00	49.17	3.00
2 2" LOCKNUT - STEEL	20	C	194.50	0.08	38.90	1.50
3 2" BUSHING GRDG INSUL 150 DEG - MALL	10	C	1,864.13	0.08	186.41	0.80
4 #12/2C UF-B	250	M	773.36	35.00	193.34	8.75
5 12x 12" WIREWAY - 10' PC - CVR - NEMA 1	1	E	793.80	2.20	793.80	2.20
6 12" WIREWAY - END PLATE	1	E	31.32	0.30	31.32	0.30
7 12" WIREWAY - PANEL ADAPTER	1	E	72.00	0.60	72.00	0.60
8 1 5/8x 1 5/8x 12G STRUT SLOT GALV	20	C	425.23	12.00	85.05	2.40
9 3/8-16 SPRING NUT 2 7/16 OR 3 1/4" STRUT	12	C	317.99	6.00	38.16	0.72
10 6x 6x 1 5/8" POST BASE - SQUARE MNT 2-1 5/8x 1 5/8" STRUT	2	C	10,854.00	0.16	217.08	0.32
11 3/8-16x 1 1/2 HEX HEAD BOLT - PLTD STL	12	C	13.67	7.00	1.64	0.84
12 1/2-13x 1 1/2 HEX HEAD BOLT - PLTD STL	8	C	30.36	8.40	2.43	0.67
13 3/8" FLAT WASHER - PLTD STL	12	C	2.20	0.08	0.26	0.96
14 1/2" FLAT WASHER - PLTD STL	8	C	4.30	0.08	0.34	0.64
15 CUSTOM JCT BOX	1	E	985.00	2.00	985.00	2.00
16 3/4 PLYWOOD SHEET	2	E	75.00	1.25	150.00	2.50
17 REMOVE ATS	1	E	0.00	2.00	0.00	2.00
18 INSTALL ATS	1	E	20.00	2.00	20.00	2.00
19 INSTALL EX-HP1	1	E	20.00	3.50	20.00	3.50
20 INSTALL GENERATOR 40 CABLES	1	E	30.00	3.00	30.00	3.00
21 10 FEET 12" LADDER TRAY	1	E	85.00	1.00	85.00	1.00
22 BRKRS FOR GENERATOR BATT./BLOCK HEATER	1	E	85.00	2.00	85.00	2.00
23 18-2 FA CABLE - PLENUM	150	E	0.15	0.01	22.50	1.50
24 FA MONITOR MODULE	2	E	25.00	1.50	50.00	3.00
25 TIE IN START STOP	1	E	15.00	1.00	15.00	1.00
26 EXTEND EXHAUST FLEXIBLE HOSE 20'	1	E	250.00	4.00	250.00	4.00
27 TESTING	1	E	0.00	2.00	0.00	2.00
28 REFILL GENERATOR	1	E	830.00	0.00	830.00	0.00
29 LOCK OUT MAKE SAFE EXISTING ATS FEED	1	E	20.00	2.00	20.00	2.00
Totals	528				4,272.41	55.30

2	JOURNEYMAN	Crew	Hours	Rate \$	SubTotal	Brdn %	Firm \$	Brdn Tot.	Firm Tot.	Total	Full Rate	Code	Type
		3.00	55.30	100.07	5,533.87					5,533.87	100.07		
	Totals	3.00	55.30	100.07	5,533.87					5,533.87	100.07		

1	80 KW Generator (per month)	Alarm	Quantity	Field	Duration	Cost/Unit	Total Cost	Tax(%)	Overhead %	Markup %	Total	Notes	Code	Type
		Off	1.00	<None>	12.00	3,684.00	44,208.00		10.000		48,628.80			
	Generator Delivery one time fee	Off	1.00	<None>	1.00	800.00	800.00		10.000		880.00			
	Totals						45,008.00		4,500.80		49,508.80			

4	FIRE ALARM	Alarm	Cost	Adjustment %	Adjustment \$	Adj Cost	Vendor	Notes	Code	Type
		Off	1,350.00			1,350.00	JCI CONTROLS			
	Totals		1,350.00			1,350.00				

Final Pricing	Calculated (%)	Calculated (\$)	Variance (%)	Modified (\$)	Modified (%)	Alarm	Code
Database Material (Extension)		4,272.41		4,272.41			
Quoted Material		1,350.00		1,350.00			
Material Total		5,622.41		5,622.41			
Direct Labor		5,533.87		5,533.87			
Labor Total		5,533.87		5,533.87			
Equipment		45,008.00		45,008.00			
Total Cost		56,164.28		56,164.28			
Database Material Overhead	5.000	213.62		213.62	5.000		
Quoted Material Overhead	5.000	67.50		67.50	5.000		
Labor Overhead	5.000	276.69		276.69	5.000		
Equipment Overhead	10.000	4,500.80		4,500.80	10.000		
Total Overhead	9.007	5,058.61		5,058.61	9.007		
Database Material Markup	4.370	196.04		196.04	4.370		
Quoted Material Markup	5.000	70.88		70.88	5.000		
Labor Markup	5.000	290.53		290.53	5.000		
Total Markup	0.911	557.45		557.45	0.911		
Selling Price		61,780.34		61,780.34			
Final Price		61,780.34		61,780.34			



ALBANY COUNTY AIRPORT AUTHORITY



BID PACKAGE #2 ISSUED FOR BID



ALB - Center Terminal Passenger Screening

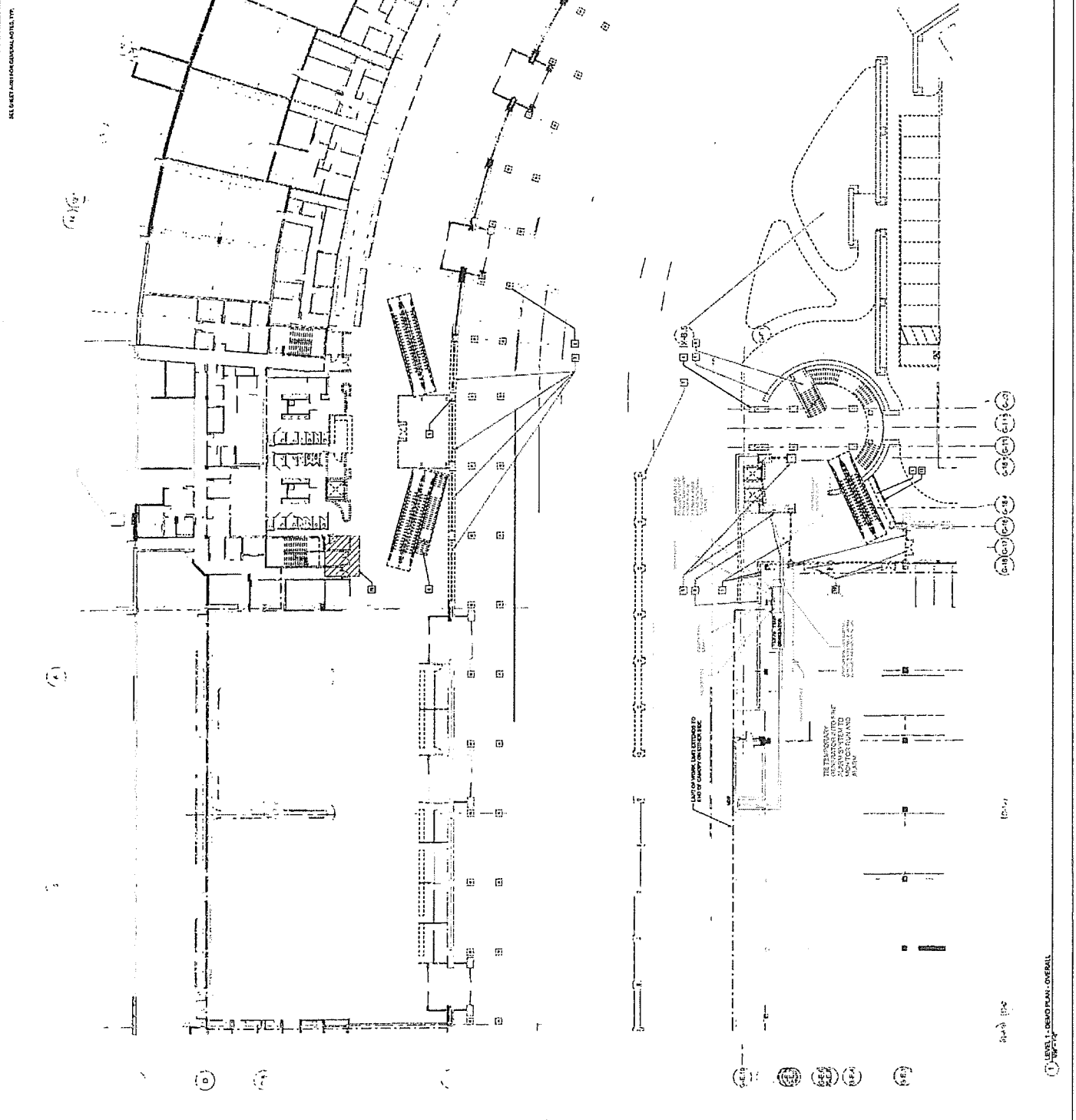
DATE	11/14/12
BY	11/14/12
DATE	11/14/12
BY	11/14/12

DEMOLITION PLAN - LEVEL 1

NO.	DATE	BY
1	11/14/12	11/14/12

AD-101

- NOTES:
1. ALL DEMOLITION SHALL BE IN ACCORDANCE WITH THE DEMOLITION ACT.
 2. ALL DEMOLITION SHALL BE IN ACCORDANCE WITH THE DEMOLITION ACT.
 3. ALL DEMOLITION SHALL BE IN ACCORDANCE WITH THE DEMOLITION ACT.
 4. ALL DEMOLITION SHALL BE IN ACCORDANCE WITH THE DEMOLITION ACT.
 5. ALL DEMOLITION SHALL BE IN ACCORDANCE WITH THE DEMOLITION ACT.
 6. ALL DEMOLITION SHALL BE IN ACCORDANCE WITH THE DEMOLITION ACT.
 7. ALL DEMOLITION SHALL BE IN ACCORDANCE WITH THE DEMOLITION ACT.
 8. ALL DEMOLITION SHALL BE IN ACCORDANCE WITH THE DEMOLITION ACT.
 9. ALL DEMOLITION SHALL BE IN ACCORDANCE WITH THE DEMOLITION ACT.
 10. ALL DEMOLITION SHALL BE IN ACCORDANCE WITH THE DEMOLITION ACT.
 11. ALL DEMOLITION SHALL BE IN ACCORDANCE WITH THE DEMOLITION ACT.
 12. ALL DEMOLITION SHALL BE IN ACCORDANCE WITH THE DEMOLITION ACT.
 13. ALL DEMOLITION SHALL BE IN ACCORDANCE WITH THE DEMOLITION ACT.
 14. ALL DEMOLITION SHALL BE IN ACCORDANCE WITH THE DEMOLITION ACT.
 15. ALL DEMOLITION SHALL BE IN ACCORDANCE WITH THE DEMOLITION ACT.
 16. ALL DEMOLITION SHALL BE IN ACCORDANCE WITH THE DEMOLITION ACT.
 17. ALL DEMOLITION SHALL BE IN ACCORDANCE WITH THE DEMOLITION ACT.
 18. ALL DEMOLITION SHALL BE IN ACCORDANCE WITH THE DEMOLITION ACT.
 19. ALL DEMOLITION SHALL BE IN ACCORDANCE WITH THE DEMOLITION ACT.
 20. ALL DEMOLITION SHALL BE IN ACCORDANCE WITH THE DEMOLITION ACT.





ALBANY COUNTY
AIRPORT
AUTHORITY

BID PACKAGE #4
ISSUED FOR BID

ALB - Capital Improv
Passenger Screening

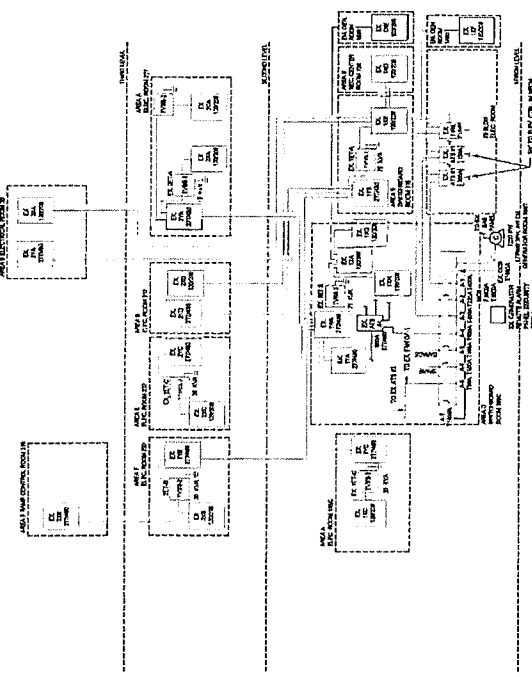


ELECTRICAL ONE LINE
DIAGRAM

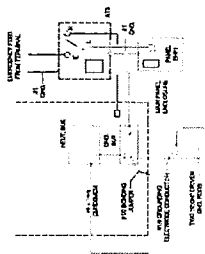
Project No.	120707
Sheet No.	E-601
Scale	AS SHOWN
Date	07/20/10

E-601

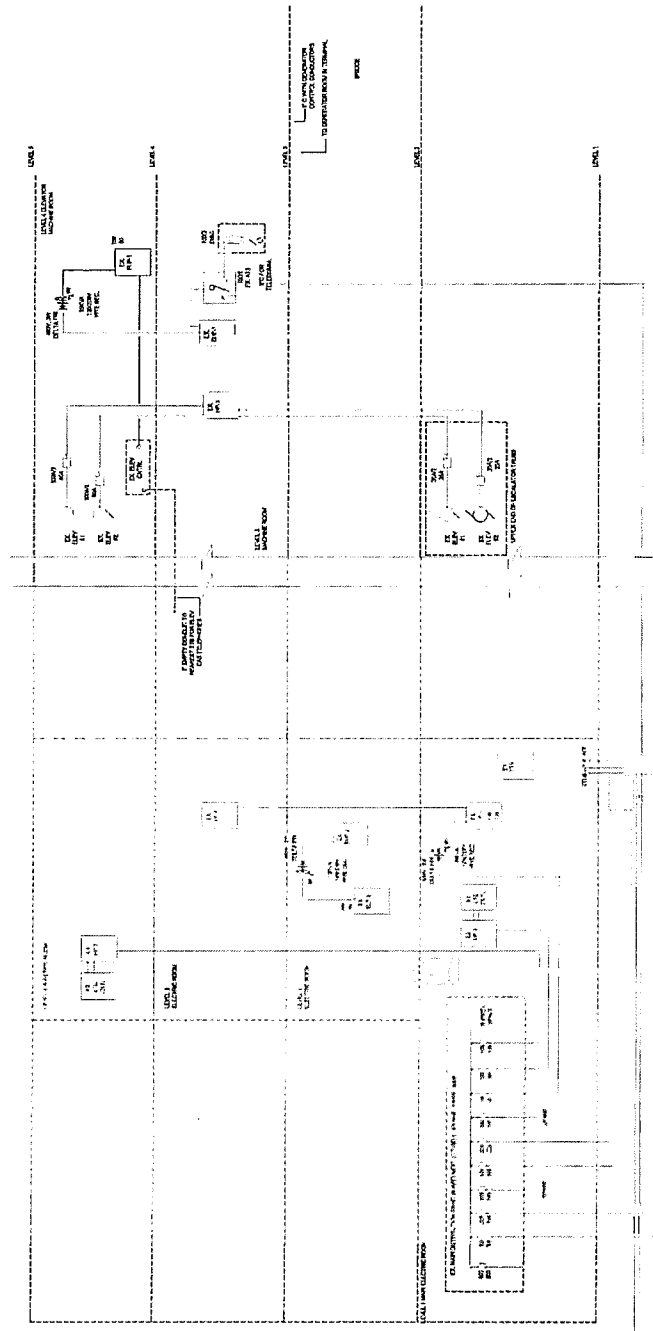
PCO-018a



1 - EXISTING ELECTRICAL ONE LINE DIAGRAM-EMERGENCY POWER



GROUNDING DETAIL



2 - EXISTING ELECTRICAL ONE LINE DIAGRAM-GARAGE

NOT TO SCALE
FOR INFORMATION ONLY
DO NOT CONSIDER THIS A CONTRACT DOCUMENT

DO NOT CONSIDER THIS A CONTRACT DOCUMENT
FOR INFORMATION ONLY
NOT TO SCALE



PCO-018a

Johnson Controls Fire Protection LP
1399 Vischers Ferry Road
Clifton Park , NY 12065
(518) 952-6040

Johnson Controls Fire Protection LP Quotation

To:
Dlc Electric Llc
479 State Route 40
TROY, NY 12182-3803

Project: AIA - Garage monitor modules - CPQ-496723
Johnson Controls Reference: 650496723
Proposal #: 1
Date: 12/04/2023
Page: 1 of 8

Johnson Controls is pleased to offer for your consideration this quotation for the above project

Fire, Security, Communications, Sales & Service
Offices & Representatives in Principal Cities throughout North America



Project: AIA - Garage monitor modules - CPQ-496723
 Johnson Controls Reference: 650496723
 Proposal #: 1
 Date: 12/04/2023
 Page: 2 of 8

Add to Garage FACP

Monitor Modules

QTY	MODEL NUMBER	DESCRIPTION
2	4090-9001	SUPERVISED IAM
2	4090-9807	COVER-ADDRESS MODULE SURFACE
2	4090-9810	BRACKET, IAM

Labor

QTY	MODEL NUMBER	DESCRIPTION
	PM LAB	PROJECT/CONSTRUCTION MGMT
	TECH LAB	TECHNICAL LABOR

Total net selling price, FOB shipping point, \$1,350.00

Johnson Controls has **not** included an estimate for all state and local sales tax for this quote based on the understanding that a valid exemption and/or resale certificate is received by Johnson Controls from Purchaser. Otherwise, actual sales tax due will be calculated and billed

Scope of Work

The above quotation does not include installation but includes final control connections and assistance in testing of the system by a SimplexGrinnell technician.

All installation of above equipment and any associated back boxes, wire, conduit and raceway provided by others.

All engineering, submittals, shop drawings, functional acceptance test and full customer training included.

The above quotation is valid for (30) thirty days and is based upon acceptance of delivery within (1) one year.

Warranty is 1 year.

The above quotation does not include sales or applicable use tax.

Payment Options:

Johnson Controls Capital Funding Solutions

Offering flexible solutions for your business needs! Allows for payment over time for products and installation costs with no down payment requirement. We offer a fast turnaround time with a simple web-based application and closing process.



POWER RENTAL QUOTE

Quote Number 12.5.23-PW-DLC Quote Date: 12/05/23

Store Name N/A

Rental Start Date: 12/18/23

CUSTOMER

Is this for a New Customer

Customer DLC Electric LLC
Address 479 State Route 40
City Troy
Contact Paul Ciancanelli

County Rensselaer
Email Address: paulc@dlcelectric.net

Customer # 0995727
Telephone (518) 326-8130
State NY Zip Code 12182

SHIPPING ADDRESS

Street Address/Site Name: Albany Airport-737 Albany Shaker Rd City: Colonie

State: NY Zip 12205 Contact: Paul Ciancanelli Phone: (518) 365-5012

QUOTE INFO

Table with 7 columns: Item#, Shift, Equipment Description, Not Applicable, OPER, CHARGE, Product Rate. Includes items like 80kw Generator, 50' 4/0 cables, and FL/MB Tails.

Pricing Is Valid For 30-Days And Is Based On Availability Total Product Equipment \$ 3,684.00

Milton CAT technician on-site to assist in setup and startup of rental product, Per Hours As needed (4 hour minimum - portal to portal optional service per customer request) \$175.00/hour or OT rate applies.

Fuel Service can be set up by Milton CAT for a 15% Handling Fee. Customer responsible for block heater/battery charger connections. Excessive cleaning charges will apply if necessary.

Please note - These products will need a Preventative Maintenance service performed at regular intervals of run time. The cost of these services will be calculated when the service is provided.

500 Hours [X] 1,000 Hours

Additional Equipment and Services - (Notes, RPO) The customer is responsible for all Diesel Emissions Fluids (DEF) for all Tier 4 emissions units T4(F). Failure to return the unit full of DEF will result in a \$7.00 Per Gallon Charge if MCAT Handles

Site Service Charges

Table with 2 columns: Charge Name, Amount. Includes Delivery \$400.00 and Pick Up \$400.00.

Summary Of Services

Table with 2 columns: Service Name, Amount. Includes RPP Rate 15%, RPP Per Period \$552.60, XCBLPFRX Per Period Cost \$3,684.00, Total for Additional Equip. & Services \$0.00, Freight \$800.00.

Rental/Sales Representative

Pamela Wasielewski 774-462-7423 pamela_wasielewski@miltoncat.com

Rental/Sales Coordinator

Elias Piraino 508-244-1821 elias_piraino@miltoncat.com

Any taxes, testing, fees, and permits are not included in the offer. The customer is responsible for all fuel, maintenance, start-up and breakdown. Units are allowed 176 Hours per month and 40 hours per week for single shift operation.

Agreement Number



RENTAL AGREEMENT

Start Date: 12/18/23

Quote Number 12.5.23-PW-DLC

NAME OF LESSEE DLC Electric LLC

ADDRESS 479 State Route 40

CITY TROY

COUNTY Rensselaer

CUSTOMER # 0995727

TELEPHONE (518) 326-8130

STATE NY ZIP CODE 12182

Southworth-Milton, Inc., hereinafter called the Lessor, agrees to lease to the Lessee for use at: See Shipping Address the equipment and/or generator described below upon the terms and conditions hereinafter stated.

LESSEE'S P.O #

The agreed total value of the equipment listed on page 2 is set at \$ See value on equipment page ("Total Value") for determining the Lessee's obligation for the reimbursement of lessor in the event of loss, damage or destruction of the equipment.

The rent for the equipment herein leased shall be \$ 3,684.00 per Not Applicable (day, week, billing period) exclusive of sales and/or use tax, fire, theft, vandalism (FTV), maintenance costs and other costs, expenses and charges of Lessee specified below, in advance, for a term of 28 Days billing period. The lease term shall commence on date of delivery to the Lessee. Except as otherwise provided herein, rent shall continue to accrue until the latter to occur of (a) the date said equipment is returned to Lessor's place of business, and (b) the expiration of the term of this agreement. If Lessee purchases said equipment, this lease shall be deemed to have been terminated and rent shall cease to accrue on the date of such purchase. Rent payments shall be made by Lessee at Lessor's place of business and shall continue on the same day of each month for the term hereof. FOR THE PURPOSES OF THIS AGREEMENT, A "BILLING PERIOD" IS 28 CONSECUTIVE DAYS. PAYMENT TERMS = NET 30 WITH APPROVED CREDIT.

The Lessee agrees not to use the equipment more than eight (8) hours in any one day nor more than five (5) eight (8) hour days in any one week nor more than twenty (20) eight (8) hour days in any one twenty eight (28) consecutive day period, unless Lessee agrees to pay additional compensation for overtime to Lessor.

Shipping Information

Street Address/Site Name: Albany Airport-737 Albany Shaker Rd

City: Colonie

State: NY Zip Code: 12205

Contact Name: Paul Ciancanelli

Contact Phone: (518) 365-5012

Contact Email:

Fire, Theft, Vandalism (RPP) \$ 552.60

All Applicable sales Taxes will be applied Sales Tax

Period Rate Cost \$ 3,684.00

Freight \$ 800.00

Additional Services \$ 0.00

Total Extended Cost \$ 5,036.60

All transportation charges from point of delivery to destination and return charges to the point of delivery are to be paid by the Lessee. The Lessor reserves the right to assign its interest in this agreement without Lessee's consent and the Lessee agrees that such assignee may succeed to and be entitled to exercise all of the rights of the Lessor. Such assignee's rights shall be free from all defenses, offsets, setoffs, recoupments, or counter claims which Lessee may be entitled to assert against Lessor. No such assignee shall be obligated to perform any duty, covenant or condition required to be performed by Lessor under the terms of this agreement.

The Lessor is not the manufacturer of the equipment nor the agent of said manufacturer. The Lessor makes no warranties either express or implied, including without limitation any warranty of merchantability or fitness for any particular purpose, with respect to the equipment unless endorsed herein in writing. Lessor does not undertake any responsibility with respect to the ordering, manufacturing, purchase, delivery, assembly, installation, testing, operation or servicing of the equipment. If, in the good faith opinion of Lessor, there should be any material discrepancy between the equipment as described herein and the equipment as delivered or the equipment should fail to comply with any warranty endorsed herein, then Lessor shall at its option within 30 days after the Lessee gives written notice of such discrepancy or noncompliance (a) correct such discrepancy or noncompliance either on site or at Lessor's place of business, (b) replace the equipment, or (c) terminate this lease. Lessor shall have no obligation hereunder unless such discrepancy or noncompliance is of a type which reasonable inspection and testing by the Lessee would not have revealed within three days of Lessee's receipt of the equipment, nor unless Lessee shall have given Lessor written notice of such discrepancy or noncompliance within ten (10) days after discovery thereof. In case of termination of this lease by the Lessor as a result of such discrepancy or noncompliance, Lessee shall be liable for rent through the date of termination together with transportation charges for the return of said equipment to Lessor's place of business from which the equipment was delivered. In no event shall Lessor be liable to Lessee, nor shall Lessee have any right of set-off or recoupment, for any loss, damage, or expense (including, without limitation, any incidental or consequential damages) of any kind caused or related to the use, inability to use, or attempted use of said equipment or any failure, defect or noncompliance in or with the equipment or any replacement parts, or any action or inaction or performance or nonperformance by the Lessor hereof or in connection with the transaction contemplated hereby. The foregoing exclusion of liability shall apply regardless of whether such liability is asserted to arise from breach of contract, negligence, strict products liability, or other tort or breach of legal duty.

The receipt and acceptance by the Lessee of said equipment shall constitute acknowledgment that said property has been accepted, that said property has been examined, operated under ordinary working conditions, and found in good condition and repair and fit for use unless the Lessee makes claim to the contrary to the Lessor by registered mail with return receipt requested within three days after receipt of said equipment.

This agreement is subject to the terms and conditions of the reverse side hereof, including but not limited to the applicable warranties herein. The front and reverse side together constitute the entire agreement between the parties. The Lessor's obligation to perform under this agreement is conditioned on the Lessee's compliance with the terms hereof.

Except as provided above, this agreement cannot be cancelled or terminated by Lessee. Lessee hereby agrees that its obligation to pay all rent and other amounts payable hereunder and to perform all of its duties with respect hereto shall be absolute and unconditional under any and all circumstances and that it shall so pay and perform without abatement or reduction for any reason, including without limitation any actual or alleged present or future claim or right of setoff or recoupment that the Lessee may have against the Lessor or against the supplier, manufacturer or dealer of the equipment.

Lessee agrees that the obligations undertaken herein by Lessee are for the purpose of furthering Lessee's income-producing business or activity.

We clearly understand this agreement and have read and agree to be bound by the conditions stated on the front and back of this agreement.

Lessee hereby acknowledges that Lessor has offered to him for rent Safety Equipment or devices which attach to the equipment and Lessee hereby release and discharges Lessor from any liabilities which Lessee might hereafter claim against Lessor by reason of Lessor's failure to advise Lessee of the availability of safety equipment or devices.

Any changes to the scope of work contained herein and/or additional terms and conditions added by the lessor may void pricing and terms of the agreement. If such a situation arises, lessee may provide a revised agreement to reflect pricing and terms as changed or required by the lessor.

SOUTHWORTH-MILTON, INC.

LESSOR

By Pamela Wasielewski

(Sales Representative)

Approved by:

(Authorized Representative)

Date: 12/05/23

LESSEE Paul Ciancanelli

(Individual, Company, Corporation, Partnership)


Signature

(Authorized Representative, Title)

This lease agreement is for immediate acceptance by the Lessee, but although so accepted does not constitute a contract until same is approved by an authorized representative of the Lessor and is subject to change or withdrawal until so approved.

QAS 95 & 125 JD T4F

Mobile Generator



Standard Scope of Supply

The Atlas Copco QAS 95 & 125 JD T4F generators are prime power, multi-voltage, sound attenuated, mobile generators. They are powered by a John Deere Tier 4 Final, liquid-cooled, four-cylinder diesel engine.

The units consist of an alternator, diesel engine, cooling system, electrical distribution and control systems - all enclosed within a sound attenuated enclosure fabricated from powder coated steel with zinc rich primer. 6000 hr salt spray test.

A broad range of undercarriage formats and options are available.

Special attention has been given to the overall product quality, user friendliness, ease of serviceability, and economical operation to ensure best in class total cost of ownership.

Available Models

QAS 95 JD T4F
QAS 125 JD T4F

Multiple voltage – 95 kVA prime power – John Deere engine
Multiple voltage – 125 kVA prime power – John Deere engine

Standard Features

- Compact, sound attenuated, corrosion resistant enclosure with single point lifting and 110% fluid containment
- Available as a skid mounted unit with forklift pockets, or on a dual axle trailer
- Heavy Duty alternator with AREP excitation and marine grade protection
- DeepSea controller
- Single side servicing with long run filters and 500-hour service intervals
- John Deere 4045 engine with DOC & SCR after-treatment, ETM system and limited 5-year limited warranty
- Identical enclosures and maintenance points between both models
- Battery Charger (12V, 6A)
- External Fuel Tank connections (3-way valve) located inside the enclosure
- Emergency Stop
- Remote Start / Stop

Benefits

- Extremely durable and environmentally sensitive, designed to be used for everything from the oil patch to special event power
- Versatility, giving you the flexibility to match your machine to the correct application
- Start-up power for the most demanding sites with 300% over load starting capabilities
- Reliable and intuitive controls for ease of use and diagnostic capabilities
- Reduced total cost of ownership with easy access for mechanics
- Proven engine platform with high reliability and Exhaust Temperature Management system that minimizes the risks of wet stacking
- Reduces stock of service kits and inventory of parts with rental ROI kept in mind
- On board charger to ensure the battery is always ready for service
- Flexibility to work with an external and larger fuel tank for extended autonomy
- External, recessed emergency stop for increased safety
- Allows connection as a critical back-up unit via a 2-wire dry contact connection in the distribution panel

QAS 95 & 125 JD T4F – Product Reference

Technical Data¹

Performance		QAS 95 JD	QAS 125 JD
Frequency	Hz	60	60
Rated prime power @ 480V 3Ø	kW/kVA	76 / 95	100 / 125
Rated standby power @ 480V 3Ø	kW/kVA	83 / 104	110 / 138
3Ø Power factor		0.8	0.8
3Ø Voltage in 480V switch position (series star w/neutral)	V	480Y / 277	480Y / 277
Amp capacity @480V	A	114	150
3Ø Voltage in 240-208V switch position (parallel star w/neutral)	V	240YY / 139-208YY	240YY / 139-208YY
Rated prime power @ 240V 3Ø	kW/kVA	76 / 95	100 / 125
Amp capacity @240V 3Ø	A	229	300
Rated prime power @208V 3Ø	kW/kVA	70 / 87	86.5 / 108
Amp capacity @208V 3Ø	A	242	300
Rated prime power 1Ø	kW/kVA	52 / 52	65 / 65
1Ø Power factor		1	1
1Ø Voltage in 120-240V switch position (Zig-Zag)	V	240 / 120	240 / 120
Amp Capacity @240V	A	217	271
Amp Capacity @120V	A	217 x 2	271 x 2
Main breaker – Rated Current In	A	400	400
Power distribution - Terminal board		5 Wire (L1, L2, L3, N, Ground)	5 Wire (L1, L2, L3, N, Ground)
Terminal board connections		Bare Wire Terminals	Bare Wire Terminals
Maximum terminal cable size		350MCM	350MCM
Convenience receptacles ²		2 x NEMA 5-20R GFCI & 3 x 125/250V 50A CS6369	2 x NEMA 5-20R GFCI & 3 x 125/250V 50A CS6369
Max. sound pressure level (LPA) @23' @75% Load	dB(A)	73	73
Electrical DEF Systems			
Fuel consumption at 100% load (PRP)	gal / h	5.36	7.06
Fuel consumption at 75% load (PRP)	gal / h	4.23	5.65
Fuel tank capacity	gal	166	166
Fuel autonomy @75% load & 90% of fuel capacity	h	35.3	26.4
DEF Tank Capacity	Gal (L)	9.19 (34.8)	9.19 (34.8)
Alternator (4-pole, 12V wire)			
Brand / Model		Leroy Somer 44.3 S3	Leroy Somer 44.3 S5
Excitation system		AREP (auxiliary winding)	AREP (auxiliary winding)
Digital Automatic Voltage Regulator (± 0.25%)		Leroy Somer D350	Leroy Somer D350
Insulation		Class H	Class H
Engine			
Model		John Deere 4045 HFG04	John Deere 4045 HFG06
US EPA Family		MJDXL04.5315	MJDXL0.4.5311
US EPA Tier		Tier 4 Final	Tier 4 Final
Displacement	L	4.5	4.5
Cylinders		4	4
Continuous engine output	hp	122	157
Gross engine power output	hp	133	172
Speed	rpm	1800	1800
Engine control		ECU	ECU
Aspiration		Turbo w/Intercooler	Turbo w/Intercooler
Engine oil capacity	US gal	5.4	5.4
Engine coolant capacity	US gal	2.25	2.25
Max. ambient temperature (@Sea Level) ³	*F	122	122
Min. starting temperature (w/o cold weather options)	*F	14	14
Minimum starting temperature (with cold weather options) ⁴	*F	-13	-13
Electrical system (Negative ground)	V	12	12
Engine alternator output	A	90	90
Battery Capacity (Cold Cranking Amps)	A	1100	1100

¹ All ratings are at a reference condition of 0' altitude and 20°C (72°F)

² Please see receptacle voltage configuration in Power Distribution section on page #6

³ Measured in accordance with ISO 2151 under free field conditions @ 7m (23ft) distance

⁴ Engine oil to meet CJ-4 (low ash oil)

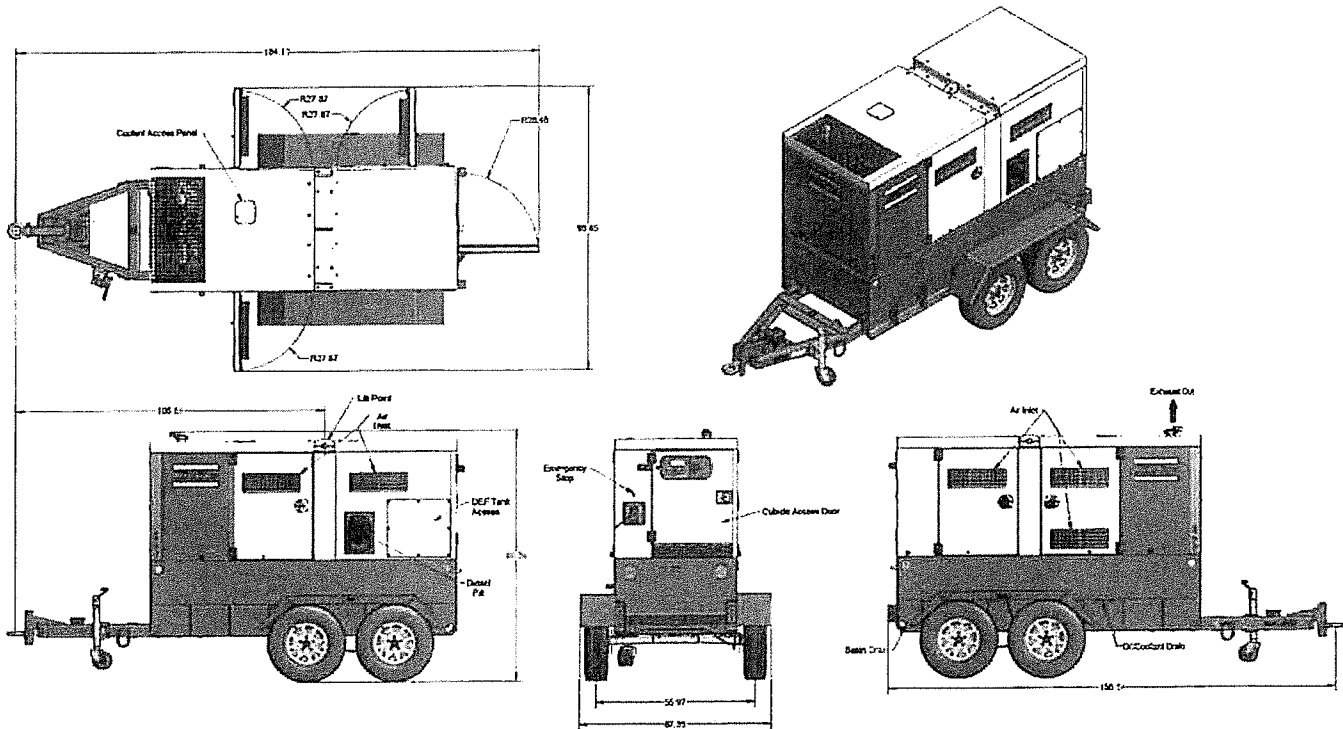
⁵ Please see "Derate Table" for altitude and temperature calculations on page #5

⁶ Cold weather option includes engine's variable speed fan and 0W40 synthetic oil. A 120V 1000W coolant heater comes as standard (no option needed).

QAS 95 & 125 JD T4F – Product Reference

Dimensions

Trailer Mounted



Weight

Trailer Mounted – Wet (ready to operate)
Trailer Mounted – Dry

Units

Lbs (kg)
Lbs (kg)

QAS 95 JD

6,342 (2,877)
4,875 (2,211)

QAS 125 JD

6,485 (2,942)
5,180 (2,350)

Dimensions

Trailer Mounted (L x W x H)

Inches

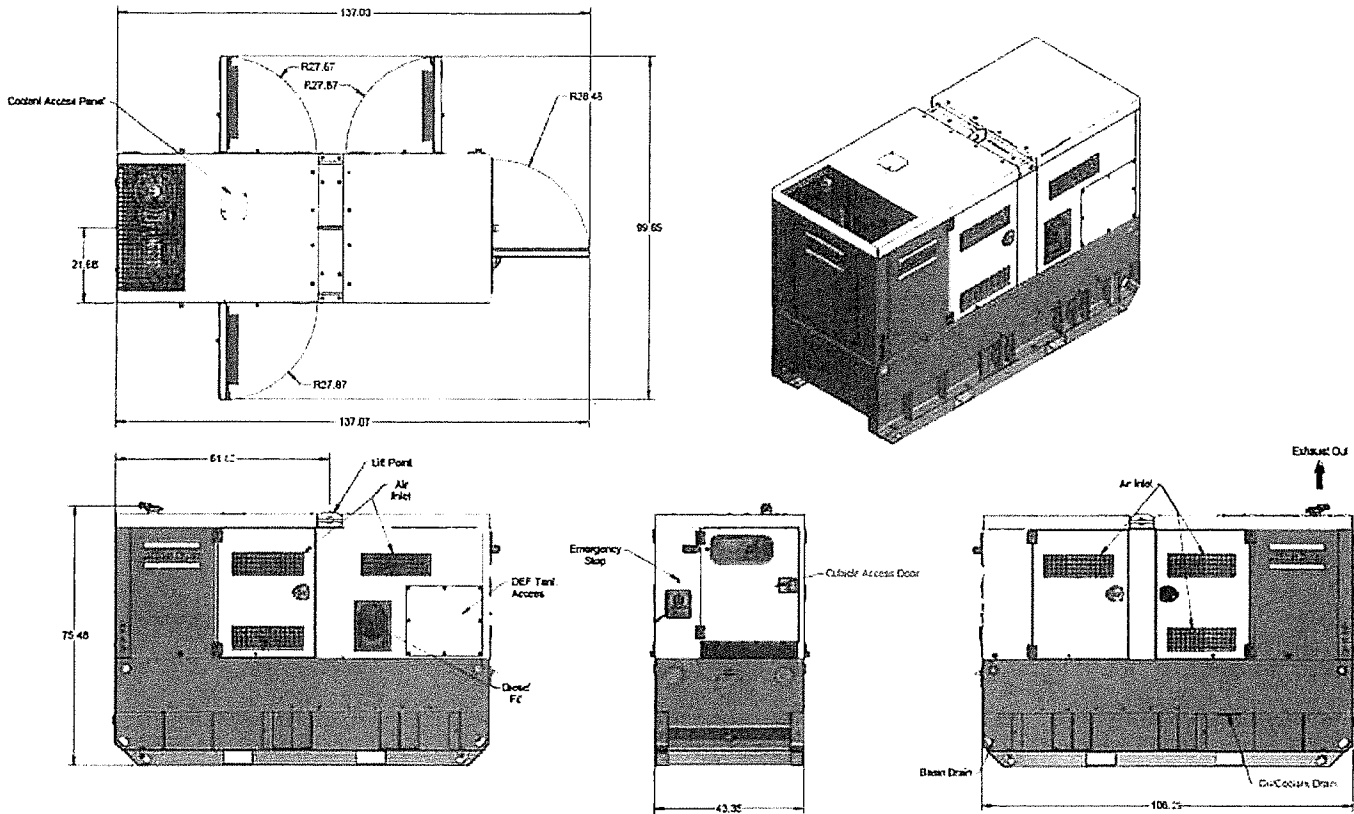
160 x 67 x 88

160 x 67 x 88

.QAS 95 & 125 JD T4F – Product Reference

Dimensions

Skid Mounted



Weight

Skid Mounted – Wet (ready to operate)
 Skid Mounted - Dry

Units

Lbs (kg)
 Lbs (kg)

QAS 95 JD

5,442 (2,468)
 3,975 (1,803)

QAS 125 JD

5,585 (2,533)
 4,280 (1,941)

Dimensions

Skid Mounted (L x W x H)

Inches

108 x 43 x 76

108 x 43 x 76

QAS 95 & 125 JD T4F – Product Reference

Principle Data

Alternator

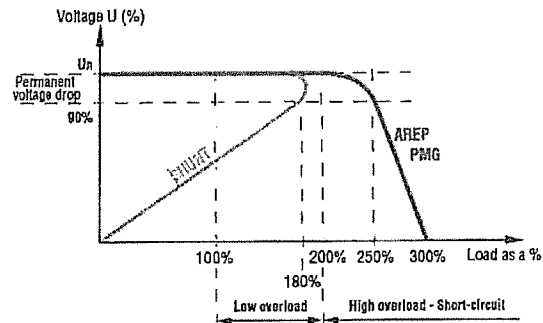
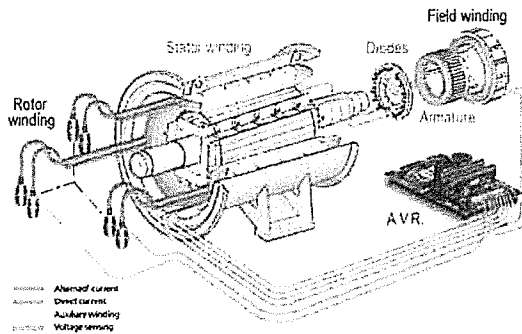
The Leroy Somer LSA alternators are designed for heavy duty continuous applications, with marine winding protection and AREP excitation system.

- AREP Excitation for superior motor starting capabilities
- Marine grade (relative humidity >95%) protection
- External multi-voltage selector switch (3-position)
- 4 pole brushless design with single bearing, Class H insulation and IP23 rating
- Voltage regulation +/- 0.25%
- Full Load acceptance of prime power rating

The AREP system uses 2 independent auxiliary windings located in the main stator to send supply voltage to the AVR:

- The voltage delivered by the first auxiliary winding H1 is proportional to the alternator output voltage (shunt characteristic).
- The voltage delivered by the second auxiliary winding H3 is proportional to the current drawn by the alternator and is a function of the applied load (compound characteristic – booster effect).
- The resulting phase-to-phase voltage supplies power to the AVR.

This power supply to the AVR power circuit is independent of the voltage sensing measured on the alternator output terminals. Therefore, the excitation current delivered by the AVR to the alternator exciter is independent of any voltage distortions (harmonics) due to the load. The AREP system gives the alternator a high overload capacity (load impact or starting electric motors) and a short-circuit capability (300% - 10 s) in order to provide discriminating protection: the alternator with AREP excitation is shorter than the one with PMG excitation. It is particularly suitable for demanding applications.

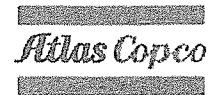


Performance @ Altitude and High Ambient Conditions

When using at altitude and high ambient conditions the engine and alternator will de-rate as per chart below.

QAS 95		Temperature °C (°F)									
Height m (Feet)	0	5	10	15	20	25	30	35	40	45	50
	(32)	(41)	(50)	(59)	(68)	(77)	(86)	(95)	(104)	(113)	(122)
0	100%	100%	100%	100%	100%	100%	100%	100%	100%	95%	90%
500 (1640)	100%	100%	100%	100%	100%	100%	100%	100%	100%	95%	90%
1000 (3280)	100%	100%	100%	100%	100%	100%	100%	100%	100%	95%	90%
1500 (4921)	100%	100%	100%	100%	100%	100%	95%	95%	95%	90%	90%
2000 (6561)	100%	100%	100%	100%	100%	100%	90%	90%	90%	85%	85%
2500 (8202)	95%	95%	95%	95%	95%	95%	85%	85%	85%	80%	75%
3000 (9842)	95%	95%	95%	95%	95%	95%	85%	85%	85%	80%	75%
3500 (11,482)	90%	90%	90%	90%	90%	90%	75%	75%	75%	75%	70%
4000 (13,123)	85%	85%	85%	85%	85%	85%	75%	75%	75%	75%	70%
4500 (14,764)	75%	75%	75%	75%	75%	75%	70%	70%	70%	65%	65%
5000 (16,404)	65%	65%	65%	65%	65%	65%	65%	65%	65%	65%	65%

QAS 125		Temperature °C (°F)									
Height m (Feet)	0	5	10	15	20	25	30	35	40	45	50
	(32)	(41)	(50)	(59)	(68)	(77)	(86)	(95)	(104)	(113)	(122)
0	100%	100%	100%	100%	100%	100%	100%	100%	100%	100%	95%
500 (1640)	100%	100%	100%	100%	100%	100%	100%	100%	100%	100%	95%
1000 (3280)	100%	100%	100%	100%	100%	100%	100%	100%	100%	100%	95%
1500 (4921)	100%	100%	100%	100%	100%	100%	100%	100%	100%	95%	90%
2000 (6561)	100%	100%	100%	100%	100%	100%	95%	95%	95%	90%	90%
2500 (8202)	100%	100%	100%	100%	100%	100%	90%	90%	90%	85%	80%
3000 (9842)	100%	100%	100%	100%	100%	100%	90%	90%	90%	85%	80%
3500 (11,482)	90%	90%	90%	90%	90%	90%	80%	80%	80%	75%	75%
4000 (13,123)	80%	80%	80%	80%	80%	80%	80%	80%	80%	75%	75%
4500 (14,764)	75%	75%	75%	75%	75%	75%	75%	75%	75%	70%	65%
5000 (16,404)	65%	65%	65%	65%	65%	65%	65%	65%	65%	65%	65%



QAS 95 & 125 JD T4F – Product Reference

Power Distribution

The main power is connected from the alternator through a 3-position voltage selector switch to the main power cubicle. The cubicle incorporates all power distribution, controls, sensing and protection devices.

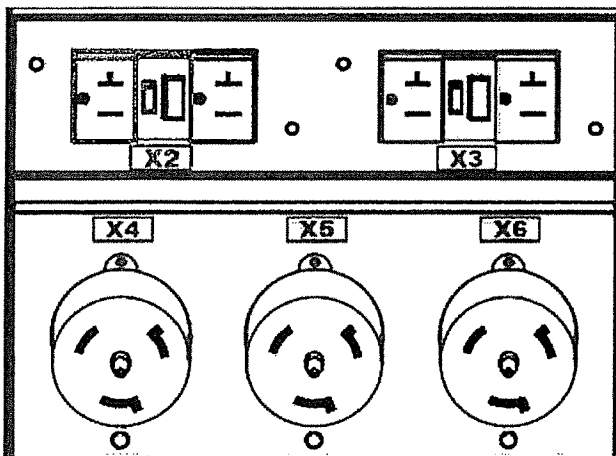
- ✓ 3-position Voltage Selector Switch (VSS)
- ✓ Current transformer x 3 (1 each leg)
- ✓ Single main breaker w/shunt trip
- ✓ Individual breakers for each receptacle
- ✓ Convenience receptacles located on outside of unit for easy access
- ✓ Terminal board for hard wiring
- ✓ Cam-Lock external quick connect (available as option)
- ✓ External emergency stop switch (recessed)
- ✓ Neutral bonded to Ground with a removable bonding link accessible in the control cubicle

Please refer to the chart below for power distribution and voltages. NOTE: All voltages below are subject to change, depending on set point of "Fine Voltage Adjustment" potentiometer and Voltage Selector Switch.

		120V Receptacle NEMA 5-20R	125/250V Receptacle CS6369	Terminal Board
Fine Voltage Adjustment *	Voltage Selector Switch Position			
	 240/120V 1Ø	120V	240/120V	
	 208/240V 3Ø	139V	240/139V	
	 208/240V 3Ø	120V	208/120V	
	 480V 3Ø	139V	240/139V	

*All voltages are adjustable with the "Fine Voltage Adjustment" potentiometer located on the control panel. Therefore, voltage may be different then what is shown in the above table. All voltages should be verified before connection to the unit.

Convenience Receptacles



Receptacle	Type
X2, X3	120V - NEMA 5-20R GFCI (outlets)
X4, X5, X6	125/250V - CS6369 (outlets)

Controller

The QAS 95 & 125 come equipped with a Deep Sea 7310 control module. This is a fully diagnostic ECU controller with large 3" display, that is intuitive and easy to operate with all functions conveniently at your fingertips. The controller also manages the engine ECU operating system, and a number of safety warnings and shutdowns on various parameters (listed below).

The controller is powered by a main On/Off switch located next to unit.

DeepSea 7310 Controller Functionality:

Home Page (displayed while running, scrolling every 3seconds)

- ✓ Generator voltage (ph-ph)

Status Page

- ✓ Generator voltage (ph-N)
- ✓ Generator voltage (ph-ph)
- ✓ Generator frequency
- ✓ Generator kw
- ✓ Generator power factor
- ✓ Generator amperage

Generator Page

- ✓ Generator current (A)
- ✓ Generator earth current
- ✓ Generator load (kw)
- ✓ Generator load (kVA)
- ✓ Generator power factor
- ✓ Generator load (kVA_r)
- ✓ Generator load (kWh, kVAh, kVA_rh)
- ✓ Generator phase sequence
- ✓ Dual mutual status

Event Page

- ✓ Displays the last 250 events

Remote Start/Stop

- ✓ Automatic start/stop via 2 wire dry contact connection

Operational Buttons

- ✓ Start button
- ✓ Stop button
- ✓ Automatic mode (external remote start)
- ✓ Up/Down arrows

Info Page


- ✓ Model number
- ✓ USB identification number
- ✓ Configured engine type
- ✓ Module's date and time
- ✓ Scheduler setting

Engine Page

- ✓ Engine speed
- ✓ Oil pressure
- ✓ Coolant temperature
- ✓ Engine battery volts
- ✓ Run Time
- ✓ Oil Temperature
- ✓ Fuel Temperature
- ✓ Turbo Pressure
- ✓ Fuel Pressure
- ✓ Fuel Consumption
- ✓ Fuel Used
- ✓ Fuel Level
- ✓ Auxiliary Sensors
- ✓ Engine Maintenance Due
- ✓ Engine ECU Link

Engine DTC Page

- ✓ This page contains any active Diagnostic Trouble Codes that the engine ECU is currently generating. These alarms are conditions detected by the engine ECU and displayed on the DSE controller.



Controller – Paralleling Option

The QAS 95 and QAS 125 JD T4F are also available as an option with a Qc4004 controller and Qd0701 capacitive touch screen display. This is a fully diagnostic ECU controller with large 7" diagonal (800 x 480 pixel) touch screen display that is intuitive and easy to operate with all functions conveniently at your fingertips. The controller also manages the engine ECU operating system, and a number of safety warnings and shutdowns on various parameters.

Additionally, our Power Management System (PMS) enables the optimization of fuel consumption and expands the generator lifetime. PMS manages the quantity of generators running in parallel with load demand, starting and stopping units in line with increases or decreases in load. This ensures the demand on each generator remains at a level which optimizes fuel consumption. This also eliminates the need for generators to run with low load levels, which can cause engine damage and shorten the life expectancy of the equipment.

Qc4004 Controller Benefits:

Modular Plant Capacity

- ✓ The Qc4004 controller allows up to 32 generators to be coupled in parallel to fit the power requirement of any application.

Remote communication capability

- ✓ The Qc4004 supports serial communication protocols including Modbus (RS-485, USB, and TCP/IP) and Profibus allowing you to supervise and control your genset/plant remotely.

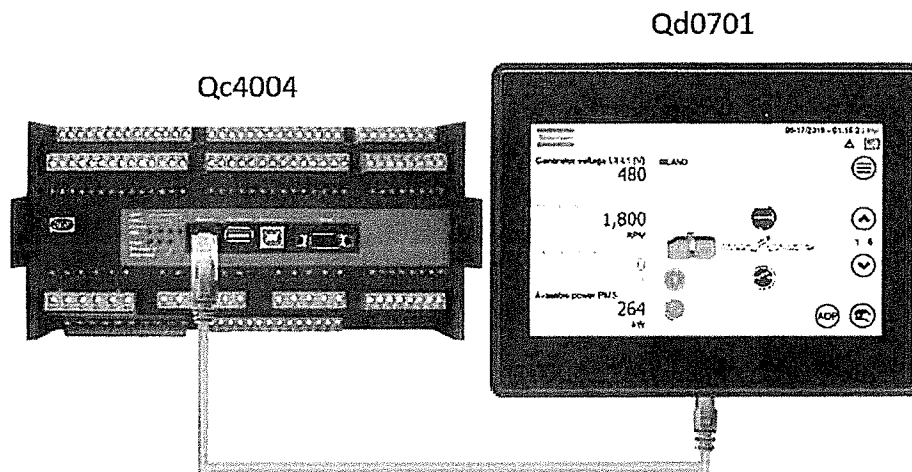
User friendly rental interface

- ✓ Rental companies will benefit from the standardized user interfaces. The controller has been designed with ease of operation in mind, and rental companies can easily set and lock parameters to ensure full protection of their equipment.

Available Modes:

- ✓ **Island mode** - Power plant with synchronizing generators or a stand-alone generator. Also applicable in critical power plants.
- ✓ **Automatic Mains Failure** - Critical power/emergency standby plants, black start generator.
- ✓ **Fixed power** - Power plant with fixed kW set point (including building load).
- ✓ **Peak shaving** - Power plant where generator supplies peak load demand paralleled to the mains.
- ✓ **Load takeover** - Plant mode where the load is moved from mains to generator, for example peak demand periods or periods with risk of power outages.
- ✓ **Mains power export** - Power plant with fixed kW set point (excluding building load).
- ✓ **Remote maintenance** - Used when the generator must supply the load while a distribution transformer is disconnected for service.

* All modes are configurable, and it is possible to change the plant mode on the fly both in single and in power management applications.



Engine**John Deere 4045**

John Deere Tier 4 Final, turbo charged, intercooled, four-cylinder, liquid-cooled diesel engine provides ample power to operate the generator continuously at full-load.

Meets all US EPA, CARB and Environment Canada exhaust legislations with Tier 4 Final compliance. The engine utilizes a Selective Catalytic Reduction (SCR) and Diesel Oxidation Catalyst (DOC) to meet final Tier 4 emissions All functionality of the engine is controlled automatically on the Deep Sea 7310 controller.

The engine has the capability to start the generator at 14°F (-10°C) with standard glow-plug aid. A 1000W, 110V coolant heater comes as standard and allows a minimum starting temperature of -13°F (-25°C) when using cold weather option (including engine's variable speed fan and 0W40 synthetic engine oil).

The 166 gal (628L) fuel tank is sufficiently sized to operate the unit at full-load condition for long run times (see chart on page 2 for specifications).

The engine operates on a 12V negative ground electrical system with a 90A charging alternator. The cooling system is suitably designed for continuous operation in ambient conditions up to 122°F (50°C), with canopy door closed.

Fuel System

A large 166 gal (628L) plastic fuel tank provides safe diesel storage while eliminating tank corrosion contaminants from being introduced to your fuel system. With integrated fuel water separator and filter, the system is designed to help maintain clean and trouble-free diesel supply to the engine for reliable trouble-free operation.

- ✓ Pad-lockable diesel fill cap
- ✓ Fuel / Water separator
- ✓ Inline priming pump (w/ filter)
- ✓ Fuel pre-filter
- ✓ Fuel supply pump (w/ strainer)
- ✓ Fuel level sensor
- ✓ Low fuel shut down feature (programmable level)

Scheduled maintenance

Standard equipped with filters sized and designed to allow 500-hour service intervals under normal operating conditions. Extended time between services reduces downtime and total cost of ownership of the unit over its lifetime.

500 Hour Service Interval:

- ✓ Air filter
- ✓ Oil filter
- ✓ Fuel filter
- ✓ Fuel / water separator

1000 Hour Service Interval:

- ✓ Air filter
- ✓ Oil filter
- ✓ Fuel filter
- ✓ Fuel / water separator
- ✓ V-Belt

NOTE: Site specific operating conditions such as; poor fuel quality and low load profile may require more frequent service intervals.

Enclosure & Frame

The generator enclosure is designed for extreme applications to provide superior performance and reliability.

The enclosure is made of carbon steel, which is treated in a zinc rich primer then powder coated for optimal corrosion resistance and tested with salt spray for 6000 hours. The enclosure and frame are fully sealed from the radiator to the back of the unit, providing a true 110% containment of all fluids.

- ✓ 16Ga carbon steel, zinc rich primed, powder coated enclosure, 6000-hour salt spray tested
- ✓ Heavy duty, 7Ga carbon steel base frame
- ✓ 110% fluid containment
- ✓ Larger 166 gal (628L), polyethylene fuel tank
- ✓ Convenient 2" NPT drain at rear of machine to clean out the containment frame
- ✓ Superior level of rain ingress protection and design features
- ✓ Pad-lockable doors and fuel cap
- ✓ Engine fluid plumbed to exterior of frame for ease of service
- ✓ Central lifting point
- ✓ Sound dampening material and design to allow quiet operation at 73 dB(A)

Undercarriage

The QAS 95 & 125 is available with two undercarriage alternatives, providing utmost flexibility in installation, site handling or towing. Both the skid frame and the trailer mount the same way and can be interchanged for versatility.

Trailer:

- ✓ Dual axle
- ✓ Available with electric (standard) or hydraulic (option) brakes
- ✓ DOT/Federal MVSS 49CFR571 approved light package and 7 flat blade RV style plug
- ✓ Adjustable height pintle hitch (3" lunette)
- ✓ 15" Rims w/ ST205/75D15 Tires for trailer use
- ✓ Heavy Duty torsion axles rated at 3,500 lbs each (total 7,000 lbs) w/ brakes
- ✓ GR40 5/16" Safety chains with 3/8" clevis slip hook and safety chain
- ✓ Screw jack leveling, with jockey wheel, 1,500 lbs static capacity
- ✓ Single point lifting structure
- ✓ D-Ring Tie down points x4

Skid mounted:

- ✓ Sub-frame skid with integrated forklift pockets
- ✓ Heavy duty design for use in extreme conditions
- ✓ Frame is ¼" wider than machine to reduce damage from forklifts
- ✓ Built-in locations for straps or chains to secure the unit for transport
- ✓ Single point lifting structure

Factory Options Available

- Hydraulic brakes
- 2" or 2 5/16" ball hitches (shipped loose)
- Trailer stabilizer jacks
- Trailer mounted toolbox
- Spare Tire & mount
- Skid mount
- Cold weather kit (Variable Speed Fan + 0W40 synthetic engine oil)
- Fleetlink (Telematics system)
- Parallel Cubicle (includes Qc4004 controller + Touch Screen Display and Motorized Circuit Breaker)
- Battery charger (12V, 6A) – standard on SV* and RS** models
- External Fuel Tank connection (3-way valve) – standard on SV* and RS** models
- Solar charger (7W panel) – standard on RS** models
- Camlock quick connections (5 x 400A) – standard on RS** models

*SV = Stock Version

**RS = Rental Spec

Manufacturing & Environmental Standards

The **QAS 95 & 125 JD T4F** is manufactured following stringent ISO 9001 Quality Management requirements, and by a fully implemented Environmental Management & Occupational Health and Safety Systems fulfilling ISO 14001 & ISO 45001 requirements.



Attention has been given to ensure minimum negative impact to the environment.

The **QAS 95 & 125 JD T4F** meets all current US EPA, CARB and Environment Canada exhaust and noise emission directives.



Supplied Documentation

The unit is delivered with documentation regarding:

- Hard copies of the Atlas Copco Operators Safety and Instruction Manual, Atlas Copco Parts Book, John Deere Engine Manual and Parts book, in English as well as electronic copies available on request.
- Warranty Registration card for engine and Atlas Copco Generators (Units must be registered upon receipt).

Warranty Coverage

Atlas Copco Generator: Warrantied to be free from defects with regard to material and workmanship for the period of eighteen (18) months from date of shipment from the factory, or twelve (12) months from date of initial startup, whichever occurs first, without limitation of running hours.

John Deere Engine: John Deere Diesel engines are warranted to be free from defects with regard to materials and workmanship for the period of twelve (12) months without limitations in running hours, or twenty-four (24) months prior to the accumulation of 2,000 hours from the date of invoicing from Atlas Copco.

Leroy Somer Alternator: Warrantied to be free from defects with regard to material and workmanship for the period of twenty-seven (27) months from date of shipment from the factory, or twenty-four (24) months from date of initial startup or 10,000 hours, whichever occurs first.

Extended Warranty Programs: Programs are available; please contact your local sales representative for more info.

PCO-021



MLB Construction Services LLC
One Stone Break Road
Malta, NY 12020
Tel: 518-289-1371
Fax: 518-289-1652

PROPOSAL

SUBMITTED TO: Rob Wagner Turner Construction Company 1 Computer Drive South Albany, NY 12205	PROJECT NAME Alb. Airport 21-1082-GC	
	PROJECT NO. 23-110	DATE 12/21/23
	PROPOSAL NO. 23	PROPOSAL AMOUNT \$ 1,394.21

Per NOC 23 dated 12/21/2023, MLB Construction Services LLC is pleased to present our proposal for the following:
Per PCO-021 and the response to RFI-081, provide flowable fill at the existing/abandoned CMP discovered on site.

Description	Labor	Material	Equipment	Subcontract	Other	Price
M Sullivan Construction Inc				\$1,327.82		\$1,327.82
					Subtotal:	\$1,327.82
		MLB OH&P (Subcontractor)		\$1,327.82	5.00%	\$66.39
					Total:	\$1,394.21

If you have any questions, please contact me at 518-289-1371.

- We reserve the right to request an extension of time together with additional cost incurred at a later date.
- We request calendar days extension of time for the above work.
- This proposal may be withdrawn by us if not accepted within 10 days.

WE HAVE NOT BEEN DIRECTED TO PROCEED WITH THIS WORK.

OWNER MUST RETURN THIS PROPOSAL WITH THEIR SIGNED APPROVAL SHOWN BELOW BEFORE WORK CAN BEGIN .

Submitted by:  12/21/23
Craig Bitti
MLB Construction Services LLC

Approved by: _____
Date: _____

Cc: JMD/SAS/File (MLB Construction Services, LLC)



Turner Construction Company
1 Computer Drive South
Albany, New York 12205

December 20, 2023

Mr. Jeff Lino
MLB Construction [BP-02]
Vice President
1 Stonebreak Road
Ballston Spa, NY 12020

RE: Albany County Airport Authority
PCO-021 Flowable Fill Unforeseen Pipe (T&M)

Dear Mr. Lino,

In accordance with the contract documents, you are hereby requested to provide a cost for the following scope of work:

- Per BP-02 RFI-081, the T&M work associated with the flowable fill provided for the 20" corrugated abandoned pipe found during the waterline excavation. (BP-02 RFI-081 attached for convenience.)

Please submit your proposal within seven (7) days of receipt of this Request for Proposal. Please reference the PCO number when submitting your proposal.

Please feel free to contact me if you have any questions regarding this request.

Sincerely,

A handwritten signature in cursive script that reads "Gaby Rosario".

Gaby Rosario
Project Engineer
Turner Construction Company



TCCo New York North
1 Computer Drive South
Albany, New York 12205
P: (518) 432-0277
F: (518) 432-0279

Project: 230609 Albany Airport: Terminal
Expansion
737 Albany Shaker Rd.
Albany, New York 12211

RFI #BP-02 RFI-081: BP-02 RFI-081: Open 20" Corrugated Pipe Discovered During Waterline Excavation

Status Closed on 12/06/23

To Derek Petruzzo (Turner Construction Company) **From** Patrick Pratico (MLB Construction Services, LLC)

Date Initiated Dec 6, 2023 **Due Date** Dec 9, 2023

Location **Project Stage** Course of Construction

Cost Impact Yes (Unknown) **Schedule Impact** Yes (Unknown)

Spec Section **Cost Code**

Drawing Number **Reference**

Linked Drawings [C-302](#)

Received From Patrick Pratico (MLB Construction Services, LLC)

Copies To Eddie Andres (Turner Construction Company), Todd Cirillo (CHA), Nathaniel Cram (CHA), Craig Dittl (MLB Construction Services, LLC), John LaClair, PE (Albany County Airport Authority), Jeff Lino (MLB Construction Services, LLC), Kelly Melarango (CHA), Maureen Moran (CHA), Jo Anne Nichols (MLB Construction Services, LLC), Derek Petruzzo (Turner Construction Company), Damien Pinto-Martin (MLB Construction Services, LLC), Patrick Pratico (MLB Construction Services, LLC), Ashley Richards (CHA), Gaby Rosario (Turner Construction Company), Robert Wagner (Turner Construction Company)

Activity

Question *Question from Patrick Pratico MLB Construction Services, LLC on Tuesday, Dec 5, 2023 at 12:41 PM EST*

During the excavation of waterline installation, a 20" corrugated pipe was discovered open at both end of the excavation. This pipe is believed to be abandoned at this location. How will this corrugated pipe be closed off and waterline installation to continue? (Please see attached Drawing and photos for current condition.)

This is a high priority and needs to be answer immediately.

Attachments
RFI Corrugated Pipe.pdf

Official Response *Response from Gaby Rosario Turner Construction Company on Wednesday, Dec 6, 2023 at 03:48 PM EST*

20" Corrugated pipe was reviewed and was found to be abandoned. Findings were reviewed with owner, owner requested pipe to be filled with flowable fill. Please proceed with providing flowable fill in abandoned pipe. Please proceed on T&M.

All Replies *Response from Gaby Rosario Turner Construction Company on Wednesday, Dec 6, 2023 at 03:48 PM EST*

20" Corrugated pipe was reviewed and was found to be abandoned. Findings were reviewed with owner, owner requested pipe to be filled with flowable fill. Please proceed with providing flowable fill in abandoned pipe. Please proceed on T&M.







CUSTOMER'S ORDER NO. PFE 81	PHONE	MECHANIC	HELPER	STARTING DATE 12/6/23
BILL TO MLB				ORDER TAKEN BY
ADDRESS				<input type="checkbox"/> DAY WORK
CITY				<input type="checkbox"/> CONTRACT
JOB NAME AND LOCATION ALBANY AIRPORT				<input checked="" type="checkbox"/> EXTRA
			JOB PHONE	

DESCRIPTION OF WORK

Flow Fill 24" CMP (ABANDONED)

8 yds Flow Fill

2 - LABORERS 1 HR

Foreman 1 HR

John V. P. Inc. at Labra only	TOTAL MATERIALS	
	TOTAL LABOR	
	TAX	
DATE COMPLETED	WORK ORDERED BY	TOTAL AMOUNT \$

Signature [Signature] No one home Total amount due for above work: or Total billing to be mailed after completion of work.

I hereby acknowledge the satisfactory completion of the above described work

Bonded Concrete Inc.
P.O. Box 189
Watervliet NY 12189
Tel: (518)273-5800
Email: ar@bondedconcrete.com



Invoice No.
10102667
Invoice Date
Dec 09, 2023

Customer	Shipped To
M Sullivan Const. Inc 131 Tivoli Street Albany NY 12207	ALBANY INTERNATIONAL AIRPORT TERMANIAL UP RT155 ON LEFT JUST BEFORE PARKING GARAGE- TERMINAL

Plant	Code	Order#	Page
Colonie	SULL01	ALBANY INT	1 of 1

Ticket	Date	Description	Code	Quantity	Unit Price	Amount
1093294	12/06/2023	Flowable Concrete Fill	FLOW	8.00 CYD	\$110.00	\$880.00
		Fuel Surcharge	FUEL	1.00 EA	\$20.00	\$20.00
		Cold Weather Concret	HOT	8.00 CYD	\$9.00	\$72.00

Discount of	\$19.44 if paid by ACH before Dec 24/2023	Total Sale	\$972.00
		Taxes	\$77.76
		Invoice Total	\$1,049.76

PCO-022



MLB Construction Services LLC
 One Stone Break Road
 Malta, NY 12020
 Tel: 518-289-1371
 Fax: 518-289-1652

PROPOSAL

SUBMITTED TO: Rob Wagner Turner Construction Company 1 Computer Drive South Albany, NY 12205	PROJECT NAME Alb. Airport 21-1082-GC	
	PROJECT NO. 23-110	DATE 12/21/23
	PROPOSAL NO. 24	PROPOSAL AMOUNT \$ 2,802.98

Per NOC 24 dated 12/21/2023, MLB Construction Services LLC is pleased to present our proposal for the following:

Per PCO-022 and RFI-082, remove the existing foundations on T&M impeding the water line install. These foundations were deemed unforeseen and not known to be present.

Description	Labor	Material	Equipment	Subcontract	Other	Price
M Sullivan Construction Inc				\$2,669.50		\$2,669.50
					Subtotal:	\$2,669.50
		MLB OH&P (Subcontractor)		\$2,669.50	5.00%	\$133.48
					Total:	\$2,802.98

If you have any questions, please contact me at 518-289-1371.

- We reserve the right to request an extension of time together with additional cost incurred at a later date.
- We request calendar days extension of time for the above work.
- This proposal may be withdrawn by us if not accepted within 10 days.

WE HAVE NOT BEEN DIRECTED TO PROCEED WITH THIS WORK.

OWNER MUST RETURN THIS PROPOSAL WITH THEIR SIGNED APPROVAL SHOWN BELOW BEFORE WORK CAN BEGIN.

Submitted by:  12/21/23
 Craig Dittl
 MLB Construction Services LLC

Approved by: _____
 Date: _____

Cc: JMD/SAS/File (MLB Construction Services, LLC)



Turner Construction Company
1 Computer Drive South
Albany, New York 12205

December 20, 2023

Mr. Jeff Lino
MLB Construction [BP-02]
Vice President
1 Stonebreak Road
Ballston Spa, NY 12020

RE: Albany County Airport Authority
PCO-022 BP-02 RFI-082 Unforeseen Existing Foundation (T&M)

Dear Mr. Lino,

In accordance with the contract documents, you are hereby requested to provide a cost for the following scope of work:

- Per BP-02 RFI-082, the T&M work associated removing areas of the concrete structure that conflict with BP-02 underground utilities relocation scope. (BP-02 RFI-082 attached for convenience.)

Please submit your proposal within seven (7) days of receipt of this Request for Proposal. Please reference the PCO number when submitting your proposal.

Please feel free to contact me if you have any questions regarding this request.

Sincerely,

A handwritten signature in cursive script that reads "Gaby Rosario".

Gaby Rosario
Project Engineer
Turner Construction Company



TCCo New York North
1 Computer Drive South
Albany, New York 12205
P: (518) 432-0277
F: (518) 432-0279

Project: 230609 Albany Airport: Terminal
Expansion
737 Albany Shaker Rd.
Albany, New York 12211

RFI #BP-02 RFI-082: BP-02 RFI-082: Waterline Installation Conflict with Existing Concrete Structure

Status Closed on 12/18/23

To Derek Petruzzo (Turner Construction Company) **From** Patrick Pratico (MLB Construction Services, LLC)

Date Initiated Dec 6, 2023 **Due Date** Dec 27, 2023

Location **Project Stage** Course of Construction

Cost Impact Yes (Unknown) **Schedule Impact** Yes (Unknown)

Spec Section **Cost Code**

Drawing Number **Reference**

Linked Drawings [C-302](#)

Received From Patrick Pratico (MLB Construction Services, LLC)

Copies To Eddie Andres (Turner Construction Company), Todd Cirillo (CHA), Nathaniel Cram (CHA), Craig Dittl (MLB Construction Services, LLC), John LaClair, PE (Albany County Airport Authority), Jeff Lino (MLB Construction Services, LLC), Kelly Melarango (CHA), Maureen Moran (CHA), Jo Anne Nichols (MLB Construction Services, LLC), Derek Petruzzo (Turner Construction Company), Damien Pinto-Martin (MLB Construction Services, LLC), Patrick Pratico (MLB Construction Services, LLC), Ashley Richards (CHA), Gaby Rosario (Turner Construction Company), Robert Wagner (Turner Construction Company)

Activity

Question **Question from Patrick Pratico MLB Construction Services, LLC on Wednesday, Dec 6, 2023 at 08:51 AM EST**
During the installation of Waterline on 12/5/2023, an existing concrete structure was found which is in the path of the waterline. See attached drawing and photos for location and current condition. Please advise how to proceed and how to remove the existing concrete structure.

Attachments
BP-02 RFI - 082 Waterline install conflict with existing Concrete structure.pdf

Official Response **Response from Gaby Rosario Turner Construction Company on Wednesday, Dec 6, 2023 at 04:00 PM EST**
Existing concrete structure is an unforeseen condition. The owner has agreed to removing areas of the concrete structure that conflict with BP-02 underground utilities relocation scope. Please proceed with demolition on T&M.

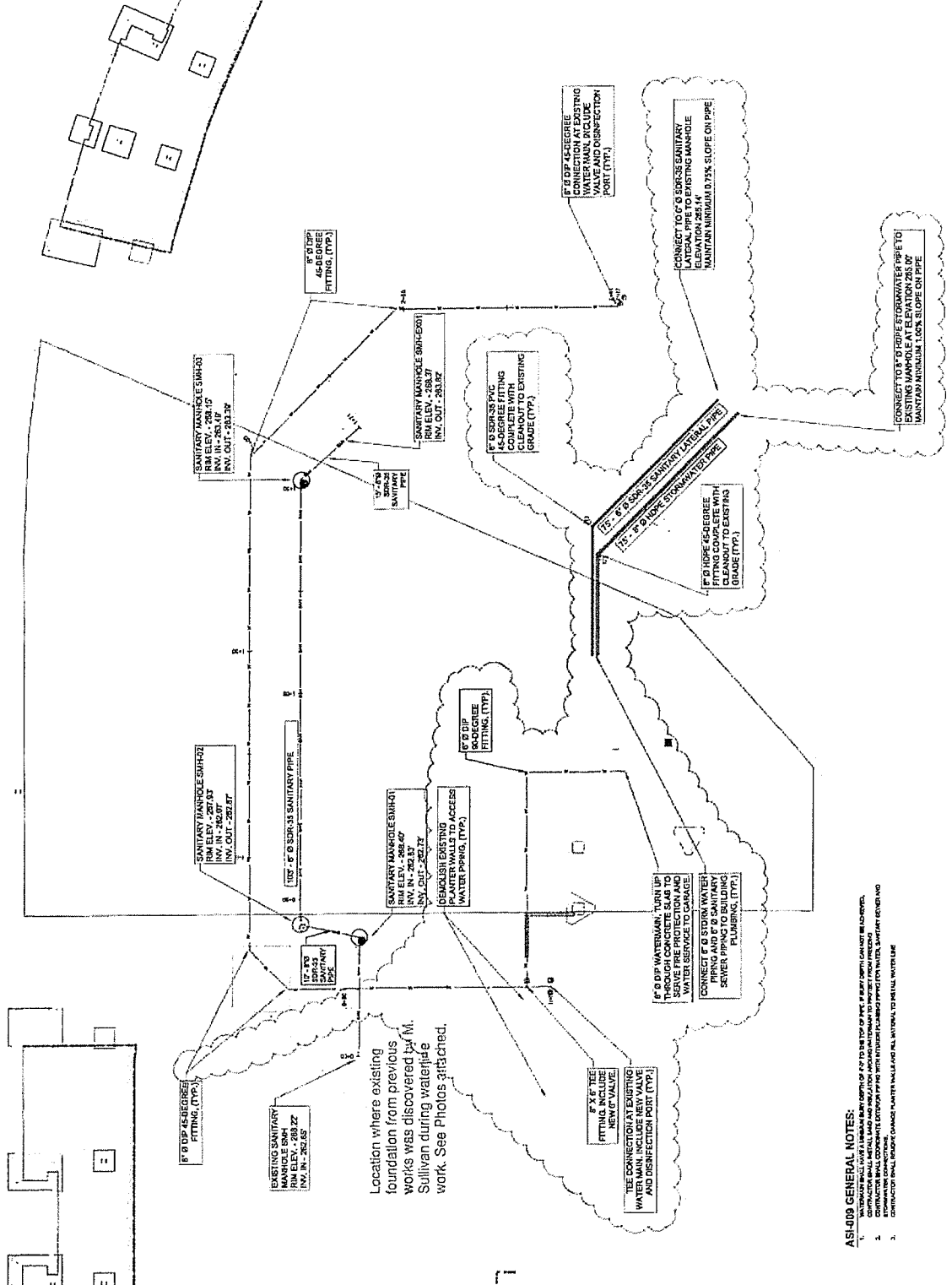
All Replies **Response from Gaby Rosario Turner Construction Company on Wednesday, Dec 6, 2023 at 04:00 PM EST**
Existing concrete structure is an unforeseen condition. The owner has agreed to removing areas of the concrete structure that conflict with BP-02 underground utilities relocation scope. Please proceed with demolition on T&M.

UTILITY LINE LEGEND

SYMBOL	DESCRIPTION
(Symbol)	Sanitary Sewer
(Symbol)	Potable Water
(Symbol)	Storm Sewer
(Symbol)	Gas
(Symbol)	Electric
(Symbol)	Telephone
(Symbol)	Cable TV
(Symbol)	Fire Alarm
(Symbol)	Other

UTILITY SYMBOL LEGEND

SYMBOL	DESCRIPTION
(Symbol)	Sanitary Sewer Manhole
(Symbol)	Potable Water Manhole
(Symbol)	Storm Sewer Manhole
(Symbol)	Water Valve
(Symbol)	Water Meter
(Symbol)	Water Stop
(Symbol)	Water Main
(Symbol)	Water Main with Valve
(Symbol)	Water Main with Stop
(Symbol)	Water Main with Valve and Stop
(Symbol)	Water Main with Valve and Stop and Meter
(Symbol)	Water Main with Valve and Stop and Meter and Water Stop
(Symbol)	Water Main with Valve and Stop and Meter and Water Stop and Water Meter
(Symbol)	Water Main with Valve and Stop and Meter and Water Stop and Water Meter and Water Stop
(Symbol)	Water Main with Valve and Stop and Meter and Water Stop and Water Meter and Water Stop and Water Meter and Water Stop and Water Meter



- ASI-009 GENERAL NOTES:**
1. CONTRACTOR SHALL VERIFY ALL EXISTING UTILITY LOCATIONS AND DEPTHS PRIOR TO CONSTRUCTION.
 2. CONTRACTOR SHALL COMPLY WITH ALL LOCAL, STATE AND FEDERAL REGULATIONS AND STANDARDS FOR THE PROTECTION OF THE ENVIRONMENT.
 3. CONTRACTOR SHALL MAINTAIN ALL EXISTING UTILITY LOCATIONS AND DEPTHS UNLESS OTHERWISE NOTED.





				DATE OF ORDER
CUSTOMER'S ORDER NO. RFI 82	PHONE	MECHANIC	HELPER	STARTING DATE 12/6/23
BILL TO MLB			ORDER TAKEN BY	
ADDRESS			<input type="checkbox"/> DAY WORK <input type="checkbox"/> CONTRACT <input checked="" type="checkbox"/> EXTRA	
CITY				
JOB NAME AND LOCATION ALBANY AIRPORT				
			JOB PHONE	

DESCRIPTION OF WORK

REMOVE OLD TERMINAL FOUNDATION TO
FACILITATE UTILITIES INSTALLATION

- K-80 EXCAVATOR w/hammer w/ OPERATOR 4 HRS ✓
- K-70 EXCAVATOR w/ OPERATOR 4 HRS ✓
- 2 - LABORERS 2 HRS ✓
- Foreman 2 HRS ✓

DATE COMPLETED		WORK ORDERED BY		TOTAL MATERIALS	
				TOTAL LABOR	
				TAX	
				TOTAL AMOUNT \$	

Signature [Signature] No one home Total amount due for above work: or Total billing to be made after completion of work

I hereby acknowledge the satisfactory completion of the above described work

R11-EE.

				DATE OF ORDER
CUSTOMERS ORDER NO.	PHONE	MECHANIC	HELPER	STARTING DATE 12/15/23
BILL TO MLB				ORDER TAKEN BY
ADDRESS				<input type="checkbox"/> DAY WORK
CITY				<input type="checkbox"/> CONTRACT
JOB NAME AND LOCATION ALBANY AIRPORT				<input checked="" type="checkbox"/> EXTRA
				JOB PHONE

DESCRIPTION OF WORK

REMOVE ABANDONED STORM LINES IN WAY OF WATER DEP

K-80 EXCAVATOR w/ HAMMER w/ OPERATOR 1/2 hr ✓
 K-170 EXCAVATOR w/ OPERATOR 1/2 hr ✓
 2 LABORERS 1/2 hr ✓

Joseph MACERA
Verify of Labor Order

	TOTAL MATERIALS		
	TOTAL LABOR		
	TAX		
DATE COMPLETED 12/14/23	WORK ORDERED BY	TOTAL AMOUNT \$	

Signature Joseph Macera No one home Total amount due for above work; or Total billing to be mailed after completion of work

I hereby acknowledge the satisfactory completion of the above described work

PCO-024



MLB Construction Services LLC
One Stone Break Road
Malta, NY 12020
Tel: 518-289-1371
Fax: 518-289-1652

PROPOSAL

SUBMITTED TO:
Rob Wagner
Turner Construction Company
1 Computer Drive South
Albany, NY 12205

PROJECT NAME	
Alb. Airport 21-1082-GC	
PROJECT NO.	DATE
23-110	12/6/23
PROPOSAL NO.	PROPOSAL AMOUNT
22	\$ 22,906.22

Per NOC 22 dated 12/6/2023, MLB Construction Services LLC is pleased to present our proposal for the following:

Per direction from Turner Construction, MLB and M. Sullivan were directed to provide cost for a waterline linestop with associated M. Sullivan T&M work at the attached location.


Description	Labor	Material	Equipment	Subcontract	Other	Price
M Sullivan Construction Inc				\$21,910.30		\$21,910.30
					Subtotal:	\$21,910.30
		MLB OH & P		\$19,918.45	5.00%	\$995.92
					Total:	\$22,906.22

If you have any questions, please contact me at 518-289-1371.

- We reserve the right to request an extension of time together with additional cost incurred at a later date.
- We request calendar days extension of time for the above work.
- This proposal may be withdrawn by us if not accepted within 10 days.

WE HAVE NOT BEEN DIRECTED TO PROCEED WITH THIS WORK.

OWNER MUST RETURN THIS PROPOSAL WITH THEIR SIGNED APPROVAL SHOWN BELOW BEFORE WORK CAN BEGIN.

Submitted by: 
Jeffrey Lind
MLB Construction Services LLC

Approved by: _____
Date: _____

Cc: Craig Dittl (MLB Construction Services, LLC)

Patrick Pratico

From: Jeffrey Lino
Sent: Wednesday, December 6, 2023 1:29 PM
To: Patrick Pratico
Subject: FW: Line stop

Jeff Lino
Vice President
MLB Construction Services, LLC
Office 518-289-1371 ext 144
Fax 518-289-1652
Cell 518-210-4169

-----Original Message-----

From: Petruzzo, Derek - (NYN) <dpetruzzo@tcco.com>
Sent: Wednesday, November 29, 2023 7:51 AM
To: Jeffrey Lino <Jlino@mlbind.com>
Cc: Craig Dittl <cdittl@mlbind.com>; Joe Macera <jmacera@mlbind.com>; Mike Washburn <mwashburn@mlbind.com>; tim@msullivanconstruction.com; cconroy@msullivanconstruction.com; Andres, Edward F - (NYN) <efandres@tcco.com>
Subject: RE: Line stop

CAUTION: This email originated from outside of the organization. Do not click links or open attachments unless you recognize the sender and know the content is safe.

Jeff-

Please move forward with the line stop pricing is approved at \$4,950 please request a labor and material breakdown of this cost we cannot accept lump sum cost proposals. In addition, please proceed on T&M for Sullivan's portion of the line stop work.

Can you go into further detail about the thrust block? Unless there will be a thrust block needed at the line stop, I do believe it will be required at the base bid tie-in.

Derek Petruzzo
Project Manager
Turner Construction Company | 1 Computer Drive South | Albany, NY 12205 main office: 518.432.0277 | mobile: 518.949.4242 website | linkedin | facebook | twitter | youtube

-----Original Message-----

From: Jeffrey Lino <Jlino@mlbind.com>
Sent: Tuesday, November 28, 2023 5:35 PM
To: Petruzzo, Derek - (NYN) <dpetruzzo@tcco.com>
Cc: Craig Dittl <cdittl@mlbind.com>; Joe Macera <jmacera@mlbind.com>; Mike Washburn <mwashburn@mlbind.com>; tim@msullivanconstruction.com; cconroy@msullivanconstruction.com; Andres, Edward F - (NYN) <efandres@tcco.com>
Subject: FW: Line stop

EXTERNAL EMAIL -- Please Handle Cautiously

Derek,

Attached is Sullivans proposal/quote for the line stop. This is just the subcontract/service for the installation of the line stop. All other work associated with this task such as excavation, backfill, patch, repair, thrust blocks etc will be tracked and billed on a T&M Basis.

Sullivan is planning on starting this work tomorrow as discussed at today's meetings.

Please respond confirming this is correct and this extra work is approved to proceed.

Thanks

Jeff Lino
Vice President
MLB Construction Services, LLC
Office 518-289-1371 ext 144
Fax 518-289-1652
Cell 518-210-4169

-----Original Message-----

From: Christopher Conroy <cconroy@msullivanconstruction.com>
Sent: Tuesday, November 28, 2023 2:28 PM
To: Jeffrey Lino <Jlino@mlbind.com>
Subject: RE: Line stop

CAUTION: This email originated from outside of the organization. Do not click links or open attachments unless you recognize the sender and know the content is safe.

Let me know if you need anything else.

-----Original Message-----

From: Jeffrey Lino <Jlino@mlbind.com>
Sent: Tuesday, November 28, 2023 1:52 PM
To: Christopher Conroy <cconroy@msullivanconstruction.com>
Subject: Line stop

Need cost for line stop

Sent from my iPhone

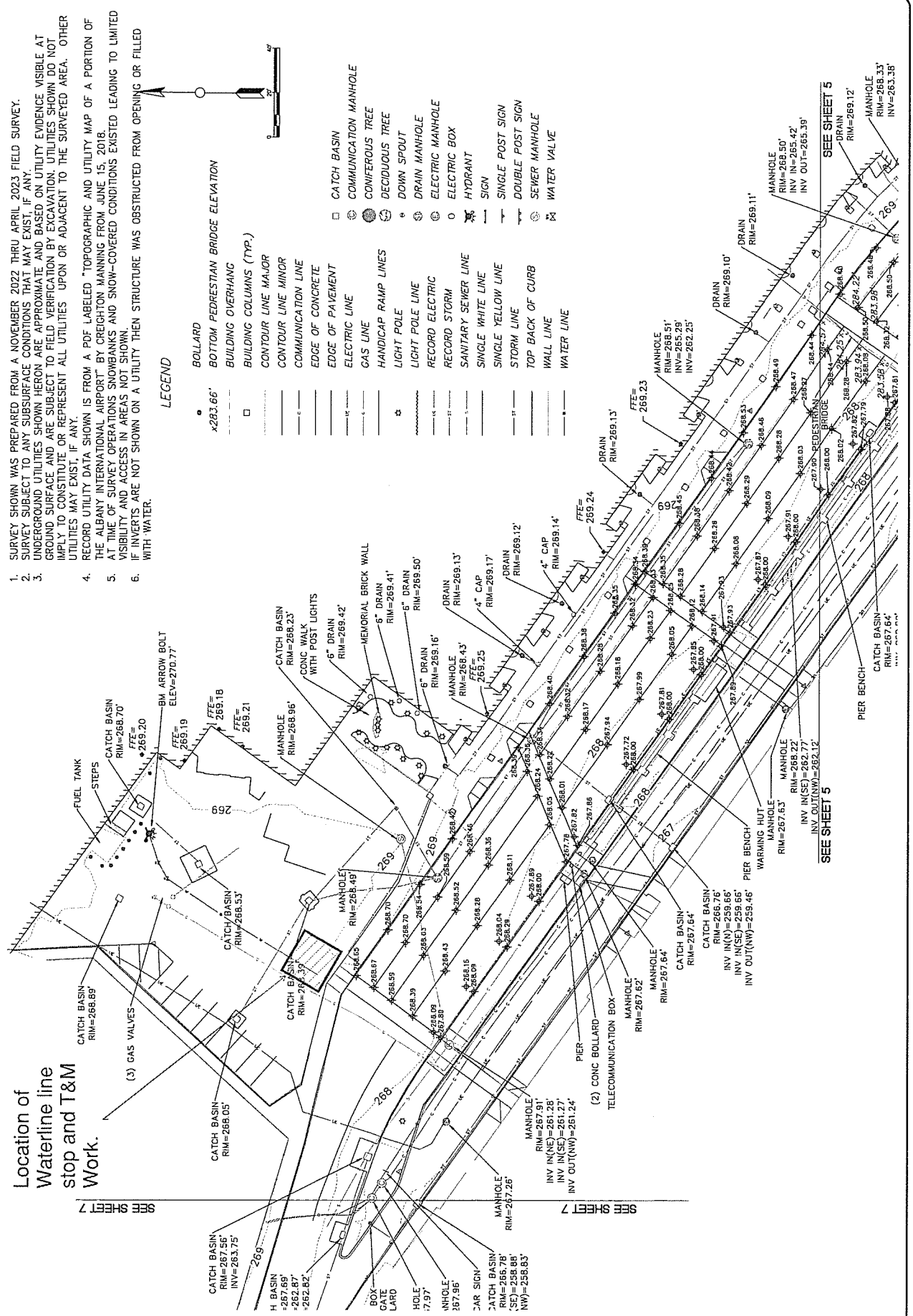
Waterline Line Stop Location

- NOTES:**
1. SURVEY SHOWN WAS PREPARED FROM A NOVEMBER 2022 THRU APRIL 2023 FIELD SURVEY.
 2. SURVEY SUBJECT TO ANY SUBSURFACE CONDITIONS THAT MAY EXIST, IF ANY.
 3. UNDERGROUND UTILITIES SHOWN HEREON ARE APPROXIMATE AND BASED ON UTILITY EVIDENCE VISIBLE AT GROUND SURFACE AND ARE SUBJECT TO FIELD VERIFICATION BY EXCAVATION. UTILITIES SHOWN DO NOT APPLY TO CONSTITUTE OR REPRESENT ALL UTILITIES UPON OR ADJACENT TO THE SURVEYED AREA. OTHER UTILITIES MAY EXIST, IF ANY.
 4. RECORD UTILITY DATA SHOWN IS FROM A PDF LABELED "TOPOGRAPHIC AND UTILITY MAP OF A PORTION OF THE ALBANY INTERNATIONAL AIRPORT" BY CREIGHTON MANNING FROM JUNE 15, 2018.
 5. AT TIME OF SURVEY OPERATIONS SNOWBANKS AND SNOW-COVERED CONDITIONS EXISTED LEADING TO LIMITED VISIBILITY AND ACCESS IN AREAS NOT SHOWN.
 6. IF INVERTS ARE NOT SHOWN ON A UTILITY THEN STRUCTURE WAS OBSTRUCTED FROM OPENING OR FILLED WITH WATER.

LEGEND

- BOLLARD
- BOTTOM PEDESTRIAN BRIDGE ELEVATION
- BUILDING OVERHANG
- BUILDING COLUMNS (TYP.)
- CONTOUR LINE MAJOR
- CONTOUR LINE MINOR
- COMMUNICATION LINE
- EDGE OF CONCRETE
- EDGE OF PAVEMENT
- ELECTRIC LINE
- GAS LINE
- HANDICAP RAMP LINES
- LIGHT POLE
- RECORD ELECTRIC
- RECORD STORM
- SANITARY SEWER LINE
- SINGLE WHITE LINE
- SINGLE YELLOW LINE
- STORM LINE
- TOP BACK OF CURB
- WALL LINE
- WATER LINE
- CATCH BASIN
- COMMUNICATION MANHOLE
- CONIFEROUS TREE
- DECIDUOUS TREE
- DOWN SPOUT
- DRAIN MANHOLE
- ELECTRIC MANHOLE
- ELECTRIC BOX
- HYDRANT
- SIGN
- SINGLE POST SIGN
- DOUBLE POST SIGN
- SEWER MANHOLE
- WATER VALVE

Location of Waterline line stop and T&M Work.



SEE SHEET 7

SEE SHEET 7

SEE SHEET 5

SEE SHEET 5

131 Tirrell Street
 Albany, NY 12207
 (518) 465-0310

JOB WORK ORDER

PCO-024

BP-02 - RFI # 75

				DATE OF ORDER
CUSTOMERS ORDER NO.	PHONE	MECHANIC	HELPER	STARTING DATE 11/29/33
BILL TO MLB / TUNER.			ORDER TAKEN BY	
ADDRESS			<input type="checkbox"/> DAY WORK <input type="checkbox"/> CONTRACT <input checked="" type="checkbox"/> EXTRA	
CITY				
JOB NAME AND LOCATION ALBANY AIRPORT				
			JOB PHONE	

DESCRIPTION OF WORK

EXCAVATE FOR 8" LINE STOP (TERMINAL SIDE)

K-170 EXCAVATOR / W/ OPERATOR	5 HRS
K-90 EXCAVATOR / W/ HAMMER W/ OPERATOR	2 HRS
K-200 LOADER / W/ OPERATOR	1 HR
DUMP TRUCK W/ TEAMSTER /	5 HRS

2 - LABORERS	3 HRS
1 - FOREMAN	3 HRS

JOE MACERA

VERIFICATION OF LABOR ONLY

DATE COMPLETED / /	WORK ORDERED BY	TOTAL MATERIALS	
		TOTAL LABOR	
		TAX	
		TOTAL AMOUNT \$	

Signature Geno A. Petruzzis (TIO) No one home Total amount due for above work: or Total billing to be mailed after completion of work

I hereby acknowledge the satisfactory completion of the above described work

131 Tivoli Street
 Albany, NY 12207
 (518) 465-0310

DATE OF ORDER

CUSTOMERS ORDER NO.	PHONE	MECHANIC	HELPER	STARTING DATE 11 / 30 / 23
BILL TO MLB			ORDER TAKEN BY	
ADDRESS			<input type="checkbox"/> DAY WORK <input type="checkbox"/> CONTRACT <input type="checkbox"/> EXTRA	
CITY				
JOB NAME AND LOCATION ALBANY AIRPORT				
			JOB PHONE	

DESCRIPTION OF WORK

8" WATER LINE STOP (TERMINAL SIDE)

2 - LABORERS 1HR

K-170 EXCAVATOR w/ OPERATOR 1HR

DUMPTRUCK w/ TEAMSTER 1 1/2 Hrs

DAVIS WATER STOP ✓

TRENCH BOX ✓

K-70 EXCAVATOR w/ OPERATOR 5 HRS

2 - LABORERS w/ CONSTRUCTION EQUIPMENT ✓ 5 HRS

1 - FOREMAN ✓ 5 HRS

3 - LOADS CRUSHER ✓

20x20 ROAD FABRIC ✓

1 - VALVE BOX ✓

Signature: <i>[Signature]</i> Ver from of Labor only	TOTAL MATERIALS		
	TOTAL LABOR		
	TAX		
	TOTAL AMOUNT \$		

DATE COMPLETED: 11 / 30 / 23

WORK ORDERED BY: *[Signature]*

Signature: *[Signature]*

No one home

Total amount due for above work: of

Total billing to be mailed after completion of work

I hereby acknowledge the satisfactory completion of the above described work

EXCAVATING CONTRACTOR

151 Tivoli Street
Albany, NY 12207
(518) 465-0310

				DATE OF ORDER
CUSTOMERS ORDER NO.	PHONE	MECHANIC	HELPER	STARTING DATE 12/1/23
BILL TO MLB			ORDER TAKEN BY	
ADDRESS			<input type="checkbox"/> DAY WORK <input type="checkbox"/> CONTRACT <input checked="" type="checkbox"/> EXTRA	
CITY				
JOB NAME AND LOCATION ALBANY AIRPORT				
			JOB PHONE	

DESCRIPTION OF WORK

BACKFILL LINE STOP / BLACKTOP PATCH

K-70 EXCAVATOR w/ OPERATOR 4 HRS

K-200 LOADER w/ OPERATOR 2 HRS

ROLLER w/ OPERATOR 2 HRS

2- LABORERS w/ COMPACTION EQUIPMENT 8 HRS

1- FOREMAN 8 HRS


DUMP TRUCK w/ TRAILER 6 HRS

9 TONS BINDER BLACKTOP

6 TONS TOP BLACKTOP

1- LOAD CRUSHER RUN

BLACKTOP EQUIPMENT MOBILIZATION

 VIF of Labor ONLY	TOTAL MATERIALS		
	TOTAL LABOR		
	TAX		
	TOTAL AMOUNT \$		

DATE COMPLETED: 1/1
WORK ORDERED BY: Ed Andres

Signature Ed Andres

- No one home
- Total amount due for above work; or
- Total billing to be mailed after completion of work

Verification of labor only I hereby acknowledge the satisfactory completion of the above described work

PCO-030



MLB Construction Services LLC
 One Stone Break Road
 Malta, NY 12020
 Tel: 518-289-1371
 Fax: 518-289-1652

PROPOSAL

SUBMITTED TO: Rob Wagner Turner Construction Company 1 Computer Drive South Albany, NY 12205	PROJECT NAME Alb. Airport 21-1082-GC	
	PROJECT NO. 23-110	DATE 12/21/23
	PROPOSAL NO. 25	PROPOSAL AMOUNT \$ 3,419.72

Per NOC 25 dated 12/21/2023, MLB Construction Services LLC is pleased to present our proposal for the following:
 Per the request of TCCo, provide hydrovac services for exploratory work associated with the island canopy foundations.

Description	Labor	Material	Equipment	Subcontract	Other	Price
Exploratory Work				\$3,256.88		\$3,256.88
					Subtotal:	\$3,256.88
		MLB OH&P (Subcontractor)		\$3,256.88	5.00%	\$162.84
					Total:	\$3,419.72

If you have any questions, please contact me at 518-289-1371.

- We reserve the right to request an extension of time together with additional cost incurred at a later date.
- We request calendar days extension of time for the above work.
- This proposal may be withdrawn by us if not accepted within 10 days.

WE HAVE NOT BEEN DIRECTED TO PROCEED WITH THIS WORK.

OWNER MUST RETURN THIS PROPOSAL WITH THEIR SIGNED APPROVAL SHOWN BELOW BEFORE WORK CAN BEGIN.

Submitted by:  12/21/23
 Craig Dittl
 MLB Construction Services LLC

Approved by: _____
 Date: _____

Cc: JMD/SAS/File (MLB Construction Services, LLC)



Turner Construction Company
1 Computer Drive South
Albany, New York 12205

December 20, 2023

Mr. Jeff Lino
MLB Construction [BP-02]
Vice President
1 Stonebreak Road
Ballston Spa, NY 12020

RE: Albany County Airport Authority
PCO-030 Hydrovac Work for Exploratory Work

Dear Mr. Lino,

In accordance with the contract documents, you are hereby requested to provide a cost proposal for the following scope of work:

- Hydrovac services used for exploratory work associated with BP-02 RFI-063. (Please see referenced RFI attached.)

Please submit your proposal within seven (7) days of receipt of this Request for Proposal. Please reference the PCO number when submitting your proposal.

Please feel free to contact me if you have any questions regarding this request.

Sincerely,

A handwritten signature in cursive script that reads "Gaby Rosario".

Gaby Rosario
Project Engineer
Turner Construction Company



MLB CONSTRUCTION SERVICES, LLC
 1 STONEBREAK RD
 Malta, NY, 12020

Badger Contact Info: 708 Kings Road
 Schenectady, NY 12304

Ticket Number: TKT-102623-1045352

Ticket Date: 10-27-2023

Job Number: SR0000476664

Paper Ticket #:

Job Name: Albany Airport - 10-19-2023 07:59 AM

PO/WO #:

Site Location: 737 Albany Shaker Rd Albany, NY,
 12211

AFE/JOB #:

Phone: 518 210.4169

Requesters Name:

Cost Centre/GL:

Job Name:

Major/Minor:

User/Approver ID:

Rig/Well Pad #:

Other Order #:

This is not an invoice

Total subject to change based on taxes, fees and other charges.

Item	Item Description	Unit #	Quantity	Rate	UOM	Amount
	Badger Hydrovac With Operator	1800	8	\$314.15	HR	\$2513.20
	Badger Hydrovac With Operator Overtime	1800	1	\$401.76	HR	\$401.76
	Consumable Materials	1800	1	\$39.66	EA	\$39.66
	Fluctuating Fuel Recovery	1800			EA	\$302.26

Notes:

Ticket Total: \$3256.88

Approved By:

Approver Name:

Approver Phone #:

AGENDA ITEM NO. 12

Authorization of Federal and State Grants

AGENDA ITEM NO. 13

Informational Only

Old Business

New Business

Executive Session
Attorney-Client Privilege Matters