



R

**Minutes of the Regular Meeting of the Albany County Airport Authority** **ACAA Approved**  
**09/12/2022**

**August 1, 2022**

Pursuant to notice duly given and posted, the regular meeting of the Albany County Airport Authority was called to order on Monday, August 1, 2022 @ 11:30 a.m. in the 3<sup>rd</sup> Floor Conference Room of the main terminal located at the Albany International Airport by Chairman Samuel A. Fresina with the following present:

**MEMBERS PRESENT**

Samuel A. Fresina  
Lyon M. Greenberg, M.D.  
Steven H. Heider  
Sari M. O'Connor  
John-Raphael Pichardo  
Thomas A. Nardacci (telephonic)

**MEMBERS ABSENT**

Kevin R. Hicks

**STAFF**

Philip F. Calderone, Esq.  
Christine C. Quinn  
Liz Charland  
Steve Iachetta  
Michael F. Zonsius  
Doug Myers  
Helen Chadderdon  
Dwayne Lovely  
Margaret Herrmann  
John LaClair  
Bobbi Matthews

**ATTENDEES**

Charles Marley, Gensler  
Jeremy Martelle, Clough Harbor & Associates  
Rich Amadon, Clough Harbor & Associates  
Arturo Garcia, Chief Operating Officer, AvPorts  
Ray Casey, Airport Consultant  
Fire Chief Dave Cook, AvPorts - ARFF  
Captain Steve Dorsey, AvPorts - ARFF  
Jim O'Brien Operations Manager  
Ray Camilli Airfield Manager  
Kevin Hehir Building Maintenance Manager  
Katie Mahoney, AvPorts Parking Manager  
Dave Collins, AvPorts Custodial Manager  
Bob Heitz, Million Air  
Perry Blanchard, AvPorts



Dennis Feeney, Majority Leader  
Jeffrey Jamison, Chief Counsel to the Albany County Executive

**General:**

**1. Chairman's Remarks**

**2. Approval of Minutes**

Mr. Heider moved to approve the minutes of the July 11, 2022 meeting. The motion was adopted unanimously.

**Management Reports:**

**3. Communications and Report of Chief Executive Officer**

Mr. Calderone presented the Communications and Report of the Chief Executive Officer for the month of August 2022.

**4. Chief Financial Officer**

- 5.1 Statistical and Financial Performance**
- 5.2 Comparison of Enplanements**
- 5.3 Summary of Airline Scheduled Flights and Markets**
- 5.4 USDOT Arrival and Departure Statistics**

Mr. Zonsius presented the Financial Report for the month of August 2022.

**5. Project Development**

Mr. LaClair presented the Project Development report for the month of August 2022.

**6. Counsel.**

**7. Concessions/Ambassador Program**

Ms. Chadderdon presented the Concessions/Ambassador report for the month of August 2022.

**8. Public Affairs**

Mr. Myers presented the Public Affairs report for the month of August 2022.

**9. Business & Economic Development**



**Action Items:**

**10. Authorization of Contracts/Leases/Contract Negotiations/Contract Amendments**

**10.1 Lease Amendment: License Agreement - Lease No. L-21-1093: 845 Watervliet Shaker Road with United Parcel Service, Inc.**

Ms. Quinn recommended authorization to enter into a License Agreement with United Parcel Service, Inc. for 845 Watervliet Shaker Road, approximately 2.6 acres. She advised the rent is \$6,000 per month and the term is approximately three months.

Ms. O'Connor moved to approve the License Agreement with United Parcel Service, Inc. at 845 Watervliet Shaker Road with rent in the amount of \$6,000 per month for approximately three months. The motion was adopted unanimously.

**11. Authorization of Change Orders - None**

**12. Authorization of Federal and State Grants - None**

**13. Informational Only - None**

**Old Business: None**

**New Business: None**

**Executive Session - Attorney-Client Privilege Matters**

ES-1 One Matter of Attorney-Client Privilege – No Action

There being no further business, the meeting was adjourned at 11:25 a.m.



**ALBANY COUNTY AIRPORT AUTHORITY**

**REGULAR MEETING**

**AGENDA**

**August 1, 2022**

**General:**

- 1. Chairman's Remarks**
- 2. Approval of Minutes - Regular Meeting – July 11, 2022**
- 3. Communications and Report of Chief Executive Officer**

**Reports:**

- 4. Chief Financial Officer**
- 5. Project Development**
- 6. Counsel**
- 7. Concessions/Ambassador Program**
- 8. Public Affairs**
- 9. Business & Economic Development**

**Action Items:**

- 10. Authorization of Contracts/Leases/Contract Negotiations/Contract Amendments**
  - 10.1 Lease Amendment: License Agreement – License No. L-21-1093: 845 Watervliet Shaker Road with United Parcel Service, Inc.**
- 11. Authorization of Change Orders - None**
- 12. Authorization of Federal and State Grants - None**
- 13. Informational Only - None**

**Old Business:**

**New Business:**

**Executive Session - Attorney-Client Privilege Matters:**



# **AGENDA ITEM NO. 1**

## **Chairman's Remarks**

## **AGENDA ITEM NO. 2**

### **Approval of Minutes**



pe

**Minutes of the Regular Meeting of the Albany County Airport Authority**

**July 11, 2022**

**ACAA Approved  
08/01/2022**

Pursuant to notice duly given and posted, the regular meeting of the Albany County Airport Authority was called to order on Monday, July 11, 2022 @ 10:00 a.m. in the 3<sup>rd</sup> Floor Conference Room of the main terminal located at the Albany International Airport by Chairman Samuel A. Fresina with the following present:

**MEMBERS PRESENT**

Samuel A. Fresina  
Thomas A. Nardacci  
Kevin R. Hicks  
Lyon M. Greenberg, M.D.  
Steven H. Heider  
Sari M. O'Connor  
John-Raphael Pichardo

**MEMBERS ABSENT**

**STAFF**

Philip F. Calderone, Esq.  
Christine C. Quinn  
Matthew J. Cannon  
Liz Charland  
Steve Iachetta  
Michael F. Zonsius  
Doug Myers  
Helen Chadderdon  
Dwayne Lovely

**ATTENDEES**

Pete Scherer, Interim Airport Manager, AvPorts  
Dan Ungerleiter, CFO AvPorts  
Ray Casey, Airport Consultant  
Fire Chief Dave Cook, AvPorts - ARFF  
Firefighter C. Funio, AvPorts - ARFF  
Jim O'Brien Operations Manager  
Ray Camilli Airfield Manager  
Kevin Hehir Building Maintenance Manager  
Bob Heitz, Million Air  
Dennis Feeney, Majority Leader  
George Penn, Albany County Director of Operations  
Jeffrey Jamison, Chief Counsel to the Albany County Executive



**General:**

**1. Chairman's Remarks**

**2. Approval of Minutes**

Mr. Hicks moved to approve the minutes of the June 6, 2022 meeting. The motion was adopted unanimously.

**Management Reports:**

**3. Communications and Report of Chief Executive Officer**

Mr. Calderone presented the Communications and Report of the Chief Executive Officer for the month of July 2022.

**4. Chief Financial Officer**

**5.1 Statistical and Financial Performance**

**5.2 Comparison of Enplanements**

**5.3 Summary of Airline Scheduled Flights and Markets**

**5.4 USDOT Arrival and Departure Statistics**

Mr. Zonsius presented the Financial Report for the month of July 2022 was distributed.

**5. Project Development**

Mr. Iachetta presented the Project Development report for the month of July 2022.

**6. Counsel.**

**7. Concessions/Ambassador Program**

Ms. Chadderdon presented the Concessions/Ambassador report for the month of July 2022.

**8. Public Affairs**

Mr. Myers presented the Public Affairs report for the month of July 2022.

**9. Business & Economic Development**

Mr. Cannon presented the Business & Economic Development Report for the month of July 2022.

**Action Items:**

**10. Authorization of Contracts/Leases/Contract Negotiations/Contract Amendments**



**10.1 Professional Services Contract: Professional Services Contract No. S-22-1114: Design Services for Air Cargo Pavement Rehabilitation with Passero Associates.**

Mr. Iachetta recommended authorization to approve Professional Services Contract S-22-1114 Design Services for the Air Cargo Pavement Rehabilitation in the amount of \$80,727.00 to Passero Associates of Albany, New York. This contract will be 100% Airport funded.

Mr. Heider moved to approve Professional Services Contract S-22-1114 Design Services for the Air Cargo Pavement Rehabilitation report in the amount of \$80,727.00 to Passero Associates. The motion was adopted unanimously.

**10.2 Amendment No. 1 to Contract: No. S-21-1100 Design Services for Runway 10-28 Rehabilitation to Collier Engineering for Construction Inspection (CI).**

Mr. Iachetta recommended authorization to approve Amendment No. 1 to Professional Services Contract S-21-1100 Design Services for the Runway 10-28 Rehabilitation in the amount of \$560,912.00 to Collier Engineering of Albany, N.Y. for Construction inspection (CI). He advised the proposed amendment request will include all construction inspection services during the execution of the construction contract and is in conformance with the Disadvantaged Business Enterprise requirements. This Amendment is 90% federally funded, 5% state and 5% Airport funded.

Ms. O'Connor moved to approve Amendment No. 1 to Professional Services Contract S-21-1100 Design Services for the Runway 10-28 Rehabilitation in the amount of \$560,912.00 to Collier Engineering of Albany, N.Y. for Construction inspection (CI).. The motion was adopted by majority with Mr. Pichardo recusing himself.

**10.3 Negotiations: Management Agreement: Authorization to Negotiate Contract No. 22-1120-AM for Management of Daily Airport Operations**

Ms. Quinn recommended authorization to negotiate Contract No. 22-1120-AM for Management of Daily Airport Operations. She advised that on May 5, 2022 a Request for Qualifications was issued by our Purchasing Department for Management of Daily Airport Operations with a return date of June 9,2022 and a committee of four interviewed the AvPorts team on June 22, 2022. This contract is 100% Airport funded.

Ms. O'Connor moved to approve negotiations on Contract No. 22-1120-AM for Management of Daily Airport Operations. The motion was adopted unanimously.





**10.4 Negotiations: Professional Service Agreement: to negotiate Contract No. S-22-1118 for a Sustainability Consultant.**

Ms. Quinn recommended authorization to negotiate Contract No. S-22-1118 for a Sustainability Consultant. She advised the Request for Qualifications was widely advertised and two qualified companies responded. The engineering team of CHA Consulting, Inc. received the highest score. This contract will be 100% Airport funded.

Mr. Hicks moved to approve the negotiations for Contract No. S-22-1118 for a Sustainability Consultant with the engineering team of CHA Consulting, Inc. The motion was adopted unanimously.

**10.5 Intentionally Left Blank**

**10.6 Purchase One (1) Alamo - Interstater Flail Mower Tractor**

Mr. Zonsius recommended authorization to approve the purchase of One (1) Alamo - Interstater Flail Mower Tractor in the amount of \$163,936.50 from Capital Tractor, Inc. He advised this unit will replace our current sweeper, M-70, which is thirty (30) years old. This purchase will be 100% airport funded through account number 2022-79400-71.

Mr. Heider moved to approve the purchase the purchase of One (1) Alamo - Interstater Flail Mower Tractor in the amount of \$163,936.50 from Capital Tractor, Inc. He advised this unit will replace our current sweeper, M-70. The motion was adopted unanimously.

**10.7 Purchase One (1) New Holland L328 Skidsteer Base Unit**

Mr. Zonsius recommended authorization to approve the purchase of One (1) New Holland L328 Skidsteer Base Unit in the amount of \$85,749. This unit is additional equipment for the new garage. This purchase will be 100% airport funded through account number 2022-79400-71.

Mr. Nardacci moved to approve the purchase of One (1) New Holland L328 Skidsteer Base Unit in the amount of \$85,749. The motion was adopted unanimously.

**ADD ON 10.8 Lease No. - LFV-22-1115 Aviation Fuel Trucks**

Ms. Quinn recommended authorization to approve the lease of three (3) aviation fuel trucks in the lease amounts of: 7,000 Gallon Refueler with lift platform: \$5258.06/mo.; 7,000 Gallon Refueler with Prist: \$4486.89/mo.; 10,000 Gallon Refueler: \$7380.49 ea./mo. The leases are contingent upon warranty information. Further, the lease will be 100% airport funded through account number 54021-60



Ms. O'Connor moved to approve approve the lease of three (3) aviation fuel trucks in the lease amounts of: 7,000 Gallon Refueler with lift platform: \$5258.06/mo.; 7,000 Gallon Refueler with Prist: \$4486.89/mo.; 10,000 Gallon Refueler: \$7380.49 ea./mo. The motion was adopted unanimously.

**11. Authorization of Change Orders - None**

**12. Authorization of Federal and State Grants**

**12.1 Authorization to Accept Airport Improvement Program Grant 3-36-0001-15x-22 pending receipt of USDOT -FAA Grant Agreement; Rehabilitation of Runway 10-28, Taxiway C/Stub Taxiways; including N/S Holding Pads**

Mr. Iachetta recommended authorization to accept \$7,144,824.00 of Airport Improvement Program funding as announced by the US Secretary of Transportation with State and authority 5% shares in the amounts of \$396,925. He advised the project scope will preserve and enhance the crosswind runway 10-28 and parallel taxiway C wearing course surfaces required for scheduled aircraft operational safety and capacity as designed by EIC Colliers Engineering of Albany.

Mr. Hicks moved to approve the acceptance of \$7,144,824.00 of Airport Improvement Program funding as announced by the US Secretary of Transportation with State and authority 5% shares in the amounts of \$396,925. The motion was adopted by majority with Mr. Pichardo recusing himself.

**13. Informational Only - None**

**Old Business: None**

**New Business: None**

**Executive Session - Attorney-Client Privilege Matters**

ES-1 Matter leading to the appointment of a particular corporation. – No Action

There being no further business, the meeting was adjourned at 11:25 a.m.



**ALBANY COUNTY AIRPORT AUTHORITY**

**REGULAR MEETING**

**AGENDA**

**July 11, 2022**

**General:**

- 1. Chairman's Remarks**
- 2. Approval of Minutes  
Regular Meeting – June 6, 2022**
- 3. Communications and Report of Chief Executive Officer**

**Reports:**

- 4. Chief Financial Officer**
- 5. Project Development**
- 6. Counsel**
- 7. Concessions/Ambassador Program**
- 8. Public Affairs**
- 9. Business & Economic Development**

**Action Items:**

- 10. Authorization of Contracts/Leases/Contract  
Negotiations/Contract Amendments**
  - 10.1 Professional Services Contract: Professional Services  
Contract No. S-22-1114: Design Services for Air Cargo  
Pavement Rehabilitation with Passero Associates.**
  - 10.2 Amendment No. 1 to Contract: No. S-21-1100 Design  
Services for Runway 10-28 Rehabilitation to Collier  
Engineering for Construction Inspection (CI).**



**10.3 Negotiations: Management Agreement: Authorization to Negotiate Contract No. 22-1120-AM for Management of Daily Airport Operations**

**10.4 Negotiations: Professional Service Agreement: Authorization to Negotiate Contract No. S-22-1118 for a Sustainability Consultant**

**10.5 Intentionally Left Blank**

**10.6 Purchase One (1) Alamo - Interstater Flail Mower Tractor**

**10.7 Purchase One (1) New Holland L328 Skidsteer Base Unit**

**ADD ON 10.8 Lease No. - LFV-22-1115 Aviation Fuel Trucks**

**11. Authorization of Change Orders - None**

**12. Authorization of Federal and State Grants**

**12.1 Authorization to Accept Airport Improvement Program Grant 3-36-0001-15x-22 pending receipt of USDOT -FAA Grant Agreement; Rehabilitation of Runway 10-28, Taxiway C/Stub Taxiways; including N/S Holding Pads**

**13. Informational Only - None**

**Old Business:**

**New Business:**

**Executive Session - Attorney-Client Privilege Matters:**

**ES-1- Matter leading to the appointment of a particular corporation.**

## **AGENDA ITEM NO. 3**

### **Communications and Report of Chief Executive Officer**





**MEMO:** August 1, 2022

**TO:** Albany County Airport Authority Board Members



**FROM:** Philip F. Calderone, Esq., Chief Executive Officer

- **Operations, Enplanements and Finances**
- **Proposed New Expansion Projects/Grant Update**
- **Collaborations & Partnerships Update**

CELEBRATING  
75 YEARS  
1952-2022


**Airport Master Plan Update**  
**Albany County Airport Authority (ACAA)**  
**Board Briefing**  
August 1, 2022

Presented by:  
Richard M. Amadon, Jr. PE  
Jeremy P. Martelle, C.M., ACE, ASC  
Charles Morley, AIA



---


1



CELEBRATING  
75 YEARS  
1952-2022

**Agenda**

- Master Plan Process
- Study Status and Progress (to date)
- Findings:
  - Forecasts of Activity
  - Facility Requirements
  - Development Concepts
- Remaining Schedule
- Discussion



---

2



# Master Plan Process




## What is an Airport Master Plan?



- Long-range Study to guide airport development and modernization
- Support/foster future aviation demand
- Promote customer convenience & competitive advantage
- Periodic Updates (Recommended – 10 years)
- Required by FAA – Follows FAA standards

Last Master Plan and ALP completed in 1990's







**ALBANY**  
INTERNATIONAL AIRPORT

## ALB Master Plan Components

CELEBRATING  
**70**  
YEARS  
1952-2022

- Airport Inventory
- Forecasts of Aviation Demand
- Facility Requirements
- Airport Development Concepts
- Land Use & Development Plan
- Final Deliverables
  - Final Master Plan Report
  - Airport Layout Plan (ALP) Drawing Set




5

5



**ALBANY**  
INTERNATIONAL AIRPORT

## Community Engagement

CELEBRATING  
**70**  
YEARS  
1952-2022

- [Regional Advisory Committee \(RAC\)](#)
  - Planned meetings
  - Elected Officials, Agencies, Community Leaders/Employers
- [Technical Advisory Committee \(TAC\)](#)
  - Four planned meetings
  - FAA, NYSDOT, Operations, ATC, Airlines, FBO, Cargo, etc.
- [Public Information Meetings](#)
- [Airport Website- www.ALB-Master-Plan.com](http://www.ALB-Master-Plan.com)




6

6



CELEBRATING  
75 YEARS  
1952-2022

# Master Plan Status & Progress

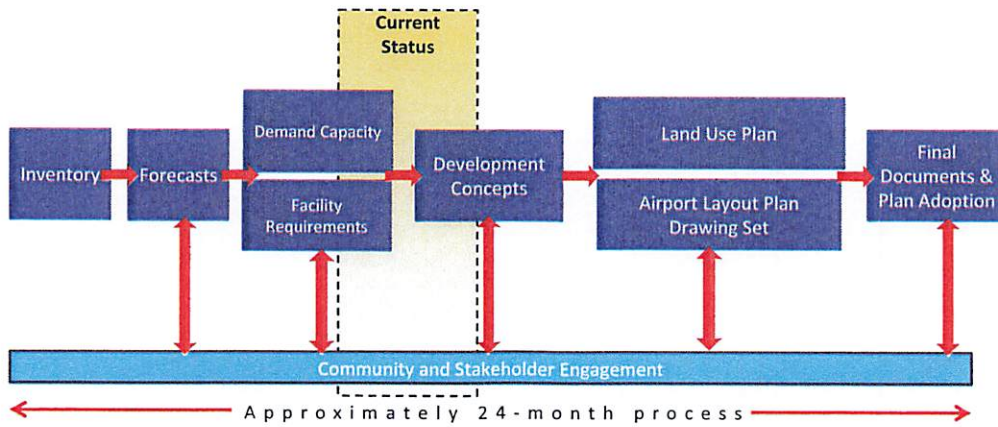


7




CELEBRATING  
75 YEARS  
1952-2022

# Master Planning Process/Status



8





## Master Planning Process/Status

CELEBRATING  
75 YEARS  
1952-2022


  


Deliverables (to date)	
Report Chapters	Airport Inventory Forecast Chapter Revised Forecasts
Concepts	Terminal Security Checkpoint Concourse "A" Improvements Air Cargo Concepts General Aviation Concepts Airfield Alternatives
Upcoming Deliverables	
Airport Noise Contours	
Concourse B & C Improvements	
ALP Drawings	

\*Sustainability Study to Follow

Meetings Held	
Project Kickoff	September 2020
Inventory Meetings	Fall 2020
RAC Meeting 1	February 9, 2021
TAC Meeting 1	February 9, 2021
RAC Meeting 2	December 8, 2021
TAC Meeting 2	December 8, 2021
Upcoming Meetings	
RAC Meeting 3	Fall 2022
TAC Meeting 3	Fall 2022
Public Meeting 1	Fall 2022


9




## Schedule Challenges

CELEBRATING  
75 YEARS  
1952-2022

- **Challenges**
  - FAA Forecast Review & Approval (10-month delay per FAA review)
  - Changes in forecast (TAF versus local development)
  - FAA staffing shortages
  - COVID
  - Multiple sets of comments from FAA prior which lead to multiple changes
- **Schedule Changes**
  - Concept Developments moved ahead in the schedule due to:
    - NYSDOT funding opportunity
    - Federal Infrastructure funding (BIL)


10




**ALBANY**  
INTERNATIONAL AIRPORT

CELEBRATING  
75 YEARS  
1952-2022

## Airport Activity Forecasts


11

11



**ALBANY**  
INTERNATIONAL AIRPORT

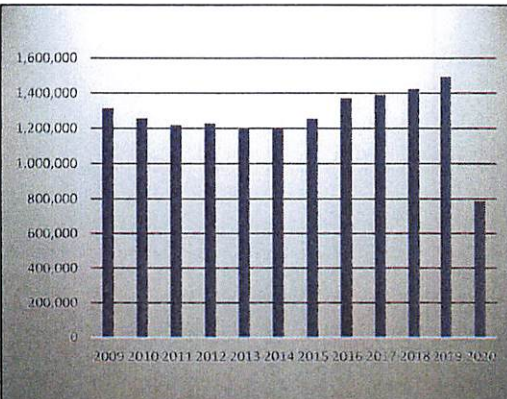
CELEBRATING  
75 YEARS  
1952-2022


## Existing Commercial Activity Levels

ALB Historical Activity

Year	Enplanements	Operations
2009	1,312,415	59,706
2010	1,255,483	56,308
2011	1,218,075	55,604
2012	1,226,518	51,507
2013	1,201,781	47,954
2014	1,200,254	44,890
2015	1,253,533	43,691
2016	1,370,202	46,428
2017	1,390,299	47,330
2018	1,423,202	46,975
2019	1,492,305	45,118
2020	786,939	29,689

ALB Historical Enplanements




CIA
12

12



## Forecast Summary

Year	Enplanements	Operations
2019	1,492,305	73,935
2020	786,939	55,776
2026	1,704,000	67,530
2031	1,841,000	71,430
2036	1,975,000	74,930
2041	2,107,000	78,530

- 2022 is on target to hit 1.25 million enplanements
- COVID Recovery **by 2023**
- Potential **40%** Passenger Growth in 20-year Period
- Trend continues to **larger aircraft**
- Modest Growth in GA and Air Cargo



## Terminal Development







CELEBRATING  
75  
YEARS  
1952-2022

## Existing Terminal Shortcomings

- Security Checkpoint is constrained
- Passing queuing backs up during AM peak
- Congestion in circulation areas surrounding checkpoint
- Shortfall in Concourse Seating During Peak Hours



Gensler

CHA

15

15



CELEBRATING  
75  
YEARS  
1952-2022

## Short-Term Terminal Requirements

- Improve & Expand Security Screening
- Innovations in Contactless Technology
- Expand & Improve Concessions
- Expand & Modernize Concourses
- Improve Overall User Experience
- **It starts with Expanding/Enhancing the Central Terminal Hub**




Gensler

CHA

16


16




## Planned Terminal Building Improvements

CELEBRATING  
75 YEARS  
1952-2022


- The **Passenger Terminal Plan** was Advanced for the “2021 Upstate Airport Economic Development Competition”
- **Focus:** Improvements in Security, Safety & Passenger Experience
- **Result:** *Create a Public Space Apart from Anything Seen Before*






17

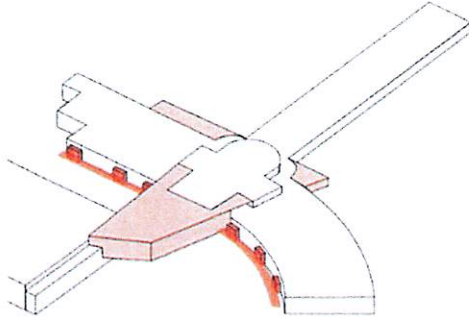
17





## Redeveloping the Central Terminal Hub

CELEBRATING  
75 YEARS  
1952-2022

1. Existing Terminal Building & Garage
2. Remove existing rotunda & Pedestrian bridge
3. Expand Landside Connector & Develop Landside Green Space
4. Move Security Towards Landside & Right-size Checkpoint
5. Expand & Relocate Airside Marketplace, Create Outdoor Green Space & Observation Seating Area
6. Update Vestibules and Canopies with Transparent Elements to Create Light-filled Curbside






18

18





# Redeveloping the Central Terminal Hub

CELEBRATING  
YEARS  
1952-2022

Ground Level – Curbside Approach



Ground Level - Central Plaza



Gensler



# Redeveloping the Central Terminal Hub

CELEBRATING  
YEARS  
1952-2022

Ground Level - Terminal Lobby



Concourse Level - Terminal Bridge



Gensler



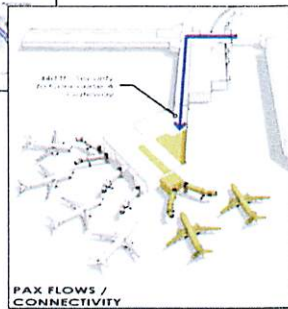
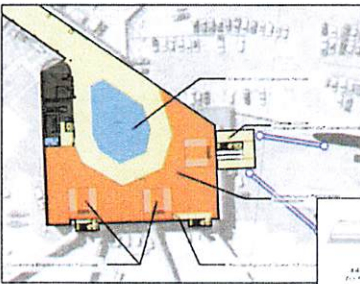
# Redeveloping the Central Terminal Hub

## Concourse Level – Post Security



Gensler

# Concourse "A" Concept

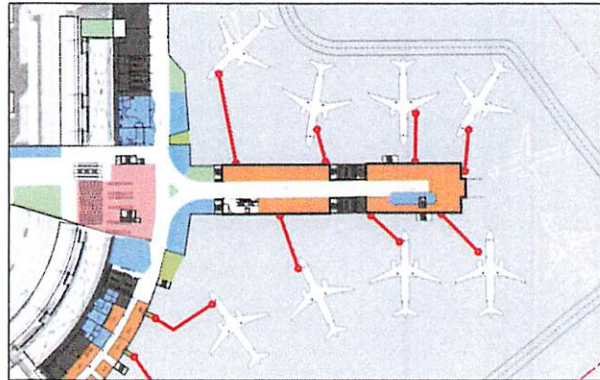


Gensler



## Concourse "B" – Rebalance Gates

- Rebalance Improvements
  - Holdrooms evenly distributed & expanded to 18,000 SF
  - Concession move to end of Pier
  - Slab infills and relocated Egress stairs
  - No change in number of gates or RON



Gensler

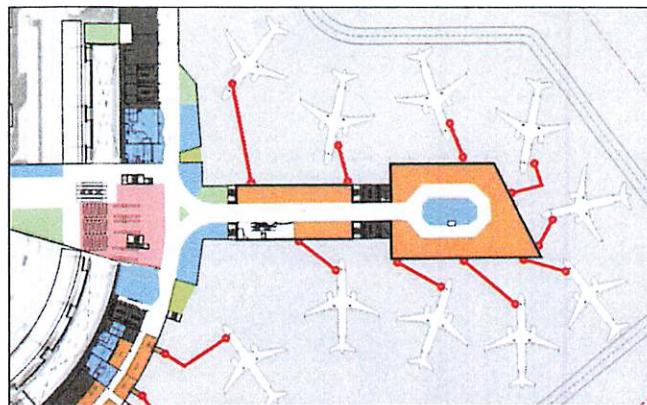
CHA

23

23

## Concourse "B" – Dwell Lounge

- Dwell Lounge Improvements
  - Expanded holdrooms to 25,000 SF
  - 2 additional gates
  - Concession in center of dwell lounge
  - Slab infills and relocated egress stairs




Gensler

CHA

24

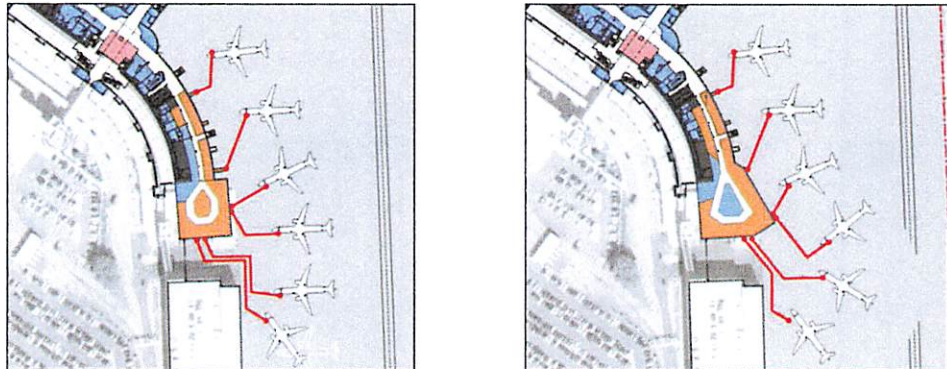
24

 **ALBANY**  
INTERNATIONAL AIRPORT

**CELEBRATING  
75  
YEARS  
1952-2022**


## Long-Term Concourse "C" Improvements

Expansion      Node



**Gensler**

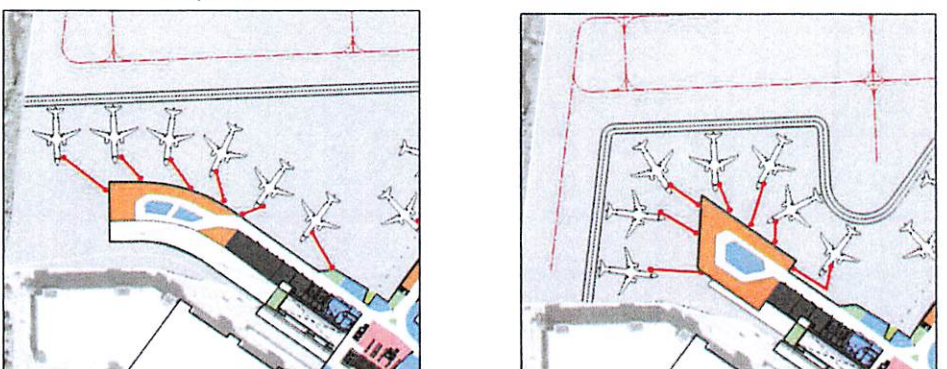
**CHA** 25

 **ALBANY**  
INTERNATIONAL AIRPORT

**CELEBRATING  
75  
YEARS  
1952-2022**

## Long-Term Concourse "A" Improvements

Expansion      Node



**Gensler**

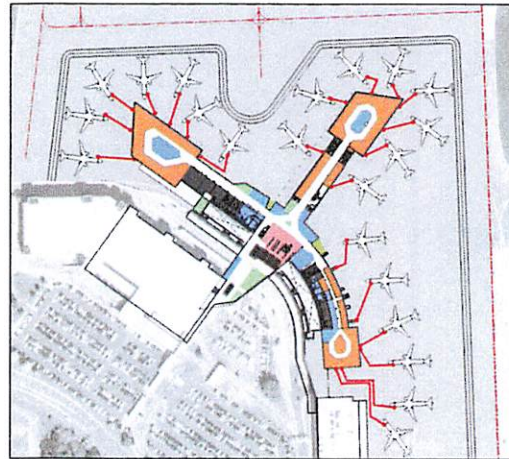
**CHA** 26



## Terminal Concourse Improvements

CELEBRATING  
75  
YEARS  
1952-2022

- Summary
  - 14 contact gates increased to 21 gates
  - All gates are Group III with PBBs
  - Eliminate ground level gates
  - Expanded holdrooms & concessions
  - Improved flow and balance



Gensler

CHIA



CELEBRATING  
75  
YEARS  
1952-2022

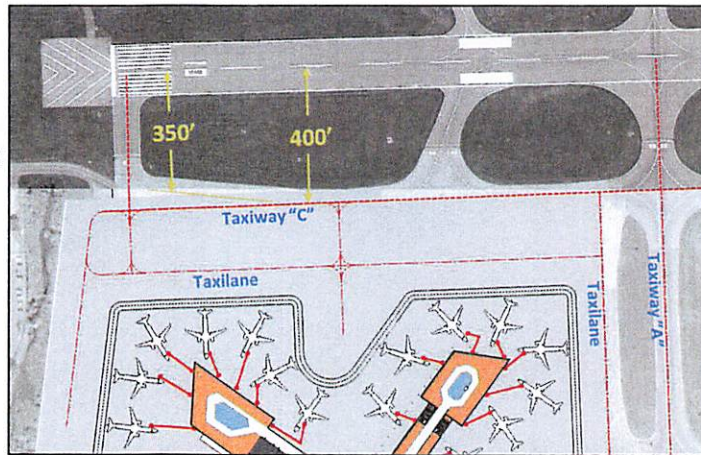
## Airfield Requirements & Potential Improvements

CHIA



## Airfield Concepts – Taxiway “C”

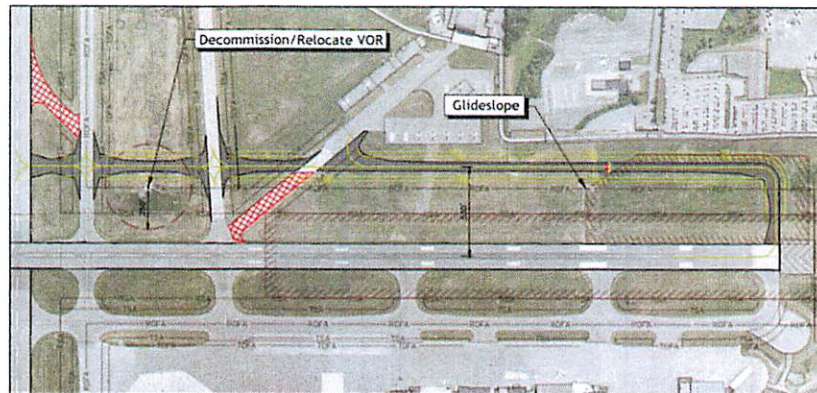
- Taxiway-to-Runway Separation Standards
  - Increase from 350’ to 400’
  - Separate taxiway & taxilane
  - Taxiway “C” to be controlled by ATCT
- Requires long-term replacement of Concourse “A”



## Airfield Concept – Eastside Taxiway

### Southeast Quadrant

- Full parallel taxiway on eastside of Runway 1-19
- Fosters additional development

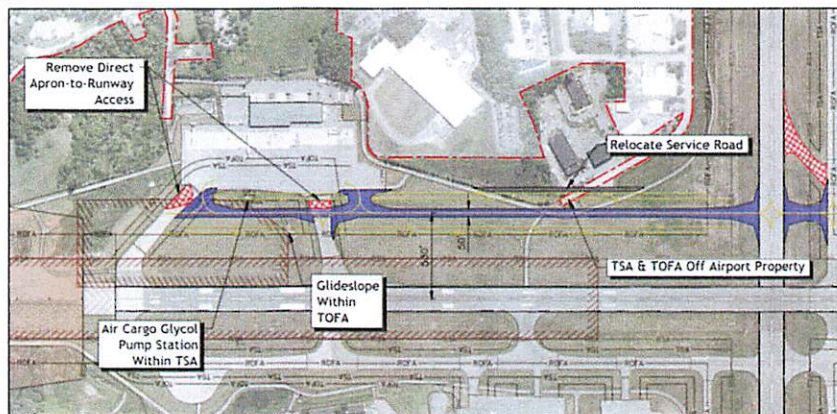




## Airfield Concept – Eastside Taxiway

### Northeast Quadrant

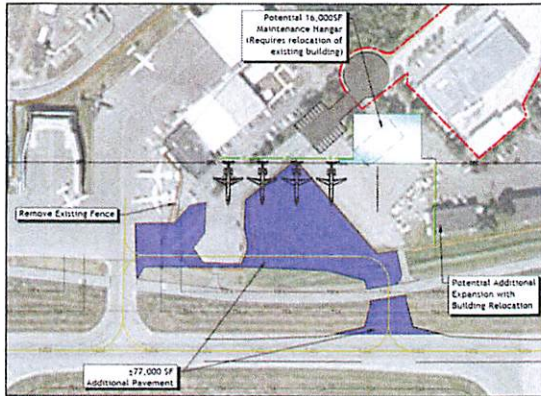
- Full parallel taxiway on eastside of Runway 1-19



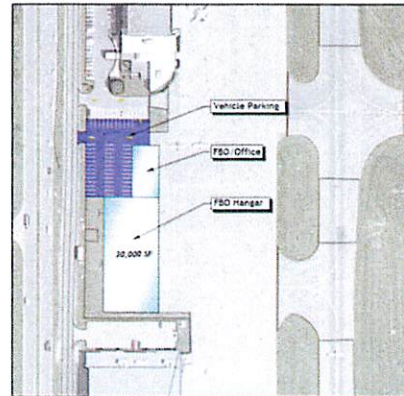
## Air Cargo & GA Concepts

# General Aviation Concepts – West

### Potential Apron/Hangar Expansion



### Corporate Hangar site



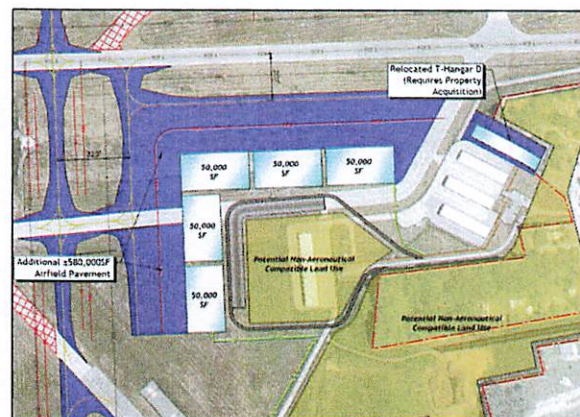
# General Aviation Concepts – Southeast

(VOR, AWOS & RVZ) Without FAA NAVAIDS


### With FAA NAVAIDS



### Without FAA NAVAIDS





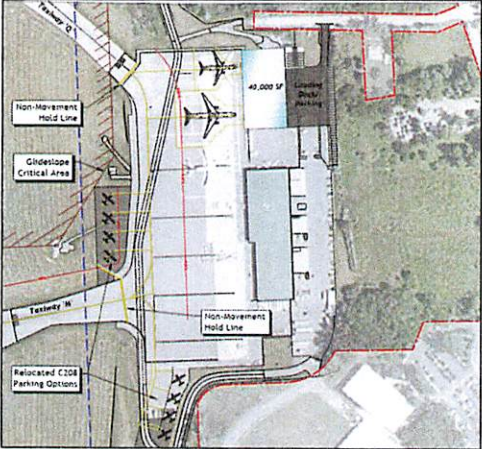


**ALBANY**  
INTERNATIONAL AIRPORT

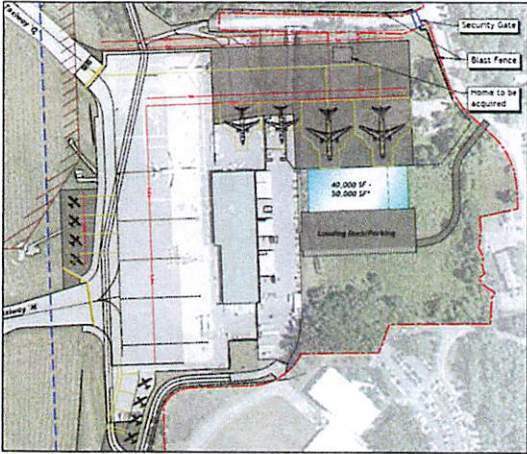
## Air Cargo Concepts


CELEBRATING  
**75**  
YEARS  
1952-2022


### Linear Expansion



### Perpendicular Expansion




35




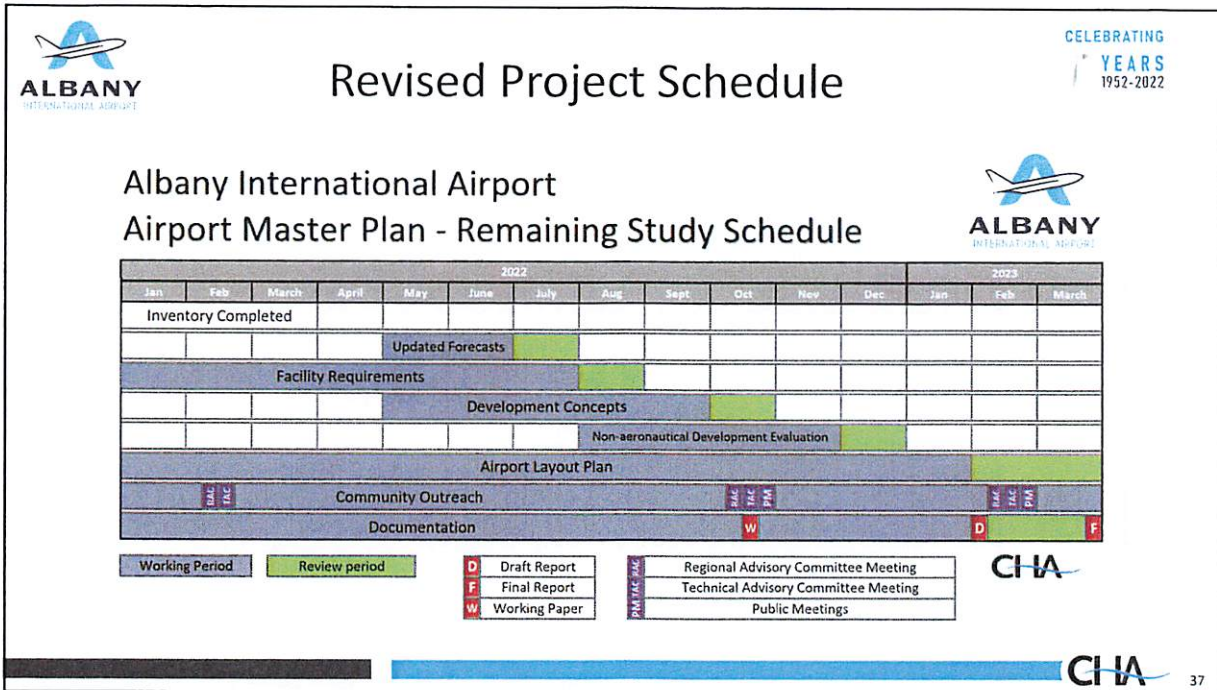
**ALBANY**  
INTERNATIONAL AIRPORT

## What's Next?

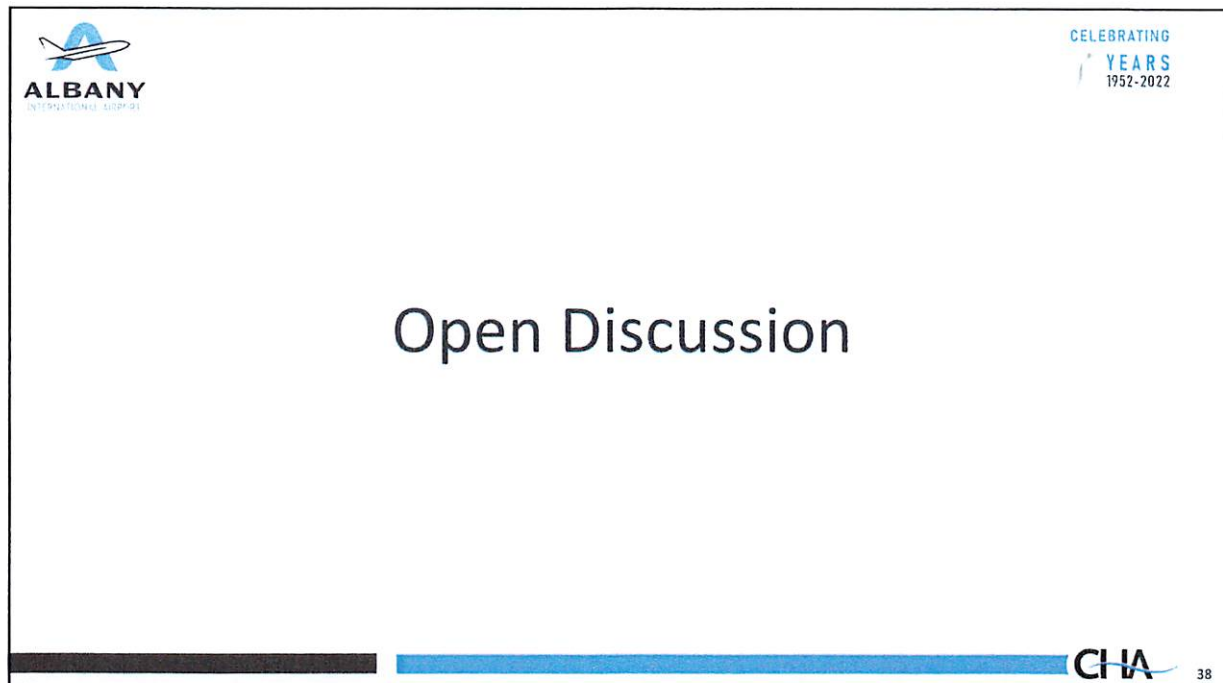
CELEBRATING  
**75**  
YEARS  
1952-2022

- FAA Forecast Approval
- Working Paper #2 (Summer 2022)
  - Facility Requirements
  - Development Alternatives
- RAC Meeting No. 3 (Fall 2022)
- PAC Meeting No. 3 (Fall 2022)
- Public Meeting No. 1 (Fall 2022)


36



37



38

## **AGENDA ITEM NO. 4**

### **Financials**





# **ALBANY**

INTERNATIONAL AIRPORT

## **Monthly Financial Report**

**June 2022**

(dated July 22, 2022)

Table of Contents

Transmittal Letter .....	1
Financial Report	
Statement of Net Position .....	4
Summary of Revenues, Expenses and Net Results .....	5
Schedule of Operating Revenues .....	6
FBO Summary of Revenues, Expenses and Net Results .....	7
YTD Budget vs. Actual High/Low by Category Report .....	8
Notes to Financial Statements .....	13
Schedule of Statistics .....	14
Schedule of Scheduled Passenger Airline Services .....	15



July 22, 2022

ACAA Members  
Philip F. Calderone, Esq.

**INTRODUCTION**

Enplanement, Cargo and Operations continue to trend positively from the prior year, as shown below:

	2022 Current Year versus			
	2022 Month Budget	2021 Month Actual	2021 YTD	2021 Prev. 12 Mo.
Enplanements	13.1%	21.7%	43.3%	136.7%
Cargo	( 7.7 )	( 6.8 )	( 14.6 )	( 7.8 )
Operations	13.7	12.1	18.7	24.6

	Month	
	Jun21	May22
Destination Airports	14	15
Scheduled Monthly Flight	991	1,274
Average Daily Flights	33.0	42.5
Pax Lift (Pax Seats)	97,420	139,005
Enplanements	88,614	113,139

**FINANCIAL INFORMATION**

Cash Position – Unrestricted (Operating)

The Airport continues to maintain a strong cash position. The Statements of Net Position provided on Page 4 reports unrestricted cash of \$23,574,410 and equates to approximately 8.93 months of operating reserves (Notes to Financial Statements #2, Page 8), this is a nominal change from the prior month.

Cash Position – Restricted

Restricted cash available for capital purposes is as follows:

Projects	\$ 8,472,617
Projects – PFC	9,204,845
Projects – Other	1,353,842
	\$19,031,304

Accounts Receivable

The Accounts Receivable balance is approximately 4.6 of average day total operating revenues.

Equity – YTD Earnings

The Summary of Revenues, Expenses and Net results is provided on Page 5. The Airport recorded a change in net position for the month and year-to-date shown as follows:

	Month	YTD
Airport Operating	\$ 1,315,750	\$ 6,492,233
FBO Profit	248,526	1,355,402
	1,564,276	7,847,635
Other Rev/Exp (d.ser.)	( 473,235)	(2,895,885)
Capital Contributions	18,884	134,825
Airline Incnt. Payts.	( 19,030)	( 120,874)
	( 473,381)	( 2,881,934)
	<b>\$1,090,895</b>	<b>\$4,965,701*</b>

\*Please note, depreciation is not recorded on the monthly financial statements.

Operating Revenues

Airline and Non-Airline Revenue are as follows:

	Month 2021	Month 2022
Airline Revenue	\$1,089,751	\$6,449,178
Non-Airline Revenue		
Airfield	996	47,831
Terminal	187,064	1,620,693
Ground Transportation	1,893,847	10,801,047
Other Airport	410,314	2,532,815
Non-Airline Revenue	2,492,221	15,002,386
	\$3,581,972	\$21,451,564

Airport Operating Expenses

Monthly operating expenses were approximately \$2,226K and \$1,892K for 2022 and 2021, respectively. YTD operating expenses were \$14,959K and \$12,325K for 2022 and 2021, respectively.

**AIRPORT OPERATING BUDGET**

Monthly airport operating revenues were favorable by approximately \$612K, due in large part to the increase parking revenues. Monthly airport operating expenses compared to budget were favorable by approximately \$377K.

YTD airport operating revenues were favorable by approximately \$3,635K. YTD airport operating expense were favorable by approximately \$901K.

Please see Budget vs. Actual High/Low by Category Reports, pages 10 – 12, for further details. High/Low by Category Report may not reconcile with the Summary of Revenues, Expenses and Net Results as some accounts need to be reflected in former.

**MILLION AIR FBO OPERATIONS**

Revenues derived from the sale of JetA and AvGas fuels is the largest contributor of FBO revenue. Below are the fuel sold in gallons for both JetA and AvGas:

	2022 Current Year versus			
	2022 Budget	2021 Month	2021 YTD	2021 Prev. 12 Mo.
JetA (gals)	36.3%	3.8%	13.0%	36.4%
AvGas (gals)	43.7	30.2	17.5	( 8.3 )

FBO Summary of Revenues, Expenses and Net results are shown on Page 7.

The FBO had operating profits of \$249K and \$1,355K, for the month and year-to-date, respectively, both favorable as compared to the budget.

Monthly FBO operating revenues were favorable by approximately \$224K, due in large part to JetA fuel sales. Monthly FBO COGS (cost of goods sold-fuel) compared to budget were unfavorable by approximately \$24K. Monthly FBO operating expenses compared to budget were unfavorable by approximately \$50K.

YTD FBO operating revenues were favorable by approximately \$1,259K, due in large part to JetA fuel sales. YTD FBO COGS (cost of goods sold-fuel) compared to budget were unfavorable by approximately \$200K. YTD FBO operating expenses compared to budget were unfavorable by approximately \$298K.

**PASSENGER AIRLINE SCHEDULES**

Weekly Passenger Airline schedule flight changes over the past months are as follows:

		Begin	+	-	End
Aug20	(week #34)	183	40	( 2)	221
Sep20	(week #39)	221	4	(78)	147
Oct20	(week #44)	147	26	( 5)	168
Nov20	(week #49)	168	32	(27)	173
Dec20	(week #53)	173	16	(17)	172
Jan21	(week #21-03)	172	-	(30)	142
Feb21	(week #21-08)	131	12	( 1)	142
Mar21	(week #21-12)	142	24	( 8)	158
Apr21	(week #21-16)	158	43	( 9)	192
May21	(week #21-21)	192	74	( 3)	263
Jun21	(week #21-25)	263	21	(44)	240
Jul21	(week #21-29)	240	14	( 5)	249
Aug21	(week #21-34)	249	24	( 2)	271
Sep21	(week #21-38)	271	13	(18)	266
Oct21	(week #21-42)	266	19	(18)	267
Nov21	(week#21-46)	267	22	(34)	255
Dec21	(week#21-50)	255	7	(19)	243
Jan22	(week#22-04)	243	27	(27)	243
Feb22	(week#22-08)	243	11	( 6)	248
Mar22	(week#22-13)	248	28	(11)	265
Apr22	(week#22-17)	265	48	( 5)	308
May22	(week#22-21)	308	9	(25)	292
Jun22	(week#22-26)	288	22	(14)	300
Jul22	(week#22-31)	300	27	( 6)	321
Aug22	(week#22-35)	321	7	(18)	310

**PROJECTIONS**

2022 and 2023 enplanement projections are as follows:

	2022	2023
Jan 2022	1,200,000	1,400,000
Feb2022	1,200,000	1,400,000
Mar 2022	1,200,000	1,400,000
Apr 2022	1,200,000	1,400,000
May2022	1,225,000	1,425,000
Jun 2022	1,225,000	1,425,000
Jul 2022		
Aug 2022		
Sep 2022		
Oct 2022		
Nov 2022		
Dec 2022		

**BOND RATINGS**

Apr21	Moody's	A3	Stable
Mar20	S&P Global Ratings	A-	Negative
Apr21	S&P Global Ratings	A-	Stable
	Fitch		Not Rated

**FULL TIME FILLED POSITIONS**

Workforce consists of the following Full-Time Filled positions :

AvPORTS	128	4	(3)	129
Millionaire	23	3	-	26
ACAA	<u>20</u>	-	-	<u>20</u>
	171			175

	<u>Begin</u>	<u>+</u>	<u>-</u>	<u>End</u>
Mar 2022	173	2	(5)	170
Apr 2022	170	3	(2)	171
May 2022	171	7	(3)	175

**COMPARISON WITH NATIONAL**

Comparison of enplanement and cargo levels with the North American (NAM) amounts as provided by ACI-NA are as follows:

Enplanements

	<u>Month YOY%</u>		<u>YTD YOY%</u>		<u>12YE YOY%</u>	
	<u>NAM</u>	<u>ALB</u>	<u>NAM</u>	<u>ALB</u>	<u>NAM</u>	<u>ALB</u>
Mar21	7.4	(20.9)	(45.8)	(63.5)	(66.5)	(77.1)
Apr21	*	*	(20.6)	(41.5)	(58.0)	(70.2)
May21	*	*	5.2	(18.4)	(47.7)	(62.0)
Jun21	*	*	27.6	0.6	(36.0)	(53.3)
Jul21	*	*	44.7	23.1	(22.3)	(39.9)
Aug21	*	*	55.2	43.1	(7.5)	(22.3)
Sep21	*	*	61.2	56.7	6.8	(4.6)
Oct21	*	*	66.2	69.5	25.2	20.6
Nov21	*	*	71.4	79.8	46.9	49.8
Dec21	*	*	75.1	87.7	75.1	87.7
Jan22	90.6	188.4	90.6	188.4	104.6	137.3
Feb22	104.2	168.6	95.5	177.6	142.3	208.4
Mar22	65.5	117.1	81.9	149.3	148.5	237.6
Apr22	46.8	70.7	69.8	119.0	122.9	196.6
May22		38.4		93.6		161.5
Jun22		21.7		43.3		136.7

\* Percentage reflects a meaningless amount due to the reduced number of enplanements in April 2020.

Cargo (tons)

	<u>NAM</u>	<u>ALB</u>	<u>NAM</u>	<u>ALB</u>	<u>NAM</u>	<u>ALB</u>
Mar21	16.2	24.9	12.6	16.2	10.1	10.1
Apr21*	16.2	34.7	13.5	21.0	11.1	12.4
May21	5.2	12.3	11.7	19.0	11.5	13.2
Jun21	2.3	2.6	9.7	15.9	10.5	12.4
Jul21	(0.8)	1.9	8.2	13.6	9.5	11.2
Aug21	4.4	(1.3)	7.5	11.6	9.4	10.9
Sep21	3.8	(6.6)	7.1	9.3	8.4	8.5
Oct21	(0.5)	(10.6)	6.4	7.0	7.6	6.6
Nov21	4.1	0.7	6.6	6.5	7.5	6.2
Dec21	0.4	(2.1)	5.8	5.5	5.8	5.5
Jan22	(7.3)	(14.3)	(7.3)	(14.3)	4.1	3.3
Feb22	3.3	(0.3)	(2.5)	(8.0)	4.0	2.6
Mar22	(0.8)	(8.5)	(1.8)	(8.2)	2.6	0.1
Apr22	(6.7)	(24.2)	(3.3)	(12.8)	0.5	(4.6)
May22		(18.7)		(14.1)		(7.1)
Jun22		(6.8)		(14.6)		(7.8)



**Albany County Airport Authority**  
**Statements of Net Position**

	Unaudited June 30, 2021	Unaudited June 30, 2022
<b><u>ASSETS</u></b>		
<b>CURRENT ASSETS</b>		
Unrestricted Assets		
Cash and cash equivalents	\$ 20,166,500	\$ 23,523,847
Accounts receivable - net	624,324	635,528
Lease receivable	--	2,683,477
Prepaid Expenses	509,130	841,797
Total Unrestricted Assets	21,299,954	27,684,649
Restricted Assets		
Operating and Renewal Reserves	7,106,463	7,290,778
CFC Funds	449,351	449,995
Capital Funds	5,319,746	8,472,617
PFC Funds	9,089,959	9,204,845
Revenue Bond Funds	10,521,887	10,954,641
FAA Restricted Funds	203,751	204,043
Concession Improvement Funds	698,803	699,804
Total Restricted Assets	33,389,960	37,276,723
Total Current Assets	54,689,914	64,961,372
<b>NON-CURRENT ASSETS</b>		
Capital Assets	285,024,103	277,999,447
Lease Receivable	--	20,212,167
Prepaid Expenses	225,103	209,668
Total Non-Current Assets	285,249,206	298,421,282
Total Assets	339,939,120	363,382,654
<b><u>DEFERRED OUTFLOWS OF RESOURCES</u></b>		
Refunding	1,802,374	1,344,959
OPEB Expenses	504,922	391,588
Pension Expenses	1,046,330	1,136,675
Total Deferred Outflows of Resources	3,353,626	2,873,222
<b>TOTAL ASSETS AND DEFERRED OUTFLOWS</b>	343,292,746	366,255,876
<b><u>LIABILITIES AND NET ASSETS</u></b>		
<b>CURRENT LIABILITIES</b>		
Payable from Unrestricted Assets	1,713,694	2,425,894
Payable from Restricted Assets	9,852,531	12,125,875
Total Current Liabilities	11,566,225	14,551,769
<b>NON-CURRENT LIABILITIES</b>		
Bonds and other debt obligations	77,033,440	68,233,168
Net OPEB liability	5,841,991	5,779,438
Net pension liability - proportionate share	1,230,534	152,327
Total Non-Current Liabilities	84,105,965	74,164,933
Total Liabilities	95,672,190	88,716,702
<b><u>DEFERRED INFLOWS OF RESOURCES</u></b>		
Concession Improvement Funds	666,142	741,244
OPEB expenses	1,552,848	1,156,601
Pension expenses	44,658	1,093,887
Leases	--	22,400,114
Total Deferred Inflows of Resources	2,263,648	25,391,846
<b><u>NET POSITION</u></b>		
Invested in Capital Assets, net of Related Debt	206,708,395	210,471,276
Restricted	25,923,268	25,091,005
Unrestricted	12,725,245	16,585,047
<b>Net Position</b>	245,356,908	252,147,328
<b>TOTAL LIABILITIES, DEFERRED INFLOWS AND NET POSITION</b>	\$ 343,292,746	\$ 366,255,876

**Albany County Airport Authority**  
**2022 Summary of Revenues, Expenses and Net Results**  
**For the six months ended June 30, 2022**

	Current Month			Year to Date		
	2022 Budget	2021 Actual	2022 Actual	2022 Budget	2021 Actual	2022 Actual
<b><u>AIRPORT</u></b>						
<b>OPERATING REVENUES</b>						
Airline	\$ 920,213	\$ 985,728	\$ 1,089,751	\$ 5,521,275	\$ 5,556,559	\$ 6,449,178
Non-Airline	2,049,287	1,887,921	2,492,222	12,295,720	8,589,968	15,002,387
<b>Total Revenues</b>	<b>2,969,500</b>	<b>2,873,649</b>	<b>3,581,973</b>	<b>17,816,995</b>	<b>14,146,527</b>	<b>21,451,565</b>
<b>OPERATING EXPENSES</b>						
Personal Services	872,063	674,417	723,532	5,232,377	4,240,381	4,930,333
Employee Benefits	476,893	387,362	390,996	2,861,359	2,377,464	2,483,172
Utilities & Communications	165,058	126,015	176,409	990,345	994,820	1,434,640
Purchased Services	458,162	315,032	433,068	2,748,970	2,458,100	2,543,393
Material & Supplies	423,350	158,031	435,161	2,540,098	1,577,618	2,667,732
Office	61,460	43,075	35,140	368,757	268,277	335,822
Administration	64,765	65,784	64,918	388,590	272,853	463,418
Non-Capital Equipment	121,583	122,499	6,999	729,500	135,140	100,822
<b>Total Expenses</b>	<b>2,643,334</b>	<b>1,892,215</b>	<b>2,266,223</b>	<b>15,859,996</b>	<b>12,324,653</b>	<b>14,959,332</b>
<b>AIRPORT OPERATING RESULTS</b>	<b>326,166</b>	<b>981,434</b>	<b>1,315,750</b>	<b>1,956,999</b>	<b>1,821,874</b>	<b>6,492,233</b>
<b>FBO OPERATING RESULTS</b>	<b>99,020</b>	<b>199,242</b>	<b>248,526</b>	<b>594,119</b>	<b>576,251</b>	<b>1,355,402</b>
<b>TOTAL OPERATING RESULTS</b>	<b>425,186</b>	<b>1,180,676</b>	<b>1,564,276</b>	<b>2,551,118</b>	<b>2,398,125</b>	<b>7,847,635</b>
<b>OTHER REVENUES (EXPENSES)</b>						
Interest Earnings	52,408	5,159	16,316	314,446	38,627	41,041
Passenger Facility Charges	303,367	303,214	303,367	1,820,202	1,819,284	1,820,202
ACAA Debt Service	(835,018)	(844,235)	(835,018)	(5,010,108)	(5,065,410)	(5,010,108)
Insurance Recoveries	-	-	-	-	37,171	-
Grant Income	435,716	1,079,063	11,400	2,614,278	4,111,131	68,780
Improvement Charges	30,700	30,700	30,700	184,200	184,200	184,200
<b>Total Other Revenues(Expenses)</b>	<b>(12,827)</b>	<b>573,901</b>	<b>(473,235)</b>	<b>(76,982)</b>	<b>1,125,003</b>	<b>(2,895,885)</b>
<b>INCOME/(LOSS) BEFORE CAPITAL CONTRIBUTIONS</b>	<b>412,359</b>	<b>1,754,577</b>	<b>1,091,041</b>	<b>2,474,136</b>	<b>3,523,128</b>	<b>4,951,750</b>
<b>AIRLINE INCENTIVES</b>	<b>(33,333)</b>	<b>-</b>	<b>(19,030)</b>	<b>(200,000)</b>	<b>(80,352)</b>	<b>(120,874)</b>
<b>CAPITAL CONTRIBUTIONS</b>	<b>-</b>	<b>1,014,605</b>	<b>18,884</b>	<b>-</b>	<b>1,632,003</b>	<b>134,825</b>
<b>INCREASE (DECREASE) IN NET POSITION</b>	<b>\$ 379,026</b>	<b>\$ 2,769,182</b>	<b>\$ 1,090,895</b>	<b>\$ 2,274,136</b>	<b>5,074,779</b>	<b>4,965,701</b>
<b>NET POSITION, BEGINNING OF PERIOD</b>					<b>240,282,129</b>	<b>247,181,627</b>
<b>NET POSITION, END OF PERIOD</b>					<b>\$ 245,356,908</b>	<b>\$ 252,147,328</b>
<b>RECONCIATION TO AIRLINE FUNDS REMAINING:</b>						
<b>NET RESULTS BEFORE RESERVES</b>	412,359	1,754,577	1,091,041	2,474,136	3,523,128	4,951,750
Less: Capital Improvements	(275,000)	(275,000)	(275,000)	(1,650,000)	(1,650,000)	(1,650,000)
Less: Reserve Requirements	(43,789)	(10,473)	(43,789)	(262,735)	(62,838)	(262,735)
<b>NET RESULTS</b>	<b>93,570</b>	<b>1,469,104</b>	<b>772,252</b>	<b>561,402</b>	<b>1,810,290</b>	<b>3,039,016</b>
Revenue Sharing:						
Transfer to/from Airlines (50%)	46,785	734,552	386,126	280,701	905,145	1,519,508
Authority Share (50%)	46,785	734,552	386,126	280,701	905,145	1,519,508
Less: Airline Incentives	(33,333)	-	(19,030)	(200,000)	(80,352)	(120,874)
<b>Net Authority Share</b>	<b>\$ 13,452</b>	<b>\$ 734,552</b>	<b>\$ 367,096</b>	<b>\$ 80,701</b>	<b>\$ 824,793</b>	<b>\$ 1,398,634</b>

**Albany County Airport Authority**  
**Operating Revenues**  
**For the six months ended June 30, 2022**

	Current Month			Year to Date		
	2022 Budget	2021 Actual	2022 Actual	2022 Budget	2021 Actual	2022 Actual
<b>AIRLINE REVENUES</b>						
<b>COMMERCIAL</b>						
Landing Fees-Signatory	\$ 414,865	\$ 373,067	\$ 447,181	\$ 2,489,189	\$ 1,672,849	\$ 2,441,139
Landing Fees-Non Signatory	4,440	0	0	26,640	14,090	0
Airline Apron Fees	65,328	66,296	65,412	391,968	397,778	392,474
Glycol Disposal Fee	25,120	0	0	150,718	161,246	172,817
<b>CARGO</b>						
Landing Fees-Signatory	0	53,543	50,231	0	340,431	283,561
Landing Fees-Non Signatory	0	4,029	4,011	0	23,854	21,669
<b>TERMINAL</b>						
Loading Bridges	48,040	44,841	48,040	288,239	269,045	288,239
Space Rental	361,670	443,951	473,853	2,170,021	2,674,624	2,843,118
Non-Signatory Per Turn Fee	750	0	1,023	4,500	2,642	6,161
<b>TOTAL AIRLINE REVENUES</b>	<b>920,213</b>	<b>985,728</b>	<b>1,089,751</b>	<b>5,521,275</b>	<b>5,556,559</b>	<b>6,449,178</b>
<b>NON-AIRLINE REVENUES</b>						
<b>AIRFIELD</b>						
Tenant Maintenance	2,500	3,379	996	15,000	21,269	47,831
<b>Total Airfield</b>	<b>2,500</b>	<b>3,379</b>	<b>996</b>	<b>15,000</b>	<b>21,269</b>	<b>47,831</b>
<b>TERMINAL</b>						
Utility Reimbursement	2,000	2,582	3,798	12,000	11,695	16,909
Tenant Maintenance	1,713	0	0	10,280	0	0
Space Rent - Non Airline	60,682	68,539	69,634	364,093	402,057	418,169
Food & Beverage	65,000	75,067	104,669	390,000	273,891	539,043
Retail	62,000	73,290	77,182	372,000	295,811	402,624
Advertising	12,500	10,559	8,190	75,000	104,432	54,397
ATM	1,450	1,650	(126,569)	8,700	14,907	7,275
Operating Permits	21,150	20,991	46,465	126,900	115,026	164,065
Vending Machines	3,000	1,228	2,057	18,000	7,596	11,259
Baggage Cart Rentals	1,100	1,390	1,638	6,600	4,101	6,950
<b>Total Terminal</b>	<b>230,595</b>	<b>255,295</b>	<b>187,064</b>	<b>1,383,573</b>	<b>1,229,514</b>	<b>1,620,693</b>
<b>GROUND TRANSPORTATION</b>						
Parking	960,897	727,718	1,163,464	5,765,385	3,204,957	8,264,970
Rental Cars	399,500	475,784	681,973	2,397,000	1,593,167	2,287,261
Access Fees	16,597	9,421	14,132	99,581	50,610	86,589
TNCs	14,583	13,529	25,832	87,500	51,002	111,556
Garage Space Rent	8,376	8,190	8,445	50,257	49,511	50,672
<b>Total Ground Transportation</b>	<b>1,399,954</b>	<b>1,234,641</b>	<b>1,893,847</b>	<b>8,399,723</b>	<b>4,949,248</b>	<b>10,801,047</b>
<b>OTHER AIRPORT</b>						
Telephone System - Tenants	3,801	13,782	4,497	22,805	18,047	26,843
Building Rental	9,586	7,494	11,517	57,517	44,221	68,340
Control Tower Rental	67,983	55,481	55,481	407,901	332,888	332,888
Air Cargo Facility	36,110	34,068	41,485	216,658	201,838	241,273
State Executive Hangar	103,924	103,924	103,924	623,541	623,541	623,541
T Hangars	10,102	10,102	11,728	60,615	59,570	67,127
Tie Downs	241	245	248	1,446	1,467	1,490
AV Gas Fuel Sales	4,213	6,103	0	25,278	24,762	140
Industrial Park	50,061	50,334	47,903	300,365	289,401	287,027
Land Rental	36,576	27,440	48,384	219,456	164,948	288,607
Eclipse Hangar	25,141	25,141	25,141	150,848	150,848	150,848
Hangar Rental	42,656	48,574	46,812	255,934	289,356	278,722
Internet and Cable Access	552	385	275	3,310	3,310	2,650
Fingerprinting	2,000	4,134	3,266	12,000	14,447	18,793
Tenant Maintenance	83	0	0	500	0	0
Purchasing Proposals	83	0	0	500	0	0
Ebay/Scrap/Equipment Sales	417	0	57	2,500	2,005	1,517
Utility Reimbursement	13,000	9,047	8,991	78,000	95,373	111,833
Reimb of Property Taxes	3,042	0	0	18,250	14,016	14,339
Other	6,667	(1,647)	606	40,000	59,899	16,839
<b>Total Other Airport</b>	<b>416,237</b>	<b>394,606</b>	<b>410,314</b>	<b>2,497,424</b>	<b>2,389,936</b>	<b>2,532,815</b>
<b>TOTAL NON AIRLINE REVENUES</b>	<b>2,049,287</b>	<b>1,887,921</b>	<b>2,492,222</b>	<b>12,295,720</b>	<b>8,589,968</b>	<b>15,002,387</b>
<b>TOTAL REVENUES</b>	<b>\$ 2,969,499</b>	<b>\$ 2,873,649</b>	<b>\$ 3,581,973</b>	<b>\$ 17,816,995</b>	<b>\$ 14,146,526</b>	<b>\$ 21,451,564</b>

Albany County Airport Authority  
FBO Results  
For the six months ended June 30, 2022

	Current Month			Year to Date		
	2022 Budget	2021 Actual	2022 Actual	2022 Budget	2021 Actual	2022 Actual
<b>OPERATING REVENUES</b>						
Retail Fuel						
Jet A Fuel Sales	\$ 437,500	\$ 548,215	\$ 683,783	\$ 2,625,000	\$ 2,338,493	\$ 3,337,421
AvGas Fuel Sales	21,315	23,577	48,997	127,890	114,387	183,379
Commercial AvGas Fuel Sales	1,750	2,591	546	10,500	10,368	9,532
Auto & Diesel Fuel Sales	18,333	14,176	15,821	110,000	101,079	146,235
Retail Fuel Sales	478,898	588,559	749,148	2,873,390	2,564,327	3,676,567
Into Plane Fees	42,855	39,970	62,350	257,130	191,610	349,020
Fuel Farm Fees	60,075	37,760	78,468	360,450	171,884	415,526
General Aviation Landing Fees	18,750	24,039	31,993	112,500	102,320	143,448
Aircraft Parking Fees	14,167	16,922	60,480	85,000	74,412	247,210
Deicing Services	152,785	0	0	916,711	606,025	1,053,702
FBO Properties	37,500	46,809	45,294	225,000	182,998	199,137
FBO Services	7,917	9,793	9,243	47,500	45,317	52,065
<b>TOTAL REVENUES</b>	<b>812,947</b>	<b>763,851</b>	<b>1,036,976</b>	<b>4,877,681</b>	<b>3,938,893</b>	<b>6,136,676</b>
<b>COST OF SALES</b>						
Fuel Costs - Jet A	261,675	278,162	398,640	1,570,050	1,173,952	1,780,522
Fuel Discounts - Jet A	28,333	41,012	16,447	170,000	157,793	118,555
Fuel Costs - AvGas	14,790	14,788	36,996	88,740	72,144	132,434
Fuel Discounts - AvGas	370	357	688	2,217	2,051	3,755
Fuel Costs - Commercial AvGas	1,417	2,085	428	8,500	8,425	7,463
Fuel Costs - Auto & Diesel	14,167	10,249	10,937	85,000	71,577	107,924
Total Fuel Costs	320,751	346,652	464,134	1,924,507	1,485,942	2,150,653
Deicing Costs - Type I & IV	119,163	0	0	714,977	323,528	691,288
Catering, Oil & Other	375	0	0	2,250	0	0
Total Cost of Sales	440,289	346,652	464,134	2,641,734	1,809,470	2,841,941
Net Operating	372,658	417,198	572,841	2,235,947	2,129,423	3,294,735
<b>CATEGORY</b>						
Personal Services						
Salaries	109,762	89,053	104,959	658,573	601,906	669,885
Overtime	17,116	19,637	16,555	102,698	76,590	76,942
Total Personal Services	126,878	108,690	121,514	761,270	678,496	746,827
Employee Benefits	40,894	45,763	37,869	245,365	267,196	235,174
Utilities & Communications	6,573	4,983	7,098	39,436	46,376	62,901
Purchased Services	47,811	30,651	37,966	286,867	309,208	271,483
Materials & Supplies						
Buildings	7,842	5,634	22,887	47,053	27,228	167,368
Grounds	3,167	350	0	19,000	5,325	2,138
Vehicles	27,418	4,976	59,083	164,508	136,300	234,896
Total Materials & Supplies	38,427	10,960	81,970	230,561	168,853	404,402
Administrative Expenses	13,055	16,909	37,898	78,328	83,044	195,960
Non-Capital Equipment	0	0	0	0	0	22,586
<b>TOTAL EXPENSES</b>	<b>273,638</b>	<b>217,956</b>	<b>324,315</b>	<b>1,641,828</b>	<b>1,553,173</b>	<b>1,939,333</b>
<b>FBO Net Direct Cost</b>	<b>\$ 99,020</b>	<b>\$ 199,242</b>	<b>\$ 248,526</b>	<b>\$ 594,119</b>	<b>\$ 576,251</b>	<b>\$ 1,355,402</b>

**Airport Operating Revenue (does not include FBO)  
YTD Budget vs. Actual High/Low by Category Report**

For the 6 month period ending June 30/31, 2022

		<b>Budget</b>	<b>Actual</b>	<b>Variance</b>	<b>Cumulative Variance</b>	
<b>Revenues</b>						
31	02051	Rental Car Concession	(2,397,000)	(2,287,261)	(109,739)	(109,739)
31	01055	Control Tower Rental	(407,901)	(332,888)	(75,013)	(184,753)
31	03280	Fuel Sales - AV Gas	(25,278)	(140)	(25,138)	(209,891)
31	09005	Miscellaneous Income	(40,000)	(16,839)	(23,161)	(233,052)
31	02054	Advertising	(75,000)	(54,397)	(20,603)	(253,655)
31	03300	Industrial Park	(300,365)	(287,027)	(13,338)	(266,993)
31	03024	Off-Airport Parking Facilities	(77,278)	(64,773)	(12,505)	(279,498)
31	02056	Vending Machine Concession	(18,000)	(11,259)	(6,741)	(286,239)
31	01011	Landing Fees - Cargo/Non-Signator	(26,640)	(21,669)	(4,971)	(291,210)
31	03410	Reimbursement of Property Taxes	(18,250)	(14,339)	(3,911)	(295,121)
31	03020	Contract Taxi	(6,662)	(4,539)	(2,122)	(297,244)
31	02064	ATM Income	(8,700)	(7,275)	(1,425)	(298,669)
31	09008	Ebay/Scrap/Equipment Sales	(2,500)	(1,517)	(983)	(299,652)
31	02063	Internet & Cable Access	(3,310)	(2,650)	(660)	(300,312)
31	09007	Purchasing Proposals	(500)		(500)	(300,812)
31	02012	Baggage Claim Room	(700,334)	(700,334)	0	(300,812)
31	01071	Hangar Maintenance NYS Executiv	(62,000)	(62,000)	0	(300,812)
31	02115	Payphones - Concessions	0		0	(300,812)
31	03023	Off-Airport Rental Cars	0		0	(300,812)
31	01075	Eclipse Hangar Rental	(150,848)	(150,848)	0	(300,812)
31	03012	Preferred Lot Parking	0		0	(300,812)
31	02011	Rental of Boarding Bridges	(288,239)	(288,239)	0	(300,812)
31	03200	Tie Downs	(1,446)	(1,490)	44	(300,767)
31	03017	Short & Over	0	(192)	192	(300,575)
31	02057	Baggage Cart Concession	(6,600)	(6,950)	350	(300,225)
31	03040	Garage Space Rent	(50,257)	(50,672)	415	(299,810)
31	01021	Apron Parking Fees - Commercial	(391,968)	(392,474)	506	(299,305)
31	03021	Limousines	(3,617)	(4,277)	660	(298,645)
31	03015	Lost Card Fees-Employees	0	(675)	675	(297,970)
31	03022	Hotels	(12,025)	(13,000)	975	(296,995)
31	02105	Telephone - Monthly Usage	0	(1,256)	1,256	(295,739)
31	03014	Employee Parking	(20,385)	(21,930)	1,545	(294,194)
31	02030	Non Signatory Per Turn Fee	(4,500)	(6,161)	1,661	(292,533)
31	02100	Telephone - Monthly Service	(22,806)	(25,587)	2,781	(289,751)
31	02025	Utility Reimbursement	(12,000)	(16,909)	4,909	(284,842)
31	03100	T-Hangar Rentals	(60,615)	(67,127)	6,512	(278,329)
31	09001	Fingerprinting	(12,000)	(18,793)	6,793	(271,536)
31	01060	Building Rental	(57,517)	(68,340)	10,823	(260,713)
31	03500	Tenant Maintenance	(25,779)	(47,831)	22,052	(238,661)
31	01035	Glycol Disposal Fee	(150,718)	(172,817)	22,099	(216,562)
31	01070	Hangar Rental - Airline	(817,476)	(840,264)	22,788	(193,774)
31	03027	TNCs	(87,500)	(111,556)	24,056	(169,718)
31	01065	NE Quad Cargo Facility	(216,658)	(241,273)	24,615	(145,103)
31	02053	Retail Concession	(372,000)	(402,624)	30,624	(114,479)
31	03405	Utility Reimbursements	(78,000)	(111,833)	33,833	(80,646)
31	02062	Operating Permits	(126,900)	(164,065)	37,165	(43,481)
31	02010	Airline Space Rental	(2,102,931)	(2,142,784)	39,852	(3,628)
31	03010	Short Term Parking	(462,000)	(510,748)	48,748	45,120
31	02020	Non-Airline Space Rental	(364,093)	(418,169)	54,076	99,196
31	01050	Land Rental	(219,456)	(288,607)	69,151	168,346
31	01010	Landing Fees - Cargo/Signatory	(2,647,500)	(2,724,699)	77,200	245,546
31	02052	Food & Beverage Concession	(390,000)	(539,043)	149,043	394,589
31	01012	Airfield Revenue Sharing	158,311		158,311	552,900
31	03013	Economy Parking	(621,000)	(803,403)	182,403	735,303
31	02013	Terminal Revenue Sharing	633,244		633,244	1,368,547
31	03011	Long Term Parking	(4,662,000)	(6,928,022)	2,266,022	3,634,569
		<u>(17,816,995)</u>	<u>(21,451,564)</u>	<u>3,634,569</u>		
		<b>\$ (17,816,995)</b>	<b>\$ (21,451,564)</b>	<b>\$ 3,634,569</b>		



**Airport Operating Expenses (does not include FBO)  
YTD Budget vs. Actual High/Low by Category Report**

For the 6 month period ending June 30/31, 2022

		<b>Budget</b>	<b>Actual</b>	<b>Variance</b>	<b>Cumulative Variance</b>
<b>Salaries Expense</b>					
34	12010 Overtime 1.5	352,249	384,207	(31,958)	(31,958)
34	12020 Overtime 2.0	19,558	43,658	(24,100)	(56,058)
34	13000 Temporary Help	5,000		5,000	(51,058)
34	11005 Part Time/Seasonal Salaries	166,516	60,476	106,040	54,981
34	11000 Salaries	4,689,054	4,441,991	247,063	302,045
		<u>5,232,377</u>	<u>4,930,333</u>	<u>302,045</u>	
<b>Other Employee Expenses</b>					
35	26010 NYS Disability	61,647	76,544	(14,897)	(14,897)
35	22300 Health Insurance - Vision	3,459	6,942	(3,483)	(18,380)
35	25000 Uniforms & Laundry	25,975	28,111	(2,136)	(20,516)
35	29000 NYS Retirement	160,654	161,029	(375)	(20,891)
35	22105 Other Post Employment Benefits (O	87,297	87,297	0	(20,891)
35	23000 Health Insurance - AFLAC	3,249	3,218	31	(20,859)
35	24010 Employee EAP Program	485	356	129	(20,731)
35	24015 Smoking Cessation Class	600		600	(20,131)
35	24000 Medical Exams/Abstracts	11,050	8,968	2,083	(18,048)
35	29001 TBI Retirement	106,739	97,572	9,167	(8,881)
35	25005 Uniform Purchases	18,158	5,543	12,615	3,734
35	21000 Social Security	398,047	365,522	32,525	36,259
35	26020 Unemployment Insurance	81,244	36,702	44,542	80,802
35	22200 Dental Insurance	70,889	21,277	49,611	130,413
35	26030 Workers Compensation	293,304	200,706	92,598	223,011
35	22000 Health Insurance	1,538,560	1,383,385	155,176	378,186
		<u>2,861,359</u>	<u>2,483,172</u>	<u>378,186</u>	
<b>Utilities</b>					
36	31000 Electric	644,625	1,020,847	(376,222)	(376,222)
36	34000 Sewer	45,750	132,884	(87,134)	(463,356)
36	33000 Natural Gas	121,683	182,187	(60,504)	(523,860)
36	36032 Internet Access	22,806	27,895	(5,089)	(528,950)
36	36060 Cable Television	2,872	3,816	(944)	(529,893)
36	36015 Telephones-Monthly Service	7,418	7,861	(444)	(530,337)
36	36010 Telephone Charges-Local	8,678	8,812	(134)	(530,471)
36	36017 Payphones Annual & Monthly Serv	0		0	(530,471)
36	36012 Telephone - Sheriff	2,050	2,028	22	(530,449)
36	36018 Payphones - Monthly Usage	75		75	(530,374)
36	36016 Telephones-Monthly Usage	1,500	12	1,488	(528,886)
36	36011 Telephone Charges-Long Distance	7,945	646	7,299	(521,586)
36	36030 Telephone-Cellular	32,400	22,972	9,428	(512,158)
36	36020 Telephone Repairs	27,769	2,815	24,953	(487,205)
36	35000 Water	64,775	21,865	42,910	(444,295)
		<u>990,345</u>	<u>1,434,640</u>	<u>(444,295)</u>	
<b>Purchased Services</b>					
37	44005 Perimeter Security	108,891	137,296	(28,405)	(28,405)
37	41010 Financial Services	50,000	68,295	(18,295)	(46,700)
37	47000 Special Studies	32,500	46,475	(13,975)	(60,675)
37	42045 Builders Risk	0	9,140	(9,140)	(69,815)
37	42080 Cyber Liability Insurance	10,000	17,723	(7,722)	(77,537)
37	42093 Agency Fee	15,000	22,500	(7,500)	(85,037)
37	45000 Janitorial Services	290,596	297,002	(6,406)	(91,443)
37	44030 Employee Shuttle Service	6,251	12,500	(6,249)	(97,692)
37	42095 Insurance Claims	7,750	13,591	(5,841)	(103,532)
37	49020 Engineering Services	15,000	20,519	(5,519)	(109,051)
37	49015 Consultant	24,000	29,156	(5,156)	(114,207)
37	42070 Public Official Liability	17,500	20,566	(3,066)	(117,273)
37	42065 Crime Insurance	3,500	3,839	(339)	(117,612)
37	44000 Public Safety	1,045,934	1,045,934	0	(117,612)
37	41020 Rates & Charges	0		0	(117,612)
37	44020 Parking Valet Service	0		0	(117,612)
37	49010 Architectural Services	0		0	(117,612)
37	49040 Professional Management	212,500	212,500	0	(117,612)
37	49060 Code Enforcement	58,100	58,100	0	(117,612)
37	42041 Environmental Liability	17,675	17,675	0	(117,612)
37	44010 Armored Car Service	2,500	1,786	714	(116,898)
37	42090 Fiduciary Liability	9,000	7,985	1,015	(115,883)
37	42010 Airport Liability	126,727	125,568	1,159	(114,724)
37	42020 Automotive Insurance	37,500	35,786	1,714	(113,010)

**Airport Operating Expenses (does not include FBO)  
YTD Budget vs. Actual High/Low by Category Report**

For the 6 month period ending June 30/31, 2022

		<b>Budget</b>	<b>Actual</b>	<b>Variance</b>	<b>Cumulative Variance</b>	
37	45010	Refuse Removal Services	37,152	32,638	4,515	(108,495)
37	47010	GIS Services	12,000	2,662	9,338	(99,157)
37	49005	Appraisal	12,500		12,500	(86,657)
37	46020	Passenger Info Booth	75,564	60,605	14,959	(71,698)
37	42060	Property Insurance	146,606	129,900	16,706	(54,992)
37	46012	Artistic Exhibits	49,223	28,136	21,087	(33,905)
37	46010	Public Relations	50,000	28,558	21,442	(12,463)
37	43000	Legal Services	25,000		25,000	12,537
37	46015	Advertising	75,000	1,392	73,608	86,144
37	49070	Other Professional Services	175,000	49,500	125,500	211,644
			<u>2,748,970</u>	<u>2,537,326</u>	<u>211,644</u>	
<b>Material &amp; Supplies</b>						
38	51019	Snow Removal Supplies	124,750	495,324	(370,574)	(370,574)
38	52051	Control Tower Maintenance	150,000	280,533	(130,533)	(501,107)
38	54011	Diesel Fuel	55,000	105,562	(50,562)	(551,669)
38	53010	Landscaping	6,475	54,227	(47,752)	(599,421)
38	53050	Snow Removal Services	149,000	186,632	(37,632)	(637,053)
38	54010	Gasoline	22,830	60,077	(37,247)	(674,300)
38	51053	Electric	55,000	75,182	(20,182)	(694,482)
38	51011	Airfield Lighting	35,000	53,530	(18,530)	(713,012)
38	51017	Airfield Shop Supplies	11,250	24,982	(13,732)	(726,744)
38	52063	Window Washing	41,585	51,450	(9,865)	(736,609)
38	54060	Mower Repair & Maintenance	7,000	16,191	(9,191)	(745,800)
38	51052	Wastewater Conveyance	3,750	12,500	(8,750)	(754,550)
38	54021	Vehicle Repair & Maintenance	36,500	45,190	(8,690)	(763,240)
38	54045	ARFF Vehicle Repair & Maintenan	9,000	15,571	(6,571)	(769,811)
38	52075	Advertising Displays	0	6,381	(6,381)	(776,192)
38	52012	Card Access System	40,000	45,636	(5,636)	(781,828)
38	51020	Rubber Removal	40,000	44,183	(4,182)	(786,010)
38	54030	General Equipment Repair & Mainte	21,750	25,045	(3,295)	(789,305)
38	52010	Alarm & PA Systems	42,022	44,494	(2,472)	(791,777)
38	53040	Sign Expense	6,625	7,970	(1,345)	(793,122)
38	54070	Vehicle Shop Tools & Supplies	22,500	23,214	(714)	(793,836)
38	52061	Building Materials	0	571	(571)	(794,407)
38	52041	Fire Equipment Testing	2,303	2,447	(144)	(794,551)
38	53090	T-Hangar Maintenance	47,513	47,621	(108)	(794,660)
38	51055	Water District Charges	12,500	12,559	(59)	(794,719)
38	52059	Storage Space Rental	3,750	3,754	(4)	(794,723)
38	53085	Land Lease	7,718	7,718	0	(794,723)
38	53070	Hazardous Waste Management	1,800	1,504	296	(794,427)
38	51010	Fencing	4,500	4,201	300	(794,127)
38	52040	Fire Equipment Services	2,933	2,515	418	(793,710)
38	53020	Fencing	450		450	(793,260)
38	53051	NYS Police Hangar Maintenance	62,500	61,948	552	(792,708)
38	51032	Hazardous Material Supplies	2,500	1,739	761	(791,947)
38	53041	Traffic Light Repairs	1,000		1,000	(790,947)
38	52071	ID Tags	17,500	15,994	1,506	(789,441)
38	51016	Runway Painting	17,500	15,760	1,740	(787,700)
38	53078	Liquid Waste Disposal	1,800		1,800	(785,900)
38	53045	Catch Basin Maintenance	2,000		2,000	(783,900)
38	52036	Automatic Door Repairs & Supplies	6,000	3,629	2,371	(781,529)
38	52080	Sign Expense	3,250	856	2,394	(779,135)
38	54022	Vehicle Communication Equipment	3,200	481	2,719	(776,416)
38	53071	Wildlife Hazard Management	19,000	16,049	2,951	(773,465)
38	51014	Pavement Repairs	3,000		3,000	(770,465)
38	53060	Dump Fees - Landfill	4,140	1,065	3,075	(767,390)
38	54012	Oil / Grease	11,750	8,559	3,191	(764,199)
38	54013	Vehicle/Equipment Tires	17,000	13,516	3,484	(760,715)
38	51015	Apron Maintenance	25,000	19,497	5,503	(755,212)
38	52032	Elevator Repairs & Supplies	57,500	51,942	5,558	(749,654)
38	52013	CCTV Repair	25,000	19,016	5,984	(743,671)
38	54015	CNG Fuel	11,500	5,375	6,125	(737,546)
38	51030	EMS Supplies	8,092	239	7,853	(729,693)
38	52014	Key Access System	8,250		8,250	(721,443)
38	51031	ARFF Supplies	29,996	20,930	9,066	(712,377)
38	52034	Roof	12,500	2,921	9,579	(702,798)
38	52037	Pest Control	30,704	18,049	12,655	(690,143)
38	52050	US Customs	25,300	12,003	13,297	(676,846)

**Airport Operating Expenses (does not include FBO)  
YTD Budget vs. Actual High/Low by Category Report**

For the 6 month period ending June 30/31, 2022

		<b>Budget</b>	<b>Actual</b>	<b>Variance</b>	<b>Cumulative Variance</b>	
38	52020	Baggage System	22,500	8,160	14,340	(662,507)
38	51054	Sewer District Charges	15,750		15,750	(646,757)
38	51033	ARFF Foam	16,628		16,628	(630,128)
38	54040	Heavy Equipment Maintenance	30,000	13,181	16,819	(613,310)
38	52090	Flight Information Displays	19,637	0	19,637	(593,673)
38	52062	Janitorial Supplies	120,967	92,101	28,867	(564,806)
38	53048	Snow Removal Supplies	30,500		30,500	(534,306)
38	52035	Plumbing Repairs & Supplies	78,000	46,918	31,082	(503,224)
38	54050	Snow Equipment Repair & Maintena	45,000	12,260	32,740	(470,484)
38	52031	Electrical Repairs & Supplies	114,975	78,356	36,619	(433,865)
38	53030	Pavement Repairs	50,000	8,978	41,022	(392,843)
38	51057	System Maintenance & Repairs	90,000	44,117	45,883	(346,960)
38	52033	HVAC	140,625	59,259	81,366	(265,594)
38	52060	Building Maintenance	396,030	248,937	147,093	(118,501)
			<u>2,540,098</u>	<u>2,658,599</u>	<u>(118,501)</u>	
<b>Office/Administration</b>						
39	66060	Credit Card Service Charges	196,000	281,428	(85,428)	(85,428)
39	66070	2008A Remarketing & LOC Fees	0	38,769	(38,769)	(124,197)
39	55015	Hardware/Software Maint Support	220,364	238,864	(18,500)	(142,697)
39	66000	Dues & Subscriptions	27,223	37,640	(10,418)	(153,115)
39	55014	Computer Systems	23,050	26,098	(3,048)	(156,163)
39	66061	EZ Pass Fees	60,000	62,187	(2,187)	(158,350)
39	66040	Licenses & Permits	1,925	2,900	(975)	(159,325)
39	66062	Bank & Paying Agent Fees	3,500	4,430	(930)	(160,255)
39	66003	G.F.O.A.	0	595	(595)	(160,850)
39	55011	Copy Machine Use	500	970	(470)	(161,320)
39	55041	Express Mail	0	397	(397)	(161,716)
39	55012	Office Equipment Service Agreeemer	4,699	4,786	(87)	(161,803)
39	66011	Authority Board Travel & Education	250		250	(161,553)
39	66002	AAAE	325		325	(161,228)
39	55070	Payroll Services	21,250	20,841	409	(160,819)
39	55050	Reference Materials	850	165	685	(160,134)
39	55040	Postage	4,500	3,393	1,107	(159,027)
39	66020	Tuition Reimbursement	1,250		1,250	(157,777)
39	66012	Authority Management Travel & Edu	11,700	10,395	1,305	(156,472)
39	66014	Outside Functions	2,500		2,500	(153,972)
39	55032	Printing Outside Services	10,000	7,010	2,990	(150,983)
39	55031	Parking Ticket Stock	3,000		3,000	(147,983)
39	55030	Printed Forms / Letterhead	4,050	819	3,231	(144,752)
39	55060	Office Supplies	14,623	10,783	3,839	(140,913)
39	55010	Office Equipment Rental	8,897	4,884	4,013	(136,900)
39	66013	Function Refreshments	7,500	3,332	4,168	(132,732)
39	66030	Advertising - Public Meetings	11,000	4,739	6,261	(126,471)
39	55020	Office Furniture & Fixtures	8,975	2,572	6,403	(120,067)
39	66050	Property Taxes	19,000		19,000	(101,067)
39	66010	Training / Travel	46,417	17,003	29,414	(71,653)
39	55016	Computer Equipment	44,000	13,736	30,263	(41,390)
			<u>757,347</u>	<u>798,737</u>	<u>(41,390)</u>	
<b>Non-Capital Equipment</b>						
41	83000	Equipment	729,500	94,859	634,641	634,641
			<u>729,500</u>	<u>94,859</u>	<u>634,641</u>	
			<b>\$15,859,996</b>	<b>\$14,937,665</b>	<b>\$ 922,330</b>	

## Notes to Financial Statements

### 1. Accounting Basis

This financial information is presented for the purposes of comparing budget to actual results and for indicating generally how revenues and expenses have compared to budgeted revenues and expenses through on a monthly basis. The financial information presented herewith is prepared on the Albany County Airport Authority's budgetary basis of accounting.

This report includes preliminary operating and performance statistics, and financial forecasts based upon the budgetary basis of accounting estimates that involve uncertainties that could result in actual financial results differing materially from preliminary estimates.

### 2. Cash Reserves

2022 Operating Budget - Airport	\$32,120,020
2022 Operating Budget – FBO	<u>8,567,123</u>
	\$40,687,143
Monthly Operating Outflow	(\$40,687,143/12)
	\$3,390,595

Months Operating Reserves Unrestricted  
\$23,523,847/\$3,390,595 ~ 6.93 months

Months Operating and Renewal Reserves  
\$6,786,305/\$3,390,595 ~ 2.0 months

	Unrest.	Restr	Total
Aug20	4.85	2.0	6.85
Sep20	5.37	2.0	7.37
Oct20	5.31	2.0	7.31
Nov20	5.14	2.0	7.14
Dec20	5.63	2.0	7.63
Jan21	5.30	2.0	7.30
Feb21	5.22	2.0	7.22
Mar21	5.26	2.0	7.26
Apr21	4.63	2.1	6.73
May21	5.23	2.1	7.33
Jun21	5.50	2.1	7.71
Jul21	5.98	2.1	8.08
Aug21	5.99	2.1	8.09
Sep21	6.22	2.1	8.32
Oct21	6.11	2.1	8.21
Nov21	6.19	2.1	8.29
Dec21	6.09	2.1	8.19
Jan22	6.51	2.0	8.51
Feb	6.51	2.0	8.51
Mar	6.72	2.0	8.72
Apr	6.88	2.0	8.88
May	6.95	2.0	8.95
Jun	6.93	2.0	8.93

### 3. Accounts Receivable

The amount of accounts receivables, shown as days of average annual (2022 Budget) daily revenues, is as follows:

$$\$50,481,110 / 365 = \$138,304$$

$$\$635,528 / \$138,304 = 4.59$$

Aug 20	10.04
Sep 20	4.52
Oct20	4.65
Nov20	4.46
Dec20	3.75
Jan21	8.52
Feb21	11.47
Mar21	2.36
Apr21	0.74
May21	4.10
Jun21	4.98
Jul21	5.70
Aug21	14.74
Sep21	12.92
Oct21	19.20
Nov21	17.06
Dec21	17.14
Jan22	14.98
Feb	12.53
Mar	7.80
Apr	11.80
May	17.96
Jun	4.60

### 4. Capital Assets

The following are capital expenditures that are greater than \$50,000 and have a useful life greater than one year:

	Collected
Land	\$ 48,201,829
Buildings	247,884,827
Equipment	19,762,574
Improvements	<u>273,662,249</u>
	589,511,479
Accumulated Depreciation	<u>(321,208,749)</u>
	268,302,730
Construction In Progress	<u>9,696,717</u>
	<b>\$277,999,447</b>

### 5. COVID Relief Funding

The following are grant amounts awarded to the Authority. Revenue is recognized when expenses are submitted for reimbursement, not when they are awarded.

	Awarded	Collected
AIP143-CARES	\$15,277,876	\$15,277,876 C
AIP144-CHRSSA <sup>3</sup>	5,093,917	-
AIP145-CHRSSA <sup>2</sup>	320,510	320,510 C
AIP148-ARPA	12,113,224	-
AIP149-Con Relief	1,282,039	-
Jobs Act of 21 <sup>1</sup>	<u>28,551,945</u>	-
	<b>\$62,639,511</b>	<b>\$15,277,876</b>

<sup>1</sup> Aka Bipartisan Infrastructure Law, 2022 appropriation \$5,568,244, award pending.

<sup>2</sup> Closed, March 2022

<sup>3</sup> Must collect by March 19, 2025

**Albany International Airport  
Statistics  
For the six month period ending June 30, 2022**

	Current Month			Year to Date			12 Month Running	
	Budget	2021	2022	Budget	2021	2022	2021	2022
<b>Total Enplanements</b>	100,000	88,614	113,139	600,000	339,879	599,606	522,068	1,235,666
	13.1%		21.7%			43.3%		136.7%
<b>Operations</b>								
<i>Passenger</i>	2,462	2,030	2,500	14,772	9,612	14,080	18,330	28,166
<i>Cargo</i>	205	274	294	1,229	1,638	1,602	3,302	3,382
<i>Charter, Corporate &amp; Divers</i>	240	291	399	1,440	1,422	1,759	2,592	3,713
<i>General Aviation</i>	1,010	1,315	1,434	6,060	6,426	6,591	14,558	14,283
<i>Military</i>	292	295	158	1,750	1,636	1,457	3,444	3,060
<b>Total Operations</b>	4,208	4,205	4,785	25,250	20,734	25,489	42,226	52,604
	13.7%		12.1%			18.7%		24.6%
<b>Landed Weight (000)</b>	125,000	91,888	126,644	750,000	415,166	691,154	807,642	1,370,898
	1.3%		27.4%			39.9%		69.7%
<b>Cargo/Mail &amp; Express</b>	1,983	1,955	1,830	11,900	11,410	9,954	23,419	21,593
	-7.7%		-6.8%			-14.6%		-7.8%
<b>Jet A Gallons</b>	88,608	116,254	120,788	472,855	515,091	591,851	990,241	1,351,142
	36.3%		3.8%			13.0%		36.4%
<b>AvGas Gallons</b>	4,350	4,366	6,251	26,100	22,111	26,815	59,427	54,519
	43.7%		30.2%			17.5%		-8.3%
<b>Deicing Consortium</b>	6,313	-	-	37,875	34,548	38,453	50,754	56,324
<b>Deicing sprayed/retail</b>	7,441	-	-	44,645	38,864	40,792	49,159	58,550
Parking Revenue	\$ 960,898	\$ 727,718	\$ 1,163,464	\$ 5,765,385	\$ 3,204,957	\$ 8,264,970	\$ 4,465,430	\$ 14,098,826
Revenue per enplanement	\$ 9.61	\$ 8.21	\$ 10.28	\$ 9.61	\$ 9.43	\$ 13.78	\$ 8.55	\$ 11.41
Transactions		38,518	45,724		147,444	254,249	228,220	508,494
Average transaction		\$ 18.89	\$ 25.45		\$ 21.74	\$ 32.51	\$ 19.57	\$ 27.73
<b>Concession Sales</b>								
Rental Cars		\$ 4,757,828	\$ 6,491,664		\$ 15,931,615	\$ 23,130,808	\$ 28,590,750	\$ 57,051,702
Food and Beverage		\$ 528,449	\$ 835,034		\$ 1,860,029	\$ 4,271,919	\$ 2,704,551	\$ 7,952,112
Revenue per enplanement		\$ 5.96	\$ 7.38		\$ 5.47	\$ 7.12	\$ 5.18	\$ 6.44
Retail		\$ 333,135	\$ 385,908		\$ 1,241,025	\$ 1,899,194	\$ 1,908,713	\$ 3,985,058
Revenue per enplanement		\$ 3.76	\$ 3.41		\$ 3.65	\$ 3.17	\$ 3.66	\$ 3.23



**SCHEDULED AIRLINE PASSENGER SERVICE**

Monthly Scheduled Flights are as follows:

	Airlines	Non-Stop Destination Airports	Non-Stop Destination Cities <sup>(1)</sup>	Scheduled Flights	Average Flights per Day	Monthly Seats Available	Monthly Landed Weight (lbs.)	Enplane.	Projected Load Factor
Jan2020	7	17	13	1,391	44.9	141,803	147,829,062	114,119	80.5%
Jan2021	7	15	11	622	20.6	56,129	58,693,922	25,665	45.7
Jun21	7	19	14	991	33.0	97,420	96,959,934	88,614	91.0
Jul21	7	19	15	1,100	35.5	114,081	111,304,466	114,106	100.0
Aug21	7	19	15	1,165	37.9	123,051	125,168,610	115,469	94.8
Sep21	7	17	13	1,129	37.6	120,713	116,138,848	98,456	81.6
Oct21	7	18	13	1,182	38.1	125,324	115,091,066	114,335	91.2
Nov21	7	17	12	1,120	37.3	118,803	112,293,096	99,723	83.9
Dec21	7	17	12	1,096	35.4	114,381	111,014,472	93,971	82.1
Jan22	7	18	13	1,066	34.4	111,340	107,337,992	74,020	66.5
Feb22	7	19	13	999	35.7	105,195	99,654,094	82,020	78.0
Mar22	7	18	12	1,175	37.9	121,434	116,508,440	107,454	88.4
Apr22	7	19	13	1,275	42.5	130,529	125,318,092	113,430	86.9
May22	7	21	15	1,282	41.4	133,592	129,745,040	109,543	82.0
Jun22	7	22	15	1,274	42.5	139,005	131,608,948	113,139	81.4
Jul22	7	22	15	1,394	45.0	154,418	148,924,672	125,700	81.4E
Aug22	7	20	13	1,372	44.3	152,326	150,210,904	124,000	81.4E

<sup>(1)</sup> Five (5) cities may be served by two or more airports; Chicago (ORD/MDW), New York (EWR/LGA) Orlando (MCO/SFB), Tampa (TPA/PIE/PGD), and Washington DC (DCA/IAD).

Weekly schedule flight changes are as follows:

			<u>Year-To-Date (net)</u>								
			<u>Week</u>		<u>Week</u>		<u>Week</u>		<u>Week</u>		
			<u>#31-2022</u>	<u>+</u>	<u>(-) #35-2022</u>	<u>#04-2022</u>	<u>+</u>	<u>(-) #35-2022</u>	<u>#04-2022</u>	<u>+</u>	<u>(-) #35-2022</u>
1	ATL	Atlanta, GA	21	-	-	21	20	2	(1)	21	
2	BDL	Hartford, CT	-	-	-	-	-	-	-	-	
3	BWI	Baltimore, MD	33	-	-	33	25	17	(9)	33	
4	MDW	Chicago-Midway	20	-	-	20	13	7	-	20	
5	ORD	Chicago-O'Hare	40	1	-	41	28	14	(1)	41	
6	CLT	Charlotte, NC	19	1	-	20	13	9	(2)	20	
7	DEN	Denver, CO	4	-	-	4	-	4	-	4	
8	DTW	Detroit, MI	25	-	-	25	27	6	(8)	25	
9	FLL	Fort Lauderdale, FL	7	-	-	7	4	4	(1)	7	
10	RSW	Fort Myers, FL	-	-	-	-	1	-	(1)	-	
11	MIA	Miami, FL	1	-	(1)	-	1	1	(2)	-	
12	MSP	Minneapolis, MN	-	-	-	-	-	-	-	-	
13	MYR	Myrtle Beach, SC	3	-	-	3	-	3	-	3	
14	BNA	Nashville, TN	2	-	-	2	-	2	-	2	
15	EWR	Newark, NJ	26	-	(7)	19	12	24	(17)	19	
16	LGA	New York, LaGuardia	19	5	-	24	13	11	-	24	
17	MCO	Orlando, FL	17	-	-	17	16	4	(3)	17	
18	SFB	Orlando/Sanford, FL	2	-	-	2	-	5	(3)	2	
19	PHL	Philadelphia, PA	27	-	(6)	21	17	18	(14)	21	
20	RDU	Raleigh-Durham, NC	4	-	(4)	-	-	4	(4)	-	
21	PGD	Tampa/Punta Gorda, FL	2	-	-	2	2	4	(4)	2	
22	TPA	Tampa, FL	1	-	-	1	2	6	(7)	1	
23	PIE	Tampa/St. Pete, FL	2	-	-	2	2	5	(5)	2	
24	DCA	Washington DC-Reagan	25	-	-	25	26	1	(2)	25	
25	IAD	Washington DC-Dulles	21	-	-	21	21	1	(1)	21	
			<b>321</b>	<b>7</b>	<b>(18)</b>	<b>310</b>	<b>243</b>	<b>152</b>	<b>(85)</b>	<b>310</b>	

June 2022 Monthly Financial Report

Jun 30, 2022

Full Time Positions

	<b>Budget Full Time</b>	<b>Budget Part Time</b>	<b>Budget Total</b>	<b>Filled Full Time</b>	<b>Vacant Full Time</b>	<b>In Process To Fill</b>
<b>AvPORTS</b>						
Jul	155	19	174	132	23	7
Aug(1)	157	19	176	134	23	6
Sep	157	19	176	135	21	4
Oct	157	19	176	131	26	7
Nov	157	19	176	130	25	7
Dec	157	19	176	130	27	6
Jan22	165	15	180	132	33	6
Feb	165	15	180	129	36	8
Mar	165	15	180	125	40	9
Apr	165	15	180	128	37	13
May	165	15	180	129	36	13
Jun	165	15	180	128	37	13
<b>FBO</b>						
Jul	33	-	33	29	4	4
Aug	33	-	33	26	7	7
Sep	33	-	33	26	7	7
Oct	33	-	33	26	7	7
Nov	33	-	33	26	7	7
Dec	33	-	33	24	9	9
Jan22	33	-	33	25	8	8
Feb	33	-	33	26	7	6
Mar	33	-	33	25	8	8
Apr	34	2	36	23	11	11
May	34	2	36	26	8	8
Jun	34	2	36	27	7	7
<b>ACAA</b>						
Jul	20	3	23	20	-	-
Aug	20	3	23	20	-	-
Sep	20	3	23	20	-	-
Oct	20	3	23	20	-	-
Nov	20	3	23	20	-	-
Dec	20	3	23	20	-	-
Jan22	20	3	23	20	-	-
Feb	20	3	23	20	-	-
Mar	20	3	23	20	-	-
Apr	20	3	23	20	-	-
May	20	3	23	20	-	-
Jun	20	3	23	20	-	-
<b>Total</b>						
Jul	208	22	230	181	27	11
Aug	210	22	231	180	30	13
Sep	210	22	231	181	28	11
Oct	210	22	232	177	33	14
Nov	210	22	232	176	32	14
Dec	210	22	232	174	36	9
Jan22	218	18	236	177	41	14
Feb	218	18	236	175	43	14
Mar	218	18	236	170	48	17
Apr	219	20	239	171	48	25
May	219	20	239	175	44	21
Jun	219	20	239	175	44	21

**June 30, 2022**Full Time Positions

	<b>Budget Full Time</b>	<b>Budget Part Time</b>	<b>Budget Total</b>	<b>Filled Full Time</b>	<b>Vacant Full Time</b>	<b>In Process To Fill</b>
10 Airfield	29	1	30	17	12	9
20 Terminal-Custodial	29	1	30	27(1)	2	-
20 Terminal-Facilities	10	1	11	10	-	-
21 Loading Bridge	2	-	2	2	-	-
30 Parking	25	5	30	14(2)	11	-
30 Parking – Shuttle	14	2	16	10	4	-
32 Landside	-	-	-	-	-	-
41 Operations	17	-	17	13	4	4
42 ARFF	21	-	21	20	1	-
43 Security	4	5	9	3	1	-
50 Vehicle Maint.	11	-	11	10	1	-
59 Airport Mgmt.	3	-	3	2	1	1
60 FBO Comm.	10	-	10	8	2	2
61 FBO GA	20	-	20	15	5	5
69 FBO Admin (added)	4	2	6	4	-	-
71 ACAA	20	3	23	20	-	-
	219	20	239	175	44	21

(1) 4 PFL, 1 WC

(2) 1 PFL

	<b>Balance</b>	<b>Hire</b>	<b>Vacated</b>	<b>Balance</b>
Jan22		2	2	
Feb		2	2	
Mar	171	2	5	168
Apr	168	3	2	169
May	169	7	3	173
June	173	4	2	175

**Snowfall**

	2019/2020				2020/2021				2021/2022			
	Trace	Events	Amt.	Cum. Amt.	Trace	Events	Amt.	Cum. Amt.	Trace	Events	Amt.	Cum. Amt.
Oct	0	0	0.0"	0.0"	0	0	0.0"	0.0"	0	0	0.0"	0.0"
Nov	4	3	2.3	2.3	7	0	0.0	0.0	3	2	1.4	1.4
Dec	7	4	27.9	30.2	9	3	26.2	26.2	11	6	4.1	5.5
Jan	9	3	5.1	35.3	11	6	12.1	38.3	6	11	8.3	13.8
Feb	9	6	7.0	42.3	9	7	13.8	52.1	9	6	10.7	24.5
Mar	6	3	6.4	48.7	4	1	0.8	52.9	4	3	9.1	33.6
Apr	6	2	1.0	49.7	4	2	0.5	53.4	1	14	2.8	36.4

Event – Measurable snowfall, 0.1" or greater.

Source: <https://www.ncdc.gov/cdo-web/quickdata>

## **AGENDA ITEM NO. 5**

### **Project Development**



**PROJECT STATUS REPORT**

**August 1, 2022**

**I. AIRSIDE IMPROVEMENTS**

**A) Pavement Condition Index (PCI) Report (Contract# S-21-1101)**

The FAA requires Airports to have a PCI done every five years. The last PCI done was in 2015. The PCI is a thorough onsite investigation of all asphalt paved surfaces on the Airport. The report details the current conditions and notes all issues and defects. McFarland Johnson submitted a preliminary report and will produce a complete report to be submitted to the FAA by early of August 2022.

**B) Air Cargo Pavement Rehabilitation**

Negotiations with Passero Associates were approved by the Board in May 2022. Passero will need to do investigation of the concrete pavement failure on the south end of the Air Cargo apron (leased by UPS) and then design the repair and replacement of the pavement. Passero has been working with ACAA to determine the extent of the investigation and compile a proposal to complete the work. Passero Engineering was approved by the Board and is arranging survey and subsurface drilling.

**C) Runway 10-28 Rehabilitation (Contract #S-21-1100)**

To maintain the quality of the pavement for aircraft to land on the runways need to be milled and resurfaced with new asphalt pavement. Collier Engineering's scope and fee were approved by the Board at the January 2022 meeting. Collier completed the design with ACAA and AvPorts. The Project was awarded in July 2022. Callanan Industries is scheduled to to begin work on the project in mid-August 2022.



## II. LANDSIDE IMPROVEMENTS

### A) Air Traffic Control Tower (Contract 1013-R & EV)

The FAA as part of the lease renewal, requested some upgrades to their facility. The roof replacement project (1013-R) the roof project will be bid in 2023 when materials are more readily available. The elevator replacement project (1013-EV) was awarded to Kone under NYS Contract pricing. The equipment is all onsite and Kone has revised the schedule to begin work August 1, 2022 with concurrence from the FAA Tech Ops.

### B) Main Terminal Fire Alarm Replacement (Contract 20-1075-FP)

Hewitt & Young Electric was awarded the contract and is continuing the installation of the new Terminal Fire alarm system. The contractor are currently pulling wires and installing sensors and panels throughout the Terminal. Installation of the alarm system has continued with the contractor working two shifts. All installation work and testing of the new system will be completed by the end of summer.

### C) MDF (Main Distribution Frame) Room Fire Protection (Contract 1053-FP)

Condor Fire Sprinkler was contracted to install a new dry fire protection system in the MDF room where all the Airport computer, telephone and security system are routed back to. This project is replacing the existing sprinkler system that currently serves as fire protection, eliminating the possibility system failure due to sprinklers going off. Condor has completed the testing the system as required by NYS Fire Code. The contractor will remove the remaining wet system.

### D) Main Terminal Elevator #6 Replacement

Elevator #6 in the Terminal, which is the main public use elevator to and from the TSA checkpoint was found to have a faulty hydraulic piston. Kone has provided the Airport a proposal to eliminate the piston system and convert the elevator to an MRL cable system under State Contract pricing. The equipment is in production and scheduled for delivery for August 29, 2022. Kone will supply a schedule for the removal of the existing equipment will be started mid –August.

### E) Main Terminal Elevator #8 Replacement

Elevator #8 in the Terminal, which is currently the main public use elevator to and from the TSA checkpoint is experiencing a very high volume of passengers since Elevator #6 is Out-Of-Service. The elevator is being maintained by Kone the elevator maintenance company for the Airport. Kone has provided the Airport a proposal to eliminate the piston system and convert the elevator to an MRL cable system under State Contract pricing once Elevator #6 is back in service. The equipment is in production.

**F) HVCC Aircraft Technician School Sprinkler System (Contract#S-22-1109FP)**

HVCC and ACAA worked together to get the classrooms set up at 6 Jetway Drive, so classes could begin on August 30, 2021. HVCC has begun moving their equipment into the hangar and lab area. The HVAC sprinkler systems will be connected in the lab area to the hangar sprinklers. This Contract was awarded to Absolute Fire Protection who continue to work installing piping and sprinklers in the 6 Jetway drive classroom areas and the hangar. Testing of the wet system for the classrooms and the lab will be done in mid-August.

**AGENDA ITEM NO. 6**

**Counsel**

## **AGENDA ITEM NO. 7**

### **Concessions/Ambassador Program**



Monday, August 1, 2022

## Concessions & Ambassador Program Report

### Minority Percentages in the Concessions' Workforce

Date	min/total	HMSHost	OHM	Paradies	Dunkin
July 2021	28/70 = 40%	8/27=30%	13/25=52%	5/11=46%	2/7=29%
August 2021	35/70 = 50%	12/23=52%	14/30=47%	5/10=50%	4/7=57%
September 2021	35/70 = 50%	11/25=44%	15/23=65%	5/14=36%	4/8=50%
October 2021	41/85 = 48%	13/33=39%	20/29=69%	5/14=36%	3/9=33%
November 2021	50/100=50%	14/33=42%	27/43=63%	5/14=36%	4/10=40%
December 2021	67/104=65%	17/37=46%	37/46=80%	8/14=57%	5/7=71%
January 2022	72/105=69%	23/42=55%	37/42=88%	8/14=57%	4/7=57%
February 2022	69/100=69%	20/37=54%	38/41=93%	7/15=46%	4/7=57%
March 2022	66/102=65%	21/43=49%	33/36=92%	7/15=46%	5/8=62%
April 2022	66/106=62%	20/43=47%	35/39=80%	7/16=44%	4/8=50%
May 2022	64/109=59%	15/38=40%	36/43=84%	9/21=43%	4/7=57%
June 2022	62/109=57%	17/42=40%	35/42=83%	7/19=39%	3/6=50%
July 2022	63/109=58%	17/41=41%	35/42=83%	7/18=38%	4/8=50%

### Concessions

#### HMSHost

- Silks of Saratoga – Open (10:00 a.m. – 6:00 p.m.) Daily
- Starbucks – Open (4:00 a.m. – 6:00 p.m.) Daily
- The Local – Open (10:00 a.m. – 6:00 p.m.) Daily
- Burger King – Open (10:00 a.m. – 6:00 p.m.)
- Adirondack Lodge – closed
- Hudson Valley Beer Union – Open (10:00 a.m. – 6:00 p.m.) Daily
- Dunkin Donuts – Open (4:00 a.m. – 8:00 p.m.) Daily

#### OHM

- Empire Deli – Open (11:00 a.m. - 6:00 p.m.) Daily
- Wolfgang Puck Pizza - Open (11:00 a.m. – 6:00 p.m.)
- [Thursdays and Sunday – 7:30 a.m. – 6:00 p.m.]
- Chick fil A – Open (5:00 a.m. – 7:00 p.m.) Closed Sunday

#### Paradies

- Gift/News on A – intermittent hours
- Gift News on B – intermittent hours
- Gift/News on C – open 4:30 am through to the last departure





## Vending

Vending options are now on all three concourses. Additional vending has been added in employee areas as well.

Menu upgrades at Chick fil A will take place on August 23<sup>rd</sup>.

Efforts are ongoing to hire Concession employees.

## Ambassador Program 2022

### Tours

YTD

Jan	Feb	Mar	Apr	May	Jun	Jul	Aug	Sep	Oct	Nov	Dec	YTD
0	0	0	1	0	3	1						5

### Canines

1838	1722	2934	4319	3028	3763							17,604
------	------	------	------	------	------	--	--	--	--	--	--	--------

### Ambassador Hours

418	401	719	981	804	935							4,258
-----	-----	-----	-----	-----	-----	--	--	--	--	--	--	-------

### Guests Served

2220	2742	4337	4586	4661	5388							23,934
------	------	------	------	------	------	--	--	--	--	--	--	--------

### Ambassador Shifts

-	-	216	282	199	265							962
---	---	-----	-----	-----	-----	--	--	--	--	--	--	-----

### Business Center

86	55	141	123	136	151							692
----	----	-----	-----	-----	-----	--	--	--	--	--	--	-----

The Ambassadors are attending classes held by TSA for Pre-Security and Situational Awareness information.

The Exchange Students from Oberlin University in Tokyo are returning August 16<sup>th</sup>. There are 20 students. They will start the following week once they receive their badges and continue through the Fall Semester to mid-December.

## **AGENDA ITEM NO. 8**

**Public Affairs**



## Public Affairs Report August 2022

### BBC Travel Article

The BBC published a feature article about the Albany International Airport on Tuesday, July 19. The article noted that Glenn Curtiss made America's first long distance flight, traveling between Albany and New York City. It also noted the Airport's relationship with General Electric Global Research as we develop the Smart Airport of the Future.



### Aircraft Diversions

Summer thunderstorms dramatically slowed aircraft operations over the Northeast on July 18. Seven flights bound for NYC area airports were diverted to Albany where they waited until cleared by the FAA to continue their flights. When we receive a significant number of diversions, we inform the media and point out Albany's role as the "port in the storm" during severe weather on the East Coast.



### Paul Vandenburg Program

WGDJ Talk 1300 host Paul Vandenburg broadcasted live from Million Air on July 21. CEO Philip Calderone appeared as a guest on the program and discussed the current status of the Airport and airline industry as well as the role that Million Air plays in the day-to-day operation of the Airport.



### Baseball Hall of Fame

Autograph seekers once again descended upon the Airport during the weekend of July 21 in an effort to obtain autographs from current and former major league baseball players that were on-route to Cooperstown for the Annual Induction Ceremony. The Airport provides tables and chairs for our guests. This makes it convenient for the players that wish to provide autographs and ensures the event is orderly.





## **TSA Pre Check Enrollment**

The Airport in conjunction with the TSA will host a week-long program to enroll travelers in the TSA Pre Check program. Travelers will be able to begin the enrollment process in a designated area within the baggage claim area. Staff from an area security company will be available to take required fingerprints and to assist individuals with the required paperwork.



## **AGENDA ITEM NO. 9**

### **Business & Economic Development**



**AGENDA ITEM NO. 10**

**Authorization of Contracts/Leases/Contract  
Negotiations/Contract Amendments**

**AGENDA ITEM NO. 10.1**

**Lease Amendment: License Agreement –  
License No. L-21-1093: 845 Watervliet  
Shaker Road with United Parcel Service, Inc.**

AGENDA ITEM NO: 10.1  
MEETING DATE: August 1, 2022

ALBANY COUNTY AIRPORT AUTHORITY  
REQUEST FOR AUTHORIZATION

**DEPARTMENT:** *Legal Department*

**ACAA Approved**  
**08/01/2022**

Contact Person: *Christine C. Quinn, Authority Counsel*

**PURPOSE OF REQUEST:**

Lease Amendment: *License Agreement – License No. L-21-1093: 845 Watervliet Shaker Road with United Parcel Service, Inc.*

**CONTRACT AMOUNT:**

N/A

**BUDGET INFORMATION:**

Anticipated in Current Budget: Yes ✓ No     NA

**FISCAL IMPACT - FUNDING (Dollars or Percentages)**

Federal     State     Airport     NA ✓

**JUSTIFICATION:**

*Authorization is requested for a License Agreement with United Parcel Service, Inc. for 845 Watervliet Shaker Road, approximately 2.6 acres. Rent is \$6,000 per month. The term is approximately three months.*

**CHIEF EXECUTIVE OFFICER'S RECOMMENDATION:**

*Recommend approval.*

**FINAL AGREEMENT SUBJECT TO APPROVAL BY COUNSEL:** YES ✓ NA    

**BACK-UP MATERIAL:**

1) *Locator Map*

EXHIBIT A

License Area



**AGENDA ITEM NO. 11**

**Authorization of Change Orders**



**AGENDA ITEM NO. 12**

**Authorization of Federal and State Grants**

**AGENDA ITEM NO. 13**

**Emergency Procurement Approvals by CEO -**

**Informational Only**

## **Old Business**

## **New Business**

# **Executive Session**



## **Attorney-Client Privilege Matters**