



ALBANY COUNTY AIRPORT AUTHORITY
ALBANY INTERNATIONAL AIRPORT
ADMINISTRATION BUILDING
SUITE 200
ALBANY, NEW YORK 12211-1057

TEL: 518-242-2222
ADMIN FAX: 518-242-2641
FINANCE FAX: 518-242-2640
SITE: www.albanyairport.com

ALBANY COUNTY AIRPORT AUTHORITY

REGULAR MEETING

AGENDA

November 4, 2019

General:

1. **Chairman's Remarks**
2. **Approval of Minutes**
Special Meeting – October 10, 2019
3. **Communications and Report of Chief Executive Officer**
4. **Interesting Correspondence**

Management Reports:

5. **Chief Financial Officer**
 - 5.1 **Statistical and Financial Performance**
 - 5.2 **Comparison of Enplanements**
 - 5.3 **Summary of Airline Scheduled Flights and Markets**
6. **Project Development**
7. **Counsel**
8. **Concessions/Ambassador Program**
9. **Public Affairs**

Action Items:

10. **Authorization of Contracts/Leases/Contract Negotiations/Contract Amendments**
 - 10.1 **Professional Services: Authorization to Award Engineering Design and Construction Administration Contract S-1009 with Bergmann Associates, Architects, Engineers, Landscape Architects & Surveyors D.P.C.**
 - 10.2 **Construction Contract: Contract No. SC-1027; HVAC Services BPI Piping, Inc. & Eckert Mechanical**

- 10.3 **Purchase Orders: Issue Annual Purchase Orders for Deicer Products for runways, taxiways and ramps. Authorize four (4) one (1) year option year extensions subject to approval of the Chief Executive Officer.**
- 10.4 **Lease: Lease Agreement 70 B Sicker Road – ACAA Bldg. No. 214 with ELRAC, LLC d/b/a Enterprise Rent-A-Car**
- 10.5 **Purchase Order: Authorization to Award Asphalt Pavement Repairs to HMA Contracting – ACAA Quote No. 19-1010**
- 10.6 **Construction Contract: Authorization to Award Construction Contract 1030-GC Water Service for new Sprinkler at Building No. 211 to J.H. Maloy Construction, Inc.**
- 10.7 **Fifteenth Supplemental Resolution and Sixteenth Supplemental Resolution to authorize Authority staff to proceed with a private negotiated sale of: Airport Revenue Bond Series 2019 (“Series 2019 Bonds”) in an amount not to exceed \$8,685,000; Airport Revenue Refunding Bond Series 2020A (Non-AMT) (Forward Delivery) in an amount not to exceed \$4,560,000, and; Airport Revenue Refunding Bonds, Series 2020B (AMT) (Forward Delivery) in an amount not to exceed \$31,555,000 (collectively “Series 2020 Bonds”).**

11. Authorization of Change Orders

- 11.1 **Change Order No. 4: Authorization to award Change Order No. 4 to Contract No. 989-SF New Parking Garage Site and Foundations to LeChase Construction Services, LLC.**
- 11.2 **Change Order No. 1: Authorization to award Change Order No. 2 to Contract No. 989-PC New Parking Garage Pre Cast to Unistress Industries.**
- 11.3 **Change Order No. 1: Authorization to award Change Order No. 1 to Contract No. 989-GCR New Parking Garage General Construction to LeChase Construction Services, LLC.**
- 11.4 **Change Order No. 1: Authorization to Award Change Order No. 1 Construction Contract 906-GC Terminal Apron Glycol Deicing System Replacement to VMJR Companies, Inc.**

12. Authorization of Federal and State Grants

None

13. Procurement Approvals by CEO – Informational Only

None

Old Business:

New Business:

Executive Session:

ES-1 – Employment History of a Particular Individual

Attorney-Client Privilege Matters:

AGENDA ITEM NO. 1

Chairman's Remarks

AGENDA ITEM NO. 2

Approval of Minutes



ALBANY COUNTY AIRPORT AUTHORITY
 ALBANY INTERNATIONAL AIRPORT
 ADMINISTRATION BUILDING
 SUITE 200
 ALBANY, NEW YORK 12211-1057

TEL: 518-242-2222
 ADMIN FAX: 518-242-2641
 FINANCE FAX: 518-242-2640
 SITE: www.albanyairport.com

Minutes of the Regular Meeting of the Albany County Airport Authority

**October 10, 2019
 Special Meeting**

Pursuant to notice duly given and posted, the Special meeting of the Albany County Airport Authority was called to order on Thursday, October 10, 2019 @ 8:30 a.m. in the 2nd Floor Conference Room of the Administration Building located at the Albany International Airport by Chairman Kenneth J. Doyle with the following present:

MEMBERS PRESENT

Rev. Kenneth J. Doyle
 Tony Gorman
 Lyon M. Greenberg, M.D.
 Steven H. Heider
 Samuel A. Fresina
 Kevin R. Hicks

MEMBERS ABSENT

STAFF

None

ATTENDEES

Ray Casey, Airport Consultant

Mr. Heider made a motion to go into Executive Session to discuss:

ES-1 – A personnel matter.

The motion was adopted unanimously.

There being no further business and no action taken, the meeting was adjourned at 4:15 p.m.



ALBANY COUNTY AIRPORT AUTHORITY
ALBANY INTERNATIONAL AIRPORT
ADMINISTRATION BUILDING
SUITE 200
ALBANY, NEW YORK 12211-1057

TEL: 518-242-2222
ADMIN FAX: 518-242-2641
FINANCE FAX: 518-242-2640
SITE: www.albanyairport.com

ALBANY COUNTY AIRPORT AUTHORITY

SPECIAL MEETING

AGENDA

October 10, 2019

- 1. Executive Session – Personnel Matter
(Interview of Candidates for CEO Position)**

AGENDA ITEM NO. 3

Communications and Report of Chief Executive Officer



ALBANY COUNTY AIRPORT AUTHORITY
ALBANY INTERNATIONAL AIRPORT
ADMINISTRATION BUILDING
SUITE 200
ALBANY, NEW YORK 12211-1057

TEL: 518-242-2222
ADMIN FAX: 518-242-2641
FINANCE FAX: 518-242-2640
SITE: www.flyalbany.com

MEMO: October 30, 2019

TO: Albany County Airport Authority Board Members

FROM: John A. O'Donnell, Chief Executive Officer

Attached is the report of significant events for the period through October 30, 2019 as well as forward-looking, noteworthy items. If you have any questions regarding this report, please let me know.



ALBANY COUNTY AIRPORT AUTHORITY
ALBANY INTERNATIONAL AIRPORT
ADMINISTRATION BUILDING
SUITE 200
ALBANY, NEW YORK 12211-1057

TEL: 518-242-2222
ADMIN FAX: 518-242-2641
FINANCE FAX: 518-242-2640
SITE: www.flyalbany.com

CHIEF EXECUTIVE OFFICER'S REPORT

November 2019

Exit 3 Southbound Ramp Opened Up for Traffic

On Sunday, October 20, the Governor and his staff opened up the southbound ramp of Exit 3. This is the second leg from the Interstate to be completed. We are looking forward to the “fly over” to open. This is the northbound ramp which crosses over the interstate and terminates on Albany Shaker Road. The newly opened southbound lane also terminates on Albany Shaker Road just south of the entrance to our Economy Lot.

The Airport's New Parking System Moves one Step Closer to a Ticketless Parking System

The new parking system and associated entrance and toll plaza modifications are being rolled out over the next two to three weeks. These improvements will greatly reduce the wait times upon exiting the parking areas and expedite the payment process. The incorporation of license plate readers and associated technologies will alter the parking experience for the better.

With the new system, EZ Pass Plus tag holders will have the best experience. Upon approaching the entrance plaza, the gate will automatically rise and there is no need to stop or pull a ticket. Upon exiting the EZ Pass tag is read and once again the gate will rise as the vehicle approaches.

Those travelers paying with credit card will enter the credit card upon entering and once read, the gate will rise. Leaving will be a similar process.

Cash customers will be directed to pay on foot stations located in baggage claim and in the pedestrian bridge leaving the parking garage.

Roving cashiers and attendants will be stationed in all lots to provide parking assistance.

Credit Agencies Reported on Authority in Advance of Bond Sale

On June 14, 2018, Standards and Poor (S&P) raised the Authority's underlying credit rating from “A-“ to “A.” This month S&P confirmed that “A” rating. Moody's Investors Service rating remained unchanged at “A3.” These are considered strong capacity to meet its financial obligations.

The above ratings may be enhanced if the Authority decides to purchase bond insurance.

AGENDA ITEM NO. 4

Interesting Correspondence

AGENDA ITEM NO. 5

Financials

AGENDA ITEM NO. 5.1

FINANCIAL PERFORMANCE



**FINANCIAL
REPORT
(unaudited)**

For the Quarter Ended

September 30, 2019

***** UNAUDITED - FOR INTERNAL REVIEW*****



	<u>Page</u>
Financial Information	1
Management’s Discussion and Analysis	
Statements of Net Position	
Statements of Revenues, Expenses and Changes in Net Position	
Statements of Cash Flows	
Statements of Fiduciary Fund Net Assets	
Statements of Changes in Fiduciary Fund Net Assets	
Notes to the Financial Statements	
Financial Summary	
Statistical Highlights.....	37
Airport Revenues	48
AvPort Airport Operations	58
Million Air FBO Operations.....	68
Authority Operations	83
Investment Schedule	92

MANAGEMENT'S DISCUSSION AND ANALYSIS

This Management's Discussion and Analysis (MD&A) of the Albany County Airport Authority (the Authority) provides an introduction of the basic financial statements for the nine months ended September 30, 2019 with selected comparative information for the nine months ended September 30, 2018 and September 30, 2017. Management prepared this unaudited MD&A, which should be read in conjunction with the financial statements, and the notes thereto, which follow in this section.

BASIC FINANCIAL STATEMENTS

The Authority's basic financial statements include three financial statements: the *Statements of Net Position*, the *Statements of Revenues, Expenses and Changes in Net Position* and the *Statements of Cash Flows*. The financial statements are prepared in accordance with accounting principles generally accepted in the United States of America as promulgated by the Governmental Accounting Standards Board (GASB). Certain information and footnote disclosures normally included in financial statements prepared in accordance with accounting principles generally accepted in the United States of America have been condensed or omitted. However, we believe that all disclosures are adequate to make the information presented not misleading. The December 31, 2018 Statements of Net Position and other prior year condensed financial information was derived from the Authority's audited 2018 basic financial statements, as restated to implement recently issued accounting standards, and other unaudited sections of the Authority's 2018 Comprehensive Annual Financial Report, but is not presented with all disclosures required by accounting principles generally accepted in the United States of America. The accompanying unaudited financial statements should be read in conjunction with the audited basic financial statements and the notes thereto, included in our Comprehensive Annual Financial Report for the year ended December 31, 2018 and the notes attached to these statements. In the opinion of our management, adjustments necessary to fairly present our financial position, report total operating revenues, operating expenses, non-operating income and expenses, capital contributions and the changes in net position during the nine months ended September 30, 2019 and 2018 and cash flows for the interim periods presented have been included. The results of operations for the nine months ended September 30, 2019 are not necessarily indicative of the results to be expected for the full year or for any future periods. Also included are the *Statements of Fiduciary Fund Net Position* and the *Statements of Changes in Fiduciary Fund Net Position*.

The *Statements of Net Position* depict the Authority's financial position at September 30, 2019 and December 31, 2018, the end of the Authority's previous fiscal year. The Statements report all assets, deferred outflows of resources, liabilities, deferred inflows of resources and net position. Net position is displayed in three components: net investment in capital assets, restricted (distinguished between major categories of restrictions) and unrestricted.

The *Statements of Revenues, Expenses and Changes in Net Position* report total operating revenues, operating expenses, non-operating income and expenses, capital contributions and the changes in net position during the nine months ended September 30, 2019 and 2018. All changes in net position are reported as soon as the underlying event giving rise to the change occurs, regardless of the timing of the cash flows.

The *Statements of Cash Flows* present information showing how the Authority's cash and cash equivalents position changed during the nine months ended September 30, 2019 and 2018. The Statements classify cash receipts and cash payments by Operating Activities, Noncapital Financing Activities, Investing Activities, and Capital and Related Financing Activities.

The *Statements of Fiduciary Fund Net Position* is a snapshot of account balances of the Authority's fiduciary fund at September 30, 2019 and December 31, 2018. It indicates the assets available for future payments for retiree benefits and any current liabilities that are owed at this time.

The *Statements of Changes in Fiduciary Fund Net Position*, on the other hand, provides a view of current period additions to and deductions from the net position held in the Trust during the nine months ended September 30, 2019 and 2018.

AIRPORT ACTIVITIES HIGHLIGHTS

The County of Albany owns the Albany International Airport (the Airport) and entered into an Airport Lease Management Agreement, pursuant to which the County leased the Airport to the Authority for a 40 year term commencing May 16, 1996. On November 5, 2018 the term of the Lease was extended through December 31, 2049. The Authority employs two firms to manage the daily operations of the Airport:

→ AFCO AvPorts Management LLC, (d/b/a Avports) manages the daily operations of the airport including airfield, terminal, security, ARFF, landside, building and vehicle maintenance and public parking pursuant to a management services agreement.

→ REW Investments, Inc., (d/b/a Million Air) manages the daily operations of the Fixed Based Operations (FBO) of the airport including fuel farm management, commercial aviation into-plane fueling, and ground handling, fueling and hanging of general aviation aircraft pursuant to a management services agreement.

The Authority's revenues are derived primarily from: Airline rates and charges for the use of the Airport's facilities in the form of landing fees, terminal rentals, apron fees and loading bridge charges received from airlines using the Airport; concession fees from vendors serving the passengers including food and beverage, retail and rental cars; public parking fees including surface and garage parking; and FBO activities from general aviation activities.

AIRPORT REVENUES

Five major factors impact airport revenues: commercial operations, enplanements, FBO operations, concessions and parking:

COMMERCIAL OPERATIONS

The following shows the major indicators of the total commercial airline activities during the first nine months of 2019, 2018 and 2017:

	2019	2018	2017
Enplanements	1,146,937	1,097,862	1,066,934
% increase/(decrease)	4.5%	2.9%	0.6%
Aircraft Landed Weight	1,263,728,161	1,211,552,728	1,195,479,172
% increase/(decrease)	4.3%	1.3%	0.3%
Operations (take-offs and landings)			
Commercial	33,465	35,589	35,314
General Aviation	10,483	10,178	10,880
Military	2,344	2,526	2,289
Total	46,292	48,293	48,483
% increase/(decrease)	-4.1%	-0.4%	-0.7%

Regular scheduled daily passenger flights departing from Albany decreased to 44 in September 2019 from 54 in September 2018 and 59 in September 2017 due mainly from the loss of service by Cape Air which had 3 flights to Ogdensburg and 3 flights to Boston. The number of flights for 2019 does not include the 9 flights a week for Frontier Airlines and the 10 flights a week for Allegiant Air which began in the late 3rd and 4th quarter of 2018.

	2019		2018		2017	
	Carriers	Flights	Carriers	Flights	Carriers	Flights
Jet Service						
Major Carriers	5	22	5	22	5	23
Regional Carriers	7	22	9	26	11	22
Commuter Service						
Regional Carriers	-	-	1	6	4	14
Total	12	44	15	54	20	59

Published available seats for the nine months ended September 30, 2019 increased by 78,262 or 6.0% from the same period in the prior year while the passenger load factor decreased to 82%, resulting in an increase in enplanements for 2019. The published available seats and the yearly load factors for the first nine months of 2019, 2018 and 2017 are below:

	2019	2018	2017
Total Available Seats	1,391,683	1,313,421	1,275,679
Passenger Load Factor	82%	84%	82%

Landing fee revenues are not sensitive to the number of operations or landed weight because the agreements with the airlines and cargo carriers provide for the Signatory Passenger and Cargo Airlines to fund the operating costs of the Airfield after receiving credit for all airfield revenue. Accordingly, landing fee revenue is sensitive to changes in the annual cost of operating the airfield that fluctuate with the weather and maintenance needs and costs of staffing. The change in airline operations and gross landed weight by airline for the first nine months of 2019 compared to 2018 and 2018 compared to 2017 is as follows:

	2019 Market Share	Total 2019 Enplanements	2019 vs. 2018	Total 2018 Enplanements	2018 vs. 2017
Allegiant	5.4%	62,497	62,497	-	-
American	20.0%	229,585	(1,630)	231,215	2,324
Boutique Air	0.0%	-	(827)	827	(436)
Cape Air	0.3%	3,275	(5,716)	8,991	(1,032)
Delta	16.5%	189,690	20,945	168,745	3,410
Elite Airways	0.0%	-	(1,044)	1,044	1,044
Frontier	4.1%	46,619	46,044	575	575
Jet Blue	5.9%	67,559	(4)	67,563	19
One Jet	0.0%	-	(3,964)	3,964	3,468
Southwest	32.3%	370,113	(58,243)	428,356	(2,347)
United	15.3%	175,901	(9,846)	185,747	23,832
Other	0.1%	1,698	863	835	71
Total	100.0%	1,146,937	49,075	1,097,862	30,928

As of September 30, 2019, two regularly scheduled express mail and various special cargo carriers serve this Airport.

	2019	2018	2017
Mail and Express Cargo Tons	14,020	13,859	13,930
% increase/(decrease)	1.2%	-0.5%	0.8%

ENPLANEMENTS

Enplanements for the first nine months of 2019 compared to the first nine months of 2018 increased by 49,075 passengers, compared to an increase of 30,928 for 2018 vs. 2017. The growth is attributed to new service from Allegiant and Frontier. The changes in enplanements by airline, including their express carriers for the first nine months is as follows:

	2019				
	Market Share	Total 2019 Enplanements	2019 vs. 2018	Total 2018 Enplanements	2018 vs. 2017
Allegiant	5.4%	62,497	62,497	-	-
American	20.0%	229,585	(1,630)	231,215	2,324
Boutique Air	0.0%	-	(827)	827	(436)
Cape Air	0.3%	3,275	(5,716)	8,991	(1,032)
Delta	16.5%	189,690	20,945	168,745	3,410
Elite Airways	0.0%	-	(1,044)	1,044	1,044
Frontier	4.1%	46,619	46,044	575	575
Jet Blue	5.9%	67,559	(4)	67,563	19
One Jet	0.0%	-	(3,964)	3,964	3,468
Southwest	32.3%	370,113	(58,243)	428,356	(2,347)
United	15.3%	175,901	(9,846)	185,747	23,832
Other	0.1%	1,698	863	835	71
Total	100.0%	1,146,937	49,075	1,097,862	30,928

FBO OPERATIONS

REW Investments, Inc. (d/b/a Million Air) manages the daily operations of the FBO. A summary of the operating revenues and expenses, the gallons of Jet A and Aviation Gasoline sold, gallons of glycol sold and sprayed and the Jet A transferred to the commercial and cargo airlines is as follows for the first nine months of 2019, 2018 and 2017:

	2019	2019 vs. 2018	2018	2018 vs. 2017	2017
Revenues	\$ 7,663,298	-0.9%	\$ 7,736,099	23.6%	\$ 6,260,198
Expenses (inc. cost of sales)	\$ 6,272,893	-2.5%	\$ 6,435,161	21.3%	\$ 5,304,215
Retail Gallons Sold					
Jet A	934,850	5.5%	885,839	17.8%	751,867
AvGas	51,558	27.0%	40,597	-18.5%	49,782
Commercial AvGas	34,750	-51.5%	71,618	-17.5%	86,807
Glycol Gallons - Consortium	46,412	-36.6%	73,261	15.1%	63,643
Glycol Gallons - Sprayed	60,630	-8.8%	66,508	91.9%	34,661
Jet A Fuel Into-Plane Gallons	16,751,728	8.2%	15,481,291	5.3%	14,704,088

CONCESSIONS

Concession revenues for the first nine months of 2019 were \$6,485,069, a 5.8% increase from the first nine months of 2018.

Concession revenue highlights for the first nine months of 2019 compared to 2018 and 2017 are as follows:

	2019	2019 vs. 2018	2018	2018 vs. 2017	2017
Rental Car Revenues					
Sales	\$ 41,287,993	2.3%	\$ 40,345,695	0.6%	\$ 40,098,270
Authority Revenues	\$ 4,128,798	3.3%	\$ 3,995,732	-2.1%	\$ 4,082,427
Food & Beverage					
Sales	\$ 7,183,381	15.8%	\$ 6,203,297	1.2%	\$ 6,131,404
Authority Revenues	\$ 903,563	10.9%	\$ 814,570	37.1%	\$ 594,076
Retail					
Sales	\$ 3,453,472	13.7%	\$ 3,037,200	4.2%	\$ 2,915,734
Authority Revenues	\$ 721,977	13.0%	\$ 638,722	3.5%	\$ 617,144
Total Authority Concession Revenues	\$ 6,485,069	5.8%	\$ 6,128,096	1.6%	\$ 6,029,644
Concession Revenue per Enplanement	\$ 5.65	1.3%	\$ 5.58	-1.2%	\$ 5.65

PARKING

The Airport directly manages all on-airport parking operations which at September 30, 2019 consisted of 181 short-term garage/surface, 1,912 long-term garage, 1,880 long-term surface, and 2,763 remote shuttle served parking spaces plus an onsite valet that parks and manages between 150 to 300 cars on other airport land. Revenue for the first nine months of 2019 compared to the first nine months of 2018 and 2017 are as follows:

	2019	2019 vs. 2018	2018	2018 vs. 2017	2017
Public Parking					
Revenues	\$ 12,212,747	6.5%	\$ 11,465,282	1.1%	\$ 11,341,548
# of Vehicles Parked	485,838	2.1%	476,051	-0.8%	480,087
Parking Revenue per Enplanement	\$ 10.65	2.0%	\$ 10.44	-1.8%	\$ 10.63

SUMMARY OF REVENUES, EXPENSES AND CHANGES IN NET POSITION

The changes in net position over time may serve as a useful indicator of changes in the Authority's financial position. A summary of the Authority's change in net position for the nine months ended September 30 is below:

	2019	2018	2017
Operating Revenues	\$ 42,140,177	\$ 40,120,112	\$ 37,657,606
Operating Expenses	(28,826,576)	(27,237,325)	(24,897,258)
Revenues in excess of expenses			
before depreciation	13,313,601	12,882,787	12,760,348
Depreciation	(11,175,000)	(10,580,625)	(10,580,625)
Income before non-operating income			
and expenses	2,138,601	2,302,162	2,179,723
Non-Operating income and (expenses), net	2,447,551	1,824,386	753,061
Income before capital contributions	4,586,152	4,126,548	2,932,784
Capital Contributions	11,327,251	3,095,774	486,417
Net Position			
Increase in Net Position	15,913,403	7,222,322	3,419,201
Net position, beginning of year	214,569,660	211,113,544	210,454,518
Net position, end of quarter	\$ 230,483,063	\$ 218,335,866	\$ 213,873,719

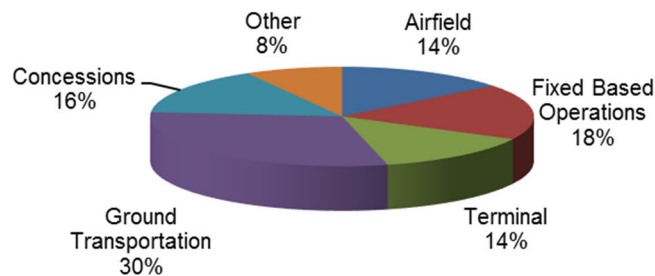
The Authority's operating revenues and expenses include the sales and cost of sales of fuel purchased and sold to general aviation customers through the FBO and also revenues for deicing activities. Gallons of jet fuel sold were 751,867, 885,839, and 934,850 for the first nine months of 2017 to 2019, respectively. The FBO provides fueling services for all commercial airlines at the Airport. Some of the airlines provide their own aircraft deicing services. Accordingly, commercial aircraft deicing service revenue is sensitive to both demand for services and need for services based upon weather conditions. The total gallons of sprayed deicing services delivered in the first nine months of 2017 through 2019 were 34,661, 66,508 and 60,630 gallons, respectively. The table below summarizes FBO revenues, expenses and net revenues for the first nine months of 2019, 2018 and 2017:

	2019	2018	2017
FBO revenues	\$ 7,663,298	\$ 7,736,099	\$ 6,260,198
FBO expenses	6,272,893	6,435,161	5,304,215
FBO net revenues	\$ 1,390,405	\$ 1,300,938	\$ 955,983

OPERATING REVENUES AND NON-OPERATING INCOME HIGHLIGHTS

Total revenues for the first nine months of 2019 were \$3.2 million or 7.2% greater than the first nine months of 2018.

Allocation of 2019 Operating Revenues by Category



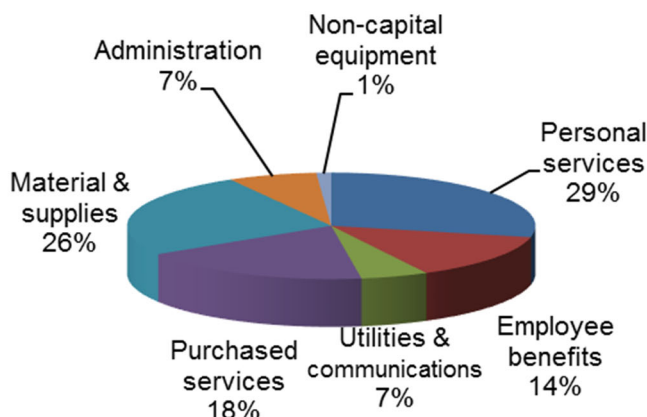
	2019	2018	2017
Operating Revenues			
Airfield	\$ 6,060,142	\$ 5,856,779	\$ 5,385,597
Fixed Based Operations	7,663,296	7,736,099	6,260,198
Terminal	5,737,280	5,380,813	5,167,942
Ground Transportation	12,714,230	11,804,691	11,593,911
Concessions	6,485,069	6,128,096	6,029,644
Other	3,480,160	3,213,634	3,220,314
Non-Operating Income			
Passenger Facility Charges	4,284,887	4,182,883	4,003,784
Customer Facility Charges	309,457	-	-
Grant Income	103,740	277,817	103,740
Improvement Charges	276,300	276,300	276,300
Insurance Recoveries	8,704	76,654	-
Interest Income	1,117,663	87,901	6,387
Total	<u>\$ 48,240,928</u>	<u>\$ 45,021,667</u>	<u>\$ 42,047,817</u>
Percentage of Increase	7.2%	7.1%	2.2%

Effective March 1, 2019 the Authority authorized the temporary collection of a Customer Facility Charge (CFC) on car rentals in the amount of \$2 per day for up to 5 rental days per transaction. The fee is designated to cover the cost of improvements and expansion of the rental car facilities and spaces at the Airport. The project is occurring in two phases, the first of which includes relocation and rebranding by April 1, 2019 and the second results in expansion of existing garage spaces to begin April 1, 2020. The Rental Car Companies collect the CFCs and provide the initial funding of the project costs which are to be reimbursed from the CFC funds remitted to the Authority.

OPERATING EXPENSES AND NON-OPERATING EXPENSES HIGHLIGHTS

Total expenses for the first nine months of 2019 increased \$2.8 million or 6.7% as compared to the first nine months of 2018.

Allocation of 2019 Operating Expenses by Category



	2019	2018	2017
Operating Expenses			
Personal services	\$ 8,201,258	\$ 7,825,215	\$ 7,547,134
Employee benefits	3,996,461	3,836,186	3,647,120
Utilities & communications	1,534,420	1,672,600	1,601,184
Purchased services	5,310,096	5,014,668	4,755,695
Material & supplies	7,406,424	7,574,574	6,212,664
Administration	2,036,570	1,091,587	1,077,433
Non-capital equipment	341,347	222,495	177,914
Depreciation	11,175,000	10,580,625	10,580,625
Non-Operating Expenses			
Interest Expense	3,298,728	2,949,284	3,458,054
Customer Facility Charges	309,457	-	-
Insurance Expenses	-	76,654	-
Amortization of Bond Insurance Premiums	45,015	51,231	57,210
Total	\$ 43,654,776	\$ 40,895,119	\$ 39,115,033
<i>Percentage of Increase</i>	6.7%	4.6%	3.1%

The Customer Facility Charges (CFC's) represent non-capital project costs incurred by Rental Car Companies for their rental facilities at this Airport that are reimbursable by the Airport from CFC funds collected under the Rental Car concession agreements.

SPECIAL ITEMS

During 2018, the Authority received \$1.5 million from its inclusion in a multi-state action led by 45-State Attorney Generals against a former derivative instrument counter-party related to manipulation of the former London Interbank Offered Rate index. During 2018, the Authority began a capital project that resulted in the early retirement of \$474.7 thousand in assets determined to be permanently impaired.

EXTRAORDINARY ITEM

During 2018, the Authority was required to convey twelve acres of land for a state highway project. The Authority recognized a gain of \$148.6 thousand on the disposition of the land.

FINANCIAL POSITION SUMMARY

The Statements of Net Position depict the Authority's financial position as of one point in time – December 31 – and reflects the residual difference between all assets, deferred outflows of resources, liabilities and deferred inflows of resources of the Authority. Net position represents the residual interest in the Authority's assets after deducting liabilities. The Authority's net position was \$230.5 million at September 30, 2019, a \$15.9M increase December 31, 2018.

A condensed summary of the Authority's total net position at September 30, 2019 and December 31, 2018 and 2017 is set forth below:

	September 30, 2019	December 31, 2018	December 31, 2017
ASSETS			
Capital assets	\$ 256,227,914	\$ 237,254,042	\$ 245,397,366
Other assets	82,770,541	84,771,609	55,013,670
Total Assets	338,998,455	322,025,651	300,411,036
DEFERRED OUTFLOWS OF RESOURCES	3,184,713	3,849,411	4,722,111
LIABILITIES			
Current (payable from unrestricted assets)	3,112,125	7,117,841	6,017,006
Current (payable from restricted assets)	14,259,284	9,320,889	11,366,663
Noncurrent liabilities	92,841,958	93,450,771	70,583,675
Total Liabilities	110,213,367	109,889,501	87,967,344
DEFERRED INFLOWS OF RESOURCES	1,486,738	1,415,901	865,063
NET POSITION			
Net investment in capital assets	172,577,341	169,856,832	172,661,198
Restricted	34,685,861	27,511,531	22,238,003
Unrestricted	23,219,861	17,201,297	21,401,539
Net Position	\$ 230,483,063	\$ 214,569,660	\$ 216,300,740

Net position is comprised of three components as follows:

Investment in capital assets (e.g., land, buildings, improvements, and equipment), less the related indebtedness outstanding used to acquire those capital assets, represents the largest portion of the Authority's net position (74.9% at September 30, 2019). The Authority uses these capital assets to provide services to

the airlines, passengers and to service providers and users located at the Airport; consequently, these assets are not available for future spending. Although the Authority's net investment in capital assets is net of related debt, the resources required to repay this debt annually are paid from operations, since it is unlikely that the capital assets will be liquidated to pay liabilities.

Restricted net position (15.0% at September 30, 2019), principally representing bond reserves and PFC funds, are restricted as to use pursuant to bond resolutions and Federal regulations. The restricted component of net position consists of restricted assets reduced by liabilities and deferred inflows of resources related to those assets.

Unrestricted net position totaling \$23.2 million (10.1% at September 30, 2019) are available to meet any of the Authority's ongoing obligations. The unrestricted component of net position is the net amount of the assets, deferred outflows of resources, liabilities and deferred inflows of resources that are not included in the determination of net investment in capital assets or the restricted component of net position.

AIRLINE SIGNATORY RATES AND CHARGES

The Authority and airlines entered into a Use and Lease Agreement ("Agreement") effective January 1, 2016 for five years, with an option for a five-year renewal, which establishes how the airlines that signed the Agreement will be assessed annual rates and charges for their use of the Airport. In the Agreement, signatory airlines have the option to designate some or all of their affiliate carriers as signatory airlines. This entitles the affiliates to signatory rates and charges for use of the Airport. As of September 30, 2019 signatories in the Agreement include seven commercial, nineteen affiliate carriers and two cargo airlines.

The Agreement with the signatory airlines is based on a hybrid rates and charges methodology. A residual cost methodology is used for the airfield and a commercial rental rate methodology for the terminal. The apron charge is based on a 10% allocation of total airfield costs and loading bridge rental rates is based on total actual operating costs for all the loading bridges. The resulting funds remaining each year are split fifty/fifty between the Authority and the signatory airlines. Each year the Authority prepares and issues an actual airline rates and charges analysis report in accordance with the Agreement and financial statements prepared in accordance with GAAP as audited by independent public accountants as of December 31. The Authority has the ability under the Agreement to adjust airline rates and charges at any time throughout the year to ensure adherence to all financial covenants in its bond resolutions. The Authority can impose a "Capital Charge Coverage" equal to 25% of its required debt service and also apply the Airline Share of Revenue sharing to meet debt service coverage if needed. Capital Charge Coverage provides for revenues less expenses, to be not less than one-hundred twenty-five percent (125%) of annual debt service. If needed to meet debt service coverage, the Airline Revenue Sharing is first suspended. The Authority may also impose "Extraordinary Coverage Protection", if necessary to meet the covenant debt service coverage ratio. The final rates and charges, after all year-end settlement adjustments and the revenue sharing allocations in accordance with the definitions and formulas contained in the Agreement with the signatory airlines are as follows:

	Budget 2019	Actual 2018	Actual 2017
Landing Fees (per 1,000 lbs. MGLW)	\$ 3.35	\$ 2.92	\$ 3.12
Terminal Rental Rate (per square foot)	\$ 83.59	\$ 86.48	\$ 79.86
Apron Fees (per square foot)	\$ 1.48	\$ 1.31	\$ 1.33
Loading Bridge (annual rate)	\$ 43,232	\$ 51,611	\$ 47,237
Airline Airport Cost per Enplanement	\$ 6.52	\$ 6.57	\$ 6.57
Revenue Sharing Credit	\$ 3,048,490	\$ 2,587,646	\$ 2,439,847

The Authority has from time to time adopted Air Service Development Incentive programs which can provide qualifying airlines with credits that maybe used to offset Airport rates in charges after the qualification period ends. In 2018 and 2017 the Authority provided air service development incentive credits to Airlines totaling \$244,691 and \$67,041 respectively. Incentive credits for the first nine months of 2019 totaled \$284,716. The incentive credits are reported as an expense in the financial statements in the year earned and are funded from the Authority's portion of Revenue Sharing under the Agreement.

CASH MANAGEMENT POLICIES AND CASH FLOW ACTIVITIES

All cash receipts are initially deposited daily into collateralized or insured bank accounts. After initial deposit of receipts, all funds are transferred to various segregated bank accounts comprising the various funds defined in the Authority's Master Bond Resolution. The Authority's temporarily idle cash is maintained in collateralized or insured bank accounts consistent with the Authority's liquidity, available short-term investment opportunities, and desired level of risk. The Authority maintains some debt service reserves in United States Treasury obligations. All deposits and investments are in compliance with the laws of the State and the Cash Management and Investment Policy adopted by the Authority.

Cash equivalents represent cash-on-hand, bank deposits and liquid investments with a maturity of six months or less. The following shows a summary of the major sources and uses of cash and cash equivalents for the first nine months of 2019, 2018 and 2017:

	2019	2018	2017
Cash flows from:			
Operating Activities	\$ 12,150,117	\$ 10,678,817	\$ 10,235,254
Non Capital Financing Activities	103,740	277,817	103,740
Investing Activities	13,866,283	(10,711,641)	19,917
Capital and related financing activities	(17,976,373)	2,816,265	(1,483,690)
Net increases in cash and cash equivalents	8,143,767	3,061,258	8,875,221
Cash and Cash Equivalents:			
Beginning of period	66,275,365	47,905,608	48,024,342
End of period	<u>\$ 74,419,132</u>	<u>\$ 50,966,866</u>	<u>\$ 56,899,563</u>

The Authority's available cash and cash equivalents increased during the first nine months of 2019 by \$8,143,767. Cash and cash equivalents as of September 30, 2019, 2018 and 2017 are composed of:

	2019	2018	2017
Funds available for unrestricted operations	\$ 32,024,753	\$ 25,522,910	\$ 23,649,282
Restricted for:			
CFC Funds	-		
Capital Projects	6,895,164	3,398,802	4,083,246
PFCs available for debt service payments	14,456,381	12,122,180	9,446,908
Revenue bond reserves	19,036,199	8,848,909	18,756,836
Other restrictions	2,006,635	1,074,065	963,291
Total	<u>\$ 74,419,132</u>	<u>\$ 50,966,866</u>	<u>\$ 56,899,563</u>

CAPITAL ACTIVITIES

The enabling legislation creating the Authority set forth that every five years the Authority must submit to the County legislature a capital plan for approval for the subsequent five year period. The plan for 2015 – 2019 was approved by the County on December 1, 2014. The original plan provided for total spending of up to \$120.5 million over five years of which \$61 million is eligible for 95% grant funding. On May 8, 2017, the County of Albany approved an amendment to the capital plan to reallocate certain projects and increase the total authorized by \$22 million to a new total of \$142.5 million. The plan does not represent a firm commitment of the Authority. The Authority has included every known possible project that could conceivably occur during the five-year period for disclosure purposes. During 2018 the Authority was awarded a \$22.1 million Upstate Airport Development and Revitalization Project grant from the State of New York (the project). The grant requires the Authority to provide additional funding to complete a modernization project. The project's estimated total cost is \$56.7 million, which the Authority intends to fund with \$22.2 million in State grants, \$2.6 million in federal funds, \$5.3 million in Passenger Facility Charge Funds and \$26.6 million in bond proceeds. The Authority obtained \$17.3 million in project proceeds from a portion of the \$22.6 million Series 2018 bond issued on November 29, 2018 for new projects. The Authority intends to obtain the final project funds needed, currently estimated at \$10.0 million, from an additional bond issuance that will be combined with a refunding issue of the Series 2010 bonds in early 2020 and would be reflected in the Authority's next five-year capital plan for 2020-2024. There is no assurance that future additional Federal or State grant funds will be awarded to the Authority as anticipated in the plan. At September 30, 2019, the Authority had \$43.7 million outstanding capital commitments.

The following is a summary of the approved 2015 – 2019 capital plan including the activity through September 30, 2019:

	Total 2015- 2019 Plan	Total Plan Through 9-30-19
Approved Projects		
Airfield	\$ 34,520,000	\$ 10,832,494
Terminal	14,000,000	17,411,501
Landside	60,000,000	37,403,341
Major Equipment	12,000,000	5,870,316
Total	\$120,520,000	\$ 71,517,652
Projected Funding Sources		
Federal Funds	\$ 61,020,000	\$ 24,835,827
State Funds	6,250,000	14,859,587
Debt Issuances	34,500,000	10,000,000
Authority Funds	18,750,000	21,822,238
Total	\$120,520,000	\$ 71,517,652

DEBT ADMINISTRATION

The Authority's obligation for debts that are fixed and settled in cash include General Airport Revenue bonds and a revolving bank line of credit. The Authority issues Airport Revenue Bonds to provide funds for the acquisition and construction of major capital facilities. Airport Revenue Bonds are direct obligations and are pledged by the full faith and credit of the Authority. Certain outstanding bonds may be redeemed prior to their normal maturity dates in accordance with the terms of the related bond indentures. The Authority has never defaulted on any principal or interest payments.

In accordance with Section 2785 of the New York Public Authorities Law, the Authority may issue Bonds, Notes and Other Obligations up to \$285 million outstanding at any time plus certain amounts issued for refunding purposes. The total Authority principal debt outstanding at September 30, 2018 for General Airport Revenue Bonds (GARB) was \$90,394,280 compared to \$90,489,000 as of December 31, 2018. The aggregate par amount of bonds and bank loans outstanding that was issued by the Authority as of September 30, 2019 and December 31, 2018 is summarized in the following table:

	Issued	Outstanding at 12-31-18	Outstanding at 09-30-19
Authority Revenue Bonds and Other Debt			
1999 NYS EFC	\$ 7,895,303	\$ 699,000	\$ -
2010 Refunding Series A & B	109,855,000	55,220,000	55,220,000
2017 Refunding Series A & B	14,395,000	11,980,000	11,980,000
2018 GARB Series A & B	22,590,000	22,590,000	22,590,000
Bank Line of Credit - 2018	10,000,000	-	604,280
Total Authority Debt Obligations	<u>\$ 164,735,303</u>	<u>\$ 90,489,000</u>	<u>\$ 90,394,280</u>

In the table above, the bonds and debt obligation are presented on a stated par-amount basis. Under generally accepted accounting principles certain items associated with the debts above are deferred and amortized into future periods by subtracting or adding the deferred items to the stated par amounts outstanding and expensing those deferred items in future periods as the debt matures using a systematic and rational method that conforms with generally accepted accounting described in Note 2 to the Financial Statements. The reported amount of bonds issued by the Authority that was outstanding as of December 31, 2018, additions and/or deletions during the first nine months of 2019, and the balances reported at September 30, 2019 with adjustments to the reported value required by generally accepted accounting principles with original maturities of more than one year is summarized in the following table:

	Outstanding at 12-31-18	Additions	Deletions	Outstanding at 09-30-19
Authority Revenue Bonds/Debt Obligations				
Bonds Payable				
Series 1999 NYS EFC	\$ 699,000	\$ -	\$ (699,000)	\$ -
Series 2010A Refunding	55,220,000	-	-	55,220,000
Series 2017A & B Refunding	11,980,000	-	-	11,980,000
Series 2018A & B GARB	22,590,000	-	-	22,590,000
Total Bonds Payable	90,489,000	-	(699,000)	89,790,000
Deferred Loss on Refunding	(3,031,916)	-	664,698	(2,367,218)
Unamortized Premiums/Discounts (n	3,741,495	-	(608,811)	3,132,684
Net Bonds Payable	<u>\$ 91,198,579</u>	<u>\$ -</u>	<u>\$ (643,113)</u>	<u>\$ 90,555,466</u>
Bank Line of Credit - 2018	-	4,470,122		4,470,122
Total Debt	<u>\$ 91,198,579</u>	<u>\$ 4,470,122</u>	<u>\$ (643,113)</u>	<u>\$ 95,025,588</u>

BONDS ISSUED IN 2018

On November 29, 2018 the Authority completed the marketing and pricing for the sale of its Series 2018 Bonds in the total par amount of \$22,590,000 of which \$14,770,000 were sold as Series 2018A Non-AMT (not subject to any Federal Tax) and \$7,820,000 were sold as Series 2018B AMT (subject to the Federal Alternative

Minimum Tax). The Series 2018 Bonds were issued to provide a portion of the funds required for the Upstate Airport Development & Revitalization Project and other projects.

BANK LINE OF CREDIT

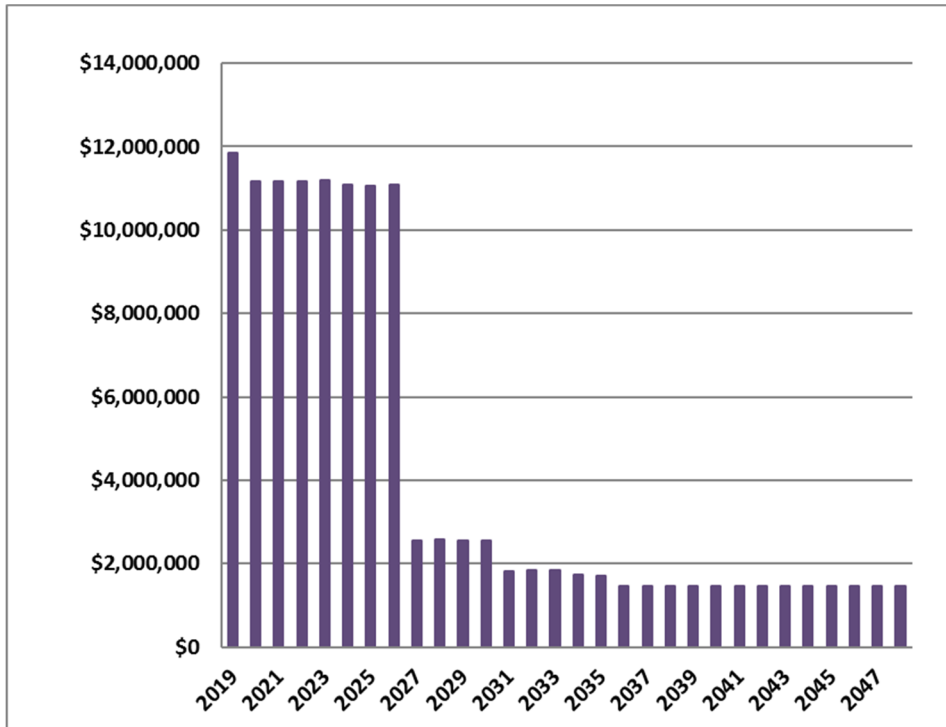
On December 31, 2018 the Authority obtained a \$10,000,000 revolving Bank Line of Credit (LOC) to provide temporary financing of grants receivable from the State under the \$22,131,900 Upstate Airport Development & Revitalization Project funding agreement with the State. Repayment of principal under the bank line of credit is secured by a pledge and assignment of certain grant payments receivable. Grant payments are not included in revenue as defined under the Master Bond Resolution and are not pledged to bondholders. Interest due on the line of credit is payable from the net revenues of the Authority not needed to pay bondholders. The Tax Exempt interest rate under the Loan Agreement is a rate per year equal to the sum of LIBOR One-Month Floating Rate and 1.75 percentage points, multiplied by 0.76. Should for any reason it be determined interest paid under the Loan Agreement is subject to Income Tax, the rate reverts to the LIBOR I-Month Floating Rate and 1.75 percentage points effective as of the date on which the interest payable was been determined to be taxable. The rate in effect at September 30, 2019 was 3.2249%.

At September 30, 2019 the balance of the line of credit was \$4,470,122 which included \$49,880 of funds drawn and on deposit at the line of credit bank.

SUMMARY OF DEBT

At September 30, 2019 the Authority maintained debt service reserve funds in the amount of \$12.5 million and Passenger Facility Charge Funds in the amount of \$14.0 million, both of which are restricted to repayment of debt. Thus, the Authority's direct obligations outstanding, net of funds restricted for the repayment of debt, was \$64.0 million in aggregate par amount of bonds outstanding.

The graph and table on the following page presents combined annual debt service to maturity as of September 30, 2019:



2019	\$11,860,396	2029	\$ 2,557,175	2039	\$ 1,473,500
2020	11,161,131	2030	2,554,931	2040	1,473,250
2021	11,166,131	2031	1,829,363	2041	1,475,750
2022	11,172,881	2032	1,833,056	2042	1,470,750
2023	11,181,131	2033	1,834,450	2043	1,473,500
2024	11,073,381	2034	1,728,050	2044	1,473,500
2025	11,065,381	2035	1,718,150	2045	1,470,750
2026	11,081,463	2036	1,471,500	2046	1,470,250
2027	2,563,575	2037	1,472,500	2047	1,471,750
2028	2,570,700	2038	1,471,500	2048	1,470,000

OTHER LONG-TERM DEBT

Under generally accepted accounting principles, the term “debt” includes bonds, notes, loans, leases and other obligations including the net unfunded obligations for employee benefits. During 2018, the Authority adopted Governmental Accounting Standards Board Statement Number 75 - *Accounting and Financial Reporting for Postemployment Benefits Other Than Pensions* (GASB 75). GASB 75 required the Authority to report its actuarially estimated net unfunded liability for retiree health insurance (OPEB) as a liability on the Statement of Net Position for 2018. The Authority restated its January 1, 2018 Net Position by decreasing it by \$6,781,739 and reported a net unfunded liability for OPEB of \$6,621,984 at December 31, 2018. The Authority also reported \$152,292 and \$436,071 at December 31, 2018 and 2017 respectively for its proportionate share of the unfunded liability for employee pensions.

PASSENGER FACILITY CHARGE (PFC)

The Authority initially received approval from the FAA to impose a PFC of \$3.00 per enplaned passenger beginning June 1, 1994, not to exceed \$40,726,364, principally to finance the Terminal Improvement Program. During 1996, the Authority requested and received approval to increase the amount of PFCs to \$116,740,338 to be collected through the year 2022. Effective September 1, 2009, the Authority implemented an approved

change in the PFC collection from \$3.00 per passenger to \$4.50 per passenger, with a current estimated collection period through 2020. Through September 30, 2019, the Authority has collected PFCs, including interest earnings thereon, totaling \$108,557,039, or 93.0% of the total authorized. Passengers pay PFCs on the first two and last two portions of any trip. No PFCs are collected from non-revenue passengers such as a passenger using a frequent flier award ticket. The Authority calculates that it is collecting PFCs on approximately 86.7% of its enplanements. Additional information about PFC activity can found under “Note 2 – Summary of Significant Accounting Policies” in the Notes to the Financial Statements.

CREDIT RATINGS AND BOND INSURANCE

The table below presents the enhanced and underlying ratings on each of the Authority’s outstanding bonds.

Series *	Bond Insurer	Moody's/Fitch/S&P/Kroll Enhanced Rating	Moody's/Fitch/S&P Underlying Rating
Series 2010A	AGMC	A2/NR/AA/AA+	A3/A-/A
2017A	uninsured	N/A	A3/NR/A
2017B	uninsured	N/A	A3/NR/A
2018A	uninsured	N/A	A3/NR/A
2018B	uninsured	N/A	A3/NR/A

* Not all maturities within a Series are insured.

NR = Not Rated

Fitch Ratings has withdrawn its insured rating of all bonds insured by AGMC effective February 25, 2010. Moody’s lowered their rating of AGMC from “A3” to “A2” on January 17, 2013. Standard and Poor’s upgraded their enhanced rating of AGMC from “AA-” to “AA” on March 18, 2014. On June 14, 2018, Standard and Poor’s raised the Authority’s underlying credit rating from “A-” to “A”. On January 23, 2018 AGMC received a rating of AA+ from Kroll Bond Rating Agency. The Authority’s underlying credit ratings are: Moody’s Investors Service “A3”, Fitch Ratings “A-” and Standard and Poor’s “A”.

RESERVES AND DEBT SERVICE COVERAGE

Under the Authority’s master bond resolution adopted in 1997, it is required to maintain an operating reserve equal to two months operating expenses. At September 30, 2019 the reserve requirement was \$6.3 million and for which the Authority had \$15.5 million on hand. The Authority also had \$15.4 million in its Airport Development Fund which can be used to restore a deficiency in any other fund and it had a repair and replacement reserve fund of \$500,000. Also provided for in the bond resolution for each bond issue, the Authority maintains debt service reserve funds. As of September 30, 2019 the debt service reserve funds totaled \$12.5 million.


FINANCIAL STATEMENTS

The Authority’s financial statements are prepared on an accrual basis of accounting in accordance with generally accepted accounting principles promulgated by the Governmental Accounting Standards Board (GASB). The Authority operates as a single enterprise fund with revenues recognized when earned, not when received. Expenses are recognized when incurred, not when they are paid. Capital assets are capitalized and (except land) are depreciated over their estimated useful lives. Certain funds are reported as restricted based upon constraints placed on their use by contributors, grantors and debt covenants. See the Notes to the Financial Statements for a summary of the Authority’s significant accounting policies.

REQUEST FOR INFORMATION

The Authority's basic financial statements are designed to provide detailed information on the Authority's operations and to the Authority's Board, management, investors, creditors, customers and all others with an interest in the Authority's financial affairs and to demonstrate the Authority's accountability for the assets it controls and the funds it receives and expends. Questions concerning any of the information provided in this report or any request for additional information should be addressed to the Chief Financial Officer by e-mail: mzonsius@albanyairport.com or in writing to, Albany County Airport Authority, Administration Building, Suite 204, Albany, NY 12211-1057.

Respectfully submitted,



Michael F. Zonsius, CPA
Chief Financial Officer

Albany County Airport Authority
 Statements of Net Position
 As of September 30, 2019 and December 31, 2018

	<u>September 30, 2019</u>	<u>December 31, 2018</u>
<u>ASSETS</u>		
CURRENT ASSETS		
Unrestricted Assets:		
Cash and cash equivalents	\$ 32,024,753	\$ 27,170,120
Accounts receivable - net	169,966	2,206,229
Due from County of Albany	-	248,724
Prepaid expenses	410,310	951,673
Total Unrestricted Assets	<u>32,605,029</u>	<u>30,576,746</u>
Restricted Assets:		
Capital Funds:		
Cash and cash equivalents	6,895,164	23,375,582
Grant funds receivable	6,927,336	1,660,986
Passenger Facility Charge Funds:		
Cash and cash equivalents	14,456,381	13,558,608
Passenger Facility Charges receivable	345,671	345,671
Revenue Bond Funds:		
Cash and cash equivalents	19,036,199	252,565
Investments	-	12,524,389
Accrued interest receivable	1,813	1,809
FAA Restricted Funds:		
Cash and cash equivalents	1,076,700	1,059,392
Concession Improvement Funds:		
Cash and cash equivalents	929,935	859,098
Total Restricted Assets	<u>49,669,199</u>	<u>53,638,100</u>
Total Current Assets	<u>82,274,228</u>	<u>84,214,846</u>
NON-CURRENT ASSETS		
Bond Insurance Premiums	255,775	300,790
Prepaid expenses	240,538	255,973
Capital Assets:		
Land and easements	48,102,683	48,102,683
Buildings, improvements and equipment, net of depreciation	172,246,405	183,421,405
Construction in progress	35,878,826	5,729,954
Total Capital Assets	<u>256,227,914</u>	<u>237,254,042</u>
Total Non-Current Assets	<u>256,724,227</u>	<u>237,810,805</u>
Total Assets	<u>338,998,455</u>	<u>322,025,651</u>
<u>DEFERRED OUTFLOWS OF RESOURCES</u>		
Refunding	2,367,215	3,031,913
OPEB Expenses	34,725	34,725
Pension Expenses	782,773	782,773
Total Deferred Outflows of Resources	<u>3,184,713</u>	<u>3,849,411</u>

Albany County Airport Authority
 Statements of Net Position
 As of September 30, 2019 and December 31, 2018

	September 30, 2019	December 31, 2018
<u>LIABILITIES AND NET POSITION</u>		
CURRENT LIABILITIES		
Payable from Unrestricted Assets:		
Accounts payable	\$ 260,912	\$ 1,054,285
Accrued expenses	2,817,345	6,063,556
Due to County of Albany	33,868	-
Total Payable from Unrestricted Assets	3,112,125	7,117,841
Payable from Restricted Assets:		
Construction contracts payable	-	1,303,881
Construction contract retainages	1,660,014	232,105
Bank line of credit payable	4,470,122	-
Accrued interest payable	230,903	230,903
Accrued Principal & Interest	1,043,245	-
Current maturities of long - term debt	6,855,000	7,554,000
Total Payable From Restricted Assets	14,259,284	9,320,889
 Total Current Liabilities	 17,371,409	 16,438,730
 NON-CURRENT LIABILITIES		
Bonds and other debt obligations	\$ 86,067,682	\$ 86,676,495
Net OPEB liability	6,621,984	6,621,984
Net pension liability - proportionate share	152,292	152,292
 Total Non-Current Liabilities	 92,841,958	 93,450,771
 Total Liabilities	 110,213,367	 109,889,501
 <u>DEFERRED INFLOWS OF RESOURCES</u>		
Concession Improvement funds	929,935	859,098
OPEB expenses	64,289	64,289
Pension expenses	492,514	492,514
Total Deferred Inflows of Resources	1,486,738	1,415,901
 <u>NET POSITION</u>		
Net investment in capital assets	172,577,341	169,856,832
Restricted:		
Bond reserve funds	18,807,109	12,547,860
Passenger facility charge funds	14,802,052	13,904,279
Other restricted funds	1,076,700	1,059,392
Total Restricted:	34,685,861	27,511,531
Unrestricted	23,219,861	17,201,297
 Net Position	 230,483,063	 214,569,660

Albany County Airport Authority
 Statements of Revenues, Expenses and Changes in Net Position
 For the Six Months Ended September 30, 2019 and September 30, 2018

	<u>September 30, 2019</u>	<u>September 30, 2018</u>
Operating Revenues		
Airfield	\$ 6,060,142	\$ 5,856,779
Fixed Based Operations	7,663,296	7,736,099
Terminal	5,737,280	5,380,813
Concessions	6,485,069	6,128,096
Ground transportation	12,714,230	11,804,691
Other revenue	3,480,160	3,213,634
Total Operating Revenues	<u>42,140,177</u>	<u>40,120,112</u>
Operating Expenses		
Airfield	2,688,431	2,481,455
Fixed Based Operations	5,771,834	5,969,222
Terminal	4,844,865	4,302,886
Loading bridges	233,465	249,143
Landside	4,505,987	4,036,181
Public safety	3,142,729	3,002,665
Aircraft Rescue and Fire Fighting	1,579,396	1,432,196
Vehicle maintenance	1,023,635	1,104,207
Administration	5,036,234	4,659,370
Total Operating Expenses	<u>28,826,576</u>	<u>27,237,325</u>
Revenues in excess of expenses before depreciation	13,313,601	12,882,787
Depreciation	<u>11,175,000</u>	<u>10,580,625</u>
Income Before Non-Operating Income and Expenses	<u>2,138,601</u>	<u>2,302,162</u>
Non-Operating Income and (Expenses)		
Passenger Facility Charges	4,284,887	4,182,883
Grant income	103,740	277,817
Improvement charges	276,300	276,300
Interest income	1,117,663	87,901
Customer facility charge income	309,457	-
Customer facility charge expense	(309,457)	-
Insurance recoveries	8,704	76,654
Insured expenses	-	(76,654)
Interest expense	(3,298,728)	(2,949,284)
Amortization of bond insurance premiums	(45,015)	(51,231)
Total Non-Operating Income and (Expenses)	<u>2,447,551</u>	<u>1,824,386</u>
Income before Capital Contributions	4,586,152	4,126,548
Capital Contributions	<u>11,327,251</u>	<u>3,095,774</u>
Net Position		
Increase in Net Position	15,913,403	7,222,322
Net Position, Beginning of Year	214,569,660	216,300,740
Cumulative change in accounting principle	-	(5,187,196)
Net Position, Beginning of Year, as restated	<u>214,569,660</u>	<u>211,113,544</u>
Net Position, End of Year	<u>\$ 230,483,063</u>	<u>\$ 218,335,866</u>

Albany County Airport Authority
 Statements of Cash Flows
 For the Six Months Ended September 30, 2019 and September 30, 2018

	<u>September 30, 2019</u>	<u>September 30, 2018</u>
Cash Flows From Operating Activities		
Cash received from providing services	\$ 44,185,144	\$ 40,551,826
Cash paid to suppliers	(31,044,271)	(28,895,551)
Cash paid to employees	<u>(990,756)</u>	<u>(977,458)</u>
Net Cash Provided By Operating Activities	<u>12,150,117</u>	<u>10,678,817</u>
Cash Flows From Noncapital Financing Activities		
Grant income	<u>103,740</u>	<u>277,817</u>
Net Cash Provided By Noncapital Financing Activities	<u>103,740</u>	<u>277,817</u>
Cash Flows From Investing Activities		
Purchase of Investments	12,524,389	(10,772,000)
Interest received	1,117,659	49,735
Interest on passenger facility charges	<u>224,235</u>	<u>10,624</u>
Net Cash Provided/(Used) by Investing Activities	<u>13,866,283</u>	<u>(10,711,641)</u>
Cash Flows From Capital and Related Financing Activities		
Purchase of property and equipment	(30,024,844)	(4,089,055)
Principal payments made on bonds and notes payable	(699,000)	-
Interest paid	(2,191,341)	(1,775,735)
Concession improvement funds	70,837	93,338
Improvement charges	276,300	276,300
Bank line of credit	4,470,122	-
Capital grants	6,060,901	4,139,158
Passenger facility charges	<u>4,060,652</u>	<u>4,172,259</u>
Net Cash Provided/(Used) By Capital and Related Financing Activities	<u>(17,976,373)</u>	<u>2,816,265</u>
Net Increase in cash and cash equivalents	8,143,767	3,061,258
Cash and cash equivalents, beginning of year	<u>66,275,365</u>	<u>47,905,608</u>
Cash and cash equivalents, end of year	<u>\$ 74,419,132</u>	<u>\$ 50,966,866</u>
Reconciliation of Operating Income to Net Cash Provided By Operating Activities:		
Income before non-operating income and expenses	\$ 2,138,601	\$ 2,302,162
Adjustments to reconcile loss from operations to net cash provided by operating activities:		
Depreciation	11,175,000	10,580,625
Decrease in assets:		
Accounts receivable	2,044,967	431,714
Due from County of Albany	248,724	303,478
Prepaid expenses	556,798	541,440
Deferred OPEB expenses	-	116,014
Increase/(decrease) in liabilities:		
Due to County of Albany	33,868	33,866
Accounts payable and accrued expenses	<u>(4,047,841)</u>	<u>(3,630,482)</u>
Net Cash Provided By Operating Activities	<u>\$ 12,150,117</u>	<u>\$ 10,678,817</u>
Noncash Capital and Related Financing Activities:		
Capital Assets and related receivables	<u>\$ 6,060,901</u>	<u>\$ 2,688,894</u>
Total Noncash Capital and Related Financing Activities	<u>\$ 6,060,901</u>	<u>\$ 2,688,894</u>

Albany County Airport Authority OPEB Trust
 Statements of Fiduciary Fund Net Position
 As of September 30, 2019 and December 31, 2018

	September 30, 2019	December 31, 2018
<u>ASSETS</u>		
Cash and cash equivalents	\$ 2,255,375	\$ 2,220,686
Total Assets	2,255,375	2,220,686
 <u>DEFERRED OUTFLOWS OF RESOURCES</u>		
Total Deferred Outflows of Resources	-	-
 <u>LIABILITIES</u>		
Total Liabilities	-	-
 <u>DEFERRED INFLOWS OF RESOURCES</u>		
Total Deferred Inflows of Resources	-	-
 <u>NET POSITION</u>		
Net Position - Restricted for OPEB	\$ 2,255,375	\$ 2,220,686

Albany County Airport Authority OPEB Trust
 Statements of Changes in Fiduciary Fund Net Position
 For the Six Months Ended September 30, 2019 and September 30, 2018

	<u>September 30, 2019</u>	<u>September 30, 2018</u>
Additions to Net Position Attributed to:		
Contributions		
Employer	\$ -	\$ -
Interest Income	34,690	6,080
Total Additions	<u>34,690</u>	<u>6,080</u>
Deductions from Net Position Attributed to:		
Retirement benefits	-	-
Administrative expenses	-	-
Total Deductions	<u>-</u>	<u>-</u>
Increase in Net Position	<u>34,690</u>	<u>6,080</u>
Net Position - Restricted for OPEB, Beginning of Year	<u>2,220,686</u>	<u>2,058,413</u>
Net Position - Restricted for OPEB, End of Year	<u>\$ 2,255,376</u>	<u>\$ 2,064,493</u>

ALBANY COUNTY AIRPORT AUTHORITY

Notes to Financial Statements

September 30, 2019

NOTE 1 - Organization and Reporting Entity

Organization:

The Albany County Airport Authority (Authority), a body corporate and politic, constituting a public benefit corporation, was established by the State of New York (State) August 4, 1993, pursuant to the provisions of Chapter 686 of the Laws of 1993 as set forth in Title 32 of the State's Public Authorities Law. As a public benefit corporation, the Authority is independent, distinct from, and not an agent of the State or any other of the State's political subdivisions, including the County of Albany (County).

The Authority consists of seven members, four appointed by the majority leader of the County Legislature and three by the County Executive, who jointly designate one of the seven members as chairperson, and all with approval of the County Legislature. The Authority members serve for a term of four years or until their successor is appointed, except that any person appointed to fill a vacancy will be appointed to serve only the unexpired term. Members of the Authority are eligible for reappointment.

On March 15, 1994, the Authority and the County entered into an Interim Agreement whereby the County granted, and the Authority accepted, sole possession, use, occupancy and management of the Albany International Airport (Airport), including all rights, interest, powers, privileges and other benefits in each and every contract relating to the maintenance, operation, leasing, management or construction of the Airport, and all other rights, privileges or entitlement necessary to continue to use, operate and develop the Airport.

The Authority and the County entered into a permanent Airport Lease Agreement, dated December 5, 1995, which upon its approval by the Federal Aviation Administration (FAA) became effective on May 16, 1996 for a term of forty (40) years, whereby the Authority has the exclusive right to operate, maintain and improve the Airport and do anything else permitted by law, subject only to the restrictions and conditions stated in such Airport Lease Agreement and in accordance with applicable Federal, State and local laws. On November 5, 2018 the term of the Lease was extended through December 31, 2049.

Pursuant to the State enabling Legislation, the Authority may not undertake any capital project (see Note 15), other than the redevelopment project described in the enabling legislation, known as the Terminal Improvement Program, unless the project has first been approved by the County as part of a five-year Capital Improvement Program. For these purposes, the term "capital project" is defined as the construction, reconstruction or acquisition of airport or aviation facilities.

Prior to March 15, 1994, the Airport operated as a fund of the County. As of March 15, 1994 the County transferred the use of all assets and substantially all liabilities of the County's Airport Enterprise Fund to the Authority. These assets and liabilities were recorded by the Authority at a Net Asset value equal to \$46,824,500.

The Authority is not subject to Federal, State or local income, property or sales taxes, except for property taxes due on properties acquired by the Authority until they are removed from the tax rolls as of the next assessment

date. However, the Authority may agree to make certain payments in lieu of taxes for real property owned or used by the Authority for purposes other than public aviation purposes and under other limited circumstances.

The Authority has contracted with AFCO AvPorts Management LLC, (d/b/a Avports), to manage the daily operations of the airport under a three year term expiring December 31, 2021. The Authority has also contracted with REW Investments, Inc., (d/b/a Million Air), to manage the fixed based operations of the airport under a three year term expiring August 31, 2022. Both agreements are renewable with the approval of both parties.

Reporting Entity:

The Authority meets the criteria set forth in generally accepted accounting principles as promulgated by the Governmental Accounting Standards Board (GASB) for inclusion as a component unit within the County's basic financial statements based on the County's responsibility for the appointment of the Authority members, and their approval of capital programs and certain debt issuances. As such, the Authority is included in the County's basic financial statements. The accompanying financial statements present the financial position and the changes in net position and cash flows of the Authority only. The Authority is not involved in any joint ventures.

The Authority has established a written, single employer, defined benefit plan to provide healthcare benefits to eligible former employees and/or their qualifying dependents. The Authority also established a legally separate trust known as the Albany County Airport Authority OPEB Trust to receive and manage contributions from the Authority to fund its obligations for retiree health care benefits under the written plan. The Albany County Airport Authority OPEB Trust is included in the Authority's financial statements as a separate Fiduciary Fund of the Authority under accounting principles promulgated by GASB.

NOTE 2 - Summary of Significant Accounting Policies

Basis of Accounting:

The accompanying financial statements have been prepared in conformity with generally accepted accounting principles (GAAP) for state and local governments. GASB is the accepted standard-setting body for establishing governmental accounting and financial reporting principles for state and local governments in the United States of America.

The Authority's operations are presented as a single enterprise fund. Enterprise funds distinguish operating revenues and expenses from non-operating items in accordance with the flow of economic resources measurement focus and the accrual basis of accounting. All assets, liabilities, net position, revenues, and expenses are accounted for through a single enterprise fund with revenues recorded when earned and expenses recorded at the time liabilities are incurred.

Revenues from airlines, FBO operations, concessions, property rentals, operating permits, and parking fees are reported as operating revenues. All expenses related to operating the Airport are reported as expenses. Passenger facility charges, noncapital grants, capital improvement charges, interest and investment income are reported as non-operating income. Interest expense, financing costs and grant expenses are reported as non-operating expenses. Capital contributions, special and extraordinary items are reported separately after non-operating revenues and non-operating expenses.

Cash, Cash Equivalents and Investments:

The deposit and investment of Authority monies is governed by provisions in its enabling legislation and by a Cash Management and Investment Policy adopted by the Authority on September 13, 1994 and last amended July 23, 2018. The policy allows the Authority to use any depository bank that is a State or Federally chartered commercial bank that can meet the Authority's requirements for cash vault services, is a member of the National Automated Clearing House Association (NACHA), and is able to act as an Originating Depository Financial Institution (ODFI) for direct deposit of payments. Additionally, the bank must have a minimum long term credit rating of "A" without regard to subcategories from at least one of the Nationally Recognized Statistical Rating Organizations (NRSRO) and no rating below investment grade from any other NRSRO.

Monies not needed for immediate expenditure may be invested in (1) United States Treasury obligations with maturities of seven years or less, (2) obligations backed by the United States Government full faith and credit, (3) New York State, New York State agency or New York State subdivisions (cities, towns, villages, counties) obligations with, (4) certificates of deposit fully collateralized from a bank or trust company in New York State, (5) notes, bonds, debentures, mortgages and other evidences of indebtedness of certain agencies sponsored by the United States government provided at the time of investment such agency or its obligations are rated and the agency receives, or its obligations receive, the highest rating of all independent rating agencies that rate such agency or its obligations, and (6) repurchase agreements using United States Treasury obligations with maturities of seven years or less. Investments are stated at fair value or amortized cost.

For purposes of the statement of cash flows, the Authority considers all highly liquid investments (including restricted assets) with an original maturity of six months or less when purchased to be cash equivalents. Cash equivalents, which are stated at cost, consist of certificates of deposit, and treasury notes. Investments are reported at fair value.

Receivables:

Receivables are reported at their gross value when earned and are reduced by the estimated portion that is expected to be uncollectible. The allowance for uncollectible amounts is based on collection history, aviation industry trends and current information regarding the credit worthiness of the tenants and others doing business with the Authority. When continued collection activity results in receipt of amounts previously written off, revenue is recognized for the amount collected.

Restricted Assets:

Restricted assets consist of monies and other resources which are restricted legally as described below:

Capital Funds - These assets represent capital debt proceeds and grant funds that are restricted for designated capital projects and cannot be expended for any other item.

Passenger Facility Charges Funds - These assets represent Passenger Facility Charges (PFC) collections based on an approved FAA application to "Impose" such charges on enplaned passengers at the Airport. These funds are restricted for designated capital projects and any debt incurred to finance the construction of those projects. The Authority recognizes and reports as other income PFCs earned when all conditions have been met that entitles the Authority to retain the PFCs. PFCs received prior to this time are reported as restricted net position.

Revenue Bond Funds - These assets represent Series 2010, 2017 and 2018 general airport revenue bond (GARB) proceeds and Series 1999 Environmental Facilities Corporation (EFC) bond proceeds held in Bond

Reserve Accounts. Bond reserve accounts for the Series 2010, Series 2017 and Series 2018 Bonds equal 125% of the average annual debt service due on bonds at the time of issuance.

FAA Restricted Funds - These assets represent proceeds from the disposition of property acquired with capital grants from the Federal Aviation Administration through the Airport Improvement Program and the Airport Noise Compatibility Grants under FAR150 or a combination of both. These Airport funds were generated through the disposition of properties acquired with Federal and State aid and interest earnings thereon. The use of such revenues is restricted to Airport Improvement Program eligible project costs contingent upon FAA concurrence.

Concession Improvement Funds - These assets represent 1% of gross revenues of all food and beverage and retail concessions held in escrow to potentially fund the planning, developing, construction, remodeling, renovating or replacing of any of the concessionaires' leased areas during the term of the concession agreement. Use of the funds during the term of the lease is subject to the Authority's sole approval. Funds remaining at the end of a concession agreement are retained by the Authority.

Capital Assets:

Capital assets include land, improvements to land, easements, buildings, building improvements, vehicles, equipment and all other tangible assets that are used in operations and have useful lives extending beyond a single reporting period. Capital Assets assumed by the Authority on March 15, 1994 are carried at historical cost, net of accumulated depreciation. Acquisitions of new assets costing \$50,000 or more are recorded at cost.

Maintenance and repairs are expensed as incurred. When depreciable assets are disposed of, the related costs and accumulated depreciation are removed from the respective accounts and any gain or loss on disposition is credited or charged to an expense. Capital Assets are written off when fully depreciated unless clearly identified as still being in use. Capital Assets are written-down due to impairment if circumstances indicate a significant or unexpected decline in an assets service utility has occurred. Impaired Capital assets are written down using an approach that best reflects the decline in service utility. Assets to be disposed of and assets held for sale are reported at the lower of carrying value or fair value less costs to dispose of.

Depreciation of capital assets is computed using the straight-line method at various rates considered adequate to allocate costs over the estimated useful lives of such assets. The estimated lives by general classification are as follows:

	<u>Years</u>
Buildings and improvements	5-30
Vehicles, machinery and equipment	5-15

Capitalization of Interest:

Interest costs incurred during the construction period for capital assets acquired with debt was capitalized in certain years prior to 2018. After 2007 the Authority did not incur or pay any interest that was eligible for capitalization.

Bond Issue Costs, Original Issue Discount and Deferred Loss on Bond Refundings:

Bond insurance (an issuance cost) is deferred and amortized over the life of the respective issue on an effective interest method. Original issue discounts and deferred loss on refundings on long-term indebtedness

are amortized using the effective interest method over the life of the debt to which it relates. Interest on capital appreciation debt is accreted using the effective interest method.

Capital Contributions:

Certain expenditures for Airport capital assets are significantly funded through the Airport Improvement Program (AIP) of the Federal Aviation Administration (FAA), with certain matching funds provided by the State and the Authority, or from various State allocations or grant programs. Capital funding provided under government grants is considered earned as the related allowable expenditures are incurred.

Grants for capital asset acquisition, facility development and rehabilitation and eligible long-term planning studies are reported in the *Statements of Revenues, Expenses and Changes in Net Position*, after non-operating income and expenses, as capital contributions.

Revenue Recognition:

Airfield Landing Fee Charges - Landing fees are principally generated from scheduled airlines, cargo carriers and non-scheduled commercial aviation and are based on the gross landed weight of the aircraft. The estimated landing fee structure is determined annually pursuant to an agreement between the Authority and the signatory airlines based on the adopted operating budget of the Authority and is adjusted at year end for the actual landed weight of all aircraft. Landing fees are recognized as revenue when the related facilities are utilized.

FBO, Terminal Rents, Concessions and Ground Transportation - FBO revenues are generated from commercial and general aviation users, rental and concession fees are generated from airlines, parking lots, food and beverage, retail, rental cars, advertising and other commercial tenants. Leases are for terms from one to ten years and generally require rentals based on the volume of business, with specific minimum annual rental payments required. Rental revenue is recognized over the life of the respective leases and concession revenue is recognized based on reported concessionaire revenue.

Other - All other types of revenues are recognized when earned.

Special Items and Extraordinary Items:

Special Items - Special items are significant transactions or other events within the control of management that are either unusual in nature or infrequent in occurrence. During 2018, the Authority received \$1.5 million from its inclusion in a multi-state action led by 45-State Attorney Generals against a former derivative instrument counter-party related to manipulation of the former London Interbank Offered Rate index. During 2018, the Authority began a capital project that resulted in the early retirement of \$474.7 thousand in assets determined to be permanently impaired.

Extraordinary Items - Extraordinary items are transactions or other events that are both unusual in nature and infrequent in occurrence. During 2018, the Authority was required to convey twelve acres of land for a state highway project. The Authority recognized a gain of \$148.6 thousand on the disposition of the land.

Passenger Facility Charges:

Passenger Facility Charges (PFC) at the rate of \$3 per enplaned passenger have been levied by the Airport since March 1, 1994 under an FAA approved application to impose \$40,726,364 with collection thereof estimated to be complete in the year 2005. During 1996, the Authority received approval to increase the amount of PFC collections to \$116,740,338 extending the estimated collection period through the year 2022.

In 2009, the Authority received approval to change the PFC collection from \$3.00 per passenger to \$4.50 per passenger, with a current estimated collection period through 2020. Through September 30, 2019, the Authority has collected PFCs including interest earnings thereon totaling \$108,557,039.

PFC funds, along with related interest earnings, are recorded as restricted net position until they are applied against future debt service payments under an FAA approved Application to Use. PFC receipts are recognized and recorded as non-operating revenues in the year they are collected.

The Authority previously expended \$11.2 million of PFCs on projects funded on a pay-as-you-go basis. The Authority also covenanted in the Resolution authorizing the Series 2010A Refunding Bonds to apply future PFC collections to pay a portion of the debt service related to the FAA approved projects included in the Applications. Pursuant to the Resolution, PFCs collected and deposited in a segregated account, together with the interest earned thereon, are applied towards the subsequent debt service payments reducing the amount of debt to be funded from net operating revenue. Through September 30, 2019, the Authority has applied \$89.6 million of PFC's towards the payment of debt service.

Customer Facility Charges:

A rental car Customer Facility Charge (CFC) at the rate of \$2 per day up to 5 rental days per transaction was approved by the Authority and became effective March 1, 2019. The CFC funds are collected by the Rental Car Companies and remitted to the Authority in accordance with the Rental Car agreements as amended. CFC funds may only be used to pay for CFC project costs. The current CFC project includes costs incurred by the rental car companies for relocation, space remodeling, rebranding and expansion of rental car spaces. The CFC project costs are to be funded by the Airport from CFC funds collected which are restricted to pay for CFC project costs. It is the opinion of the Authority management that CFC funds are excluded revenue under Authority's Master Bond Resolution and CFC project costs are excluded from Operating and Maintenance (O&M) Expense. Under the Master Bond Resolution, O&M expenses are a first priority use of revenue before debt service. Accordingly, the CFC project costs do not constitute a use of Net Revenue available to pay debt service. The total scope of the CFC project is currently estimated at less than \$1 million but the space expansion has not been fully designed yet. The rental car companies reported \$309,457 in CFC project expense through September 30, 2019.

Compensated Absences:

Employees accrue vacation in varying amounts based on length of service. Employees can accumulate up to 300 hours, or 37.5 days of vacation time. Unused vacation time can be liquidated for cash upon separation, retirement or death.

Sick leave is earned by regular, full-time employees at the rate of one day per month. Employees can accumulate up to 1,320 hours or 165 days of sick leave. Any sick leave hours unused at the time of an employee's retirement can be applied as additional service credit in calculating retirement benefits in the New York State Employees' Retirement System. It is the policy of the Authority not to pay accumulated sick leave to employees who terminate prior to retirement.

The liability for compensated absences earned through year-end, but not yet taken, is accrued by charging the expense for the change in the liability from the prior year.

Pension Plans:

The Authority applies GASB Statement No. 68, Accounting and Financial Reporting for Pensions (GASB 68) to recognize the net pension asset (liability), deferred outflows and deferred inflows of resources, pension expense (revenue), and information about and changes in the fiduciary net position on the same basis as reported by the cost-sharing, multiple employer, defined benefit pension plan. The Authority also applies GASB Statement No. 71, Pension Transition for Contributions Made Subsequent to the Measurement Date (GASB 71) to report additional deferred outflows. The Authority's participation in the plans are mandated by State law and includes the New York State and Local Employees' Retirement System (ERS) and the New York State Voluntary Defined Contribution (NYS VDC) plan (the Systems). The Systems recognize benefit payments when due and payable in accordance with benefit terms; investment assets are reported at fair value.

Estimates:

The preparation of financial statements in conformity with generally accepted accounting principles requires management to make estimates and assumptions that affect certain reported amounts and disclosures. Accordingly, through subsequent events, actual results could differ from those estimated.

Adoption of New Accounting Standards:

During 2018 the Authority adopted Governmental Accounting Standards Board Statement No. 75 - *Accounting and Financial Reporting for Postemployment Benefits Other Than Pensions* (GASB 75). GASB 75 establishes financial reporting standards for other postemployment benefits (OPEB) plans for state and local governments. This standard replaces the requirements of GASB Statement No. 45 - *Accounting and Financial Reporting by Employers for Postemployment Benefits Other Than Pensions*, as amended. The statement establishes standards for recognizing and measuring liabilities, deferred inflows and outflows of resources, and expense/expenditures, as well as identifying the methods and assumptions required to project benefit payments, discount projected benefit payments to their actuarial present value, and attribute that present value to periods of employee service. Additionally, GASB No. 75 lays out the requirements for additional note disclosures and required supplementary information. As a result, beginning of year net position has been restated as follows:

Net position previously reported, January 1, 2018	\$ 216,300,740
Recognition of net OPEB liability, January 1, 2018	(6,473,234)
Eliminate net assets held in trust for OPEB, January 1, 2018	<u>(308,505)</u>
Net position, January 1, 2018, as restated	<u>\$ 209,519,001</u>

During 2018 the Authority adopted Governmental Accounting Standards Board Statement No. 85 – *Governmental Accounting Standards Board Omnibus 2017* (GASB 85). GASB 85 establishes accounting and financial reporting requirements for blending component units, goodwill, fair value measurement and application, and postemployment benefits (pensions and other postemployment benefits [OPEB]).

During 2018 the Authority adopted Governmental Accounting Standards Board Statement No. 86 – *Certain Debt Extinguishment Issues* (GASB 86). GASB 86 primarily requires disclosure for in-substance defeasance of debt in which cash and other monetary assets acquired with only existing resources—resources other than the proceeds of refunding debt—are placed in an irrevocable trust for the sole purpose of extinguishing debt and also provides guidance on accounting for prepaid insurance on debt that is extinguished by in-substance defeasance. This Statement also requires that any remaining prepaid insurance related to the extinguished

debt be included in the net carrying amount of that debt for the purpose of calculating the difference between the reacquisition price and the net carrying amount of the debt.

During 2018 the Authority adopted Governmental Accounting Standards Board Statement No. 88 – *Certain Disclosures Related to Debt, including Direct Borrowings and Direct Placements* (GASB 88). GASB 88 requires that additional essential information related to debt be disclosed in the notes to financial statements, including unused lines of credit; assets pledged as collateral for the debt; and terms specified in debt agreements related to significant events of default with finance-related consequences, significant termination events with finance-related consequences, and significant subjective acceleration clauses. (see Note 8).

During 2018, the Authority prospectively adopted Governmental Accounting Standards Board Statement No. 89 – *Accounting for Interest Cost Incurred before the End of a Construction Project* (GASB 89). GASB 89 requires interest cost incurred before the end of a construction period be included in current expense and not included in the cost of the capital asset. Under prospective adoption, interest included in the reported cost of capital assets prior to adoption of GASB 89 continues to be included in the cost of capital assets.

**** UNAUDITED - FOR INTERNAL REVIEW****



Financial Information

Albany County Airport Authority
2019 Summary of Revenues, Expenses and Net Results

	2019	SEPTEMBER 2019			September 2018	2019 Actual / Prior Year	
	Adopted FY Budget	Budget YTD	Actual YTD	Variance YTD			Variance %
AIRPORT REVENUES							
Airline	\$ 15,065,276	\$ 11,234,818	\$ 11,697,509	\$ 462,691	4.12%	\$ 11,067,139	5.70%
Non-Airline	30,777,802	23,204,849	24,428,761	1,223,912	5.27%	22,918,371	6.59%
Total Revenues	45,843,078	34,439,667	36,126,270	1,686,603	4.90%	33,985,510	6.30%
FIXED BASED OPERATOR RETAIL SALES							
Fixed Based Operator Retail Sales	8,083,298	5,966,347	6,013,909	47,562	0.80%	6,134,603	-1.97%
Cost of Sales	5,494,245	4,035,147	3,776,942	258,205	6.40%	4,063,536	7.05%
Net FBO Retail Sales	2,589,053	1,931,200	2,236,967	305,767	15.83%	2,071,067	8.01%
EXPENSE SUMMARY							
AvPorts-Airport Management	24,011,186	18,249,598	17,540,713	708,885	3.88%	16,960,348	-3.42%
Million Air-FBO Management Authority	4,862,390	3,754,089	3,631,130	122,959	3.28%	3,541,823	-2.52%
Total Expenses	32,139,349	24,472,082	23,667,793	804,289	3.29%	22,873,792	-3.47%
OPERATING RESULTS	16,292,782	11,898,785	14,695,444	2,796,659	23.50%	13,182,785	11.47%
OTHER REVENUES (EXPENSES)							
Interest Earnings	875,457	656,593	1,117,663	461,070	70.22%	87,901	1171.50%
Passenger Facility Charges	4,516,141	3,387,105	3,387,105	0	0.00%	2,500,000	35.48%
ACAA '99 EFC Debt	(712,765)	(534,574)	(534,574)	0	0.00%	(335,403)	-59.38%
ACAA '10 A Debt Service	(8,172,601)	(6,129,451)	(6,129,451)	0	0.00%	(7,969,608)	23.09%
ACAA '17 A Debt Service	(430,225)	(322,669)	(322,669)	0	0.00%	(568,035)	43.20%
ACAA '17 B Debt Service	(1,130,125)	(847,594)	(847,594)	0	0.00%	(902,943)	6.13%
ACAA '18 A Debt Service	(771,322)	(578,492)	(578,492)	0	0.00%	0	100.00%
ACAA '18 B Debt Service	(703,378)	(527,534)	(527,534)	0	0.00%	0	100.00%
Line of Credit Interest	0	0	(13,043)	(13,043)	100.00%	0	100.00%
Special Item - LIBOR Settlement	0	0	0	0	0.00%	1,496,915	100.00%
Extraordinary Item - Sale of Land	0	0	0	0	0.00%	148,595	100.00%
Non-Capital Equipment	(432,090)	(324,068)	(341,347)	(17,279)	5.33%	(222,495)	-53.42%
Insurance Recoveries	0	0	8,704	8,704	100.00%	76,654	88.65%
Insured Expenses	0	0	0	0	100.00%	(76,654)	100.00%
Customer Facility Charges Income	0	0	309,457	309,457	100.00%	0	100.00%
Customer Facility Charges Expense	0	0	(309,457)	(309,457)	100.00%	0	100.00%
Grant Income	138,700	104,025	103,740	(285)	-0.27%	277,817	62.66%
Improvement Charges	368,400	276,300	276,300	0	0.00%	276,300	0.00%
Total Other Revenues(Expenses)	(6,453,808)	(4,840,357)	(4,401,190)	439,167	-9.07%	(5,210,956)	15.54%
NET RESULTS BEFORE RESERVES	9,838,974	7,058,428	10,294,254	3,235,826	45.84%	7,971,829	-29.13%
Less: Capital Improvements	(3,306,134)	(2,479,601)	(2,479,601)	0	0.00%	(2,342,772)	-5.84%
Less: Reserve Requirements	(435,879)	(435,879)	(435,879)	0	0.00%	(200,381)	117.53%
NET RESULTS	6,096,961	4,142,949	7,378,775	3,235,826	78.10%	5,428,676	-35.92%
Revenue Sharing:							
Transfer to/from Airlines (50%)	3,048,481	2,071,474	3,689,387	1,617,913	78.10%	2,714,338	-35.92%
Authority Share (50%)	3,048,481	2,071,474	3,689,387	1,617,913	78.10%	2,714,338	-35.92%
Less: Airline Incentives	(1,000,000)	(750,000)	(1,039,898)	(289,898)	38.65%	(77,503)	1241.75%
Net Authority Share	\$ 2,048,481	\$ 1,321,474	\$ 2,649,489	\$ 1,328,015	100.49%	\$ 2,636,835	0.48%

MONTHLY RECAP	Adopted FY Budget		2019 Actual YTD		2018 Actual YTD	
	Operating Results	Net Results	Operating Results	Net Results	Operating Results	Net Results
	JANUARY	\$ 656,283	\$ 118,465	\$ 814,297	\$ 347,237	\$ 896,108
FEBRUARY	935,136	397,318	1,435,042	974,785	806,806	122,834
MARCH	1,298,730	760,913	1,614,195	884,983	1,461,110	916,451
APRIL	1,521,553	983,736	1,781,702	1,358,849	1,804,780	1,083,612
MAY	1,449,727	911,910	1,560,561	1,151,239	1,749,157	1,066,326
JUNE	1,471,425	933,608	1,808,441	1,524,382	1,460,459	653,885
JULY	1,717,001	1,179,184	2,048,838	1,393,367	1,913,878	870,137
AUGUST	1,629,546	1,091,729	2,081,822	1,612,892	1,712,667	667,343
SEPTEMBER	1,219,386	681,568	1,550,546	1,046,520	1,377,820	2,377,965
Sub Total	\$ 11,898,787	\$ 7,058,431	\$ 14,695,444	\$ 10,294,254	\$ 13,182,785	\$ 7,971,829
OCTOBER	1,813,529	1,275,712				
NOVEMBER	1,317,012	779,195				
DECEMBER	1,263,454	725,636				
TOTAL	\$ 16,292,782	\$ 9,838,974	\$ 14,695,444	\$ 10,294,254	\$ 13,182,785	\$ 7,971,829

Albany County Airport Authority
Revenue Summary

	2019	SEPTEMBER 2019			September 2018 Actual	2019 Actual / Prior Year Variance %
	Adopted FY Budget	Budget YTD	Actual YTD	Variance YTD		
AIRLINE REVENUES						
COMMERCIAL	\$ 6,728,685	\$ 5,009,047	\$ 5,115,177	\$ 106,129	2.12%	\$ 4,889,704 4.61%
CARGO	581,234	424,495	412,273	(12,222)	-2.88%	417,584 -1.27%
TERMINAL	6,462,546	4,846,909	5,159,393	312,483	6.45%	4,795,851 7.58%
FBO	1,292,811	954,367	1,010,666	56,299	5.90%	964,000 4.84%
TOTAL AIRLINE REVENUES	15,065,276	11,234,818	11,697,509	462,689	4.12%	11,067,139 5.70%
NON-AIRLINE REVENUES						
AIRFIELD	517,879	412,749	402,540	(10,208)	-2.47%	406,994 -1.09%
TERMINAL	3,549,419	2,647,707	2,883,665	235,958	8.91%	2,664,269 8.23%
GROUND TRANSPORTATION	21,082,046	15,876,092	16,911,777	1,035,685	6.52%	15,865,780 6.59%
OTHER AIRPORT	5,628,458	4,268,301	4,230,779	(37,523)	-0.88%	3,981,328 6.27%
TOTAL NON AIRLINE REVENUES	30,777,802	23,204,849	24,428,761	1,223,912	5.27%	22,918,371 6.59%
TOTAL REVENUES	\$ 45,843,078	\$34,439,667	\$36,126,270	\$ 1,686,601	4.90%	\$33,985,510 6.30%

Albany County Airport Authority
Net FBO Retail Sales
For the Nine Months Ending Monday, September 30, 2019

	2019	September 2019				September 2018 Actual	2019 Act... Prior Year Variance %
	Adopted... Budget	Budget YTD	Actual YTD	Variance YTD	Variance %		
FIXED BASED OPERATOR RETAIL SALES							
Jet A Fuel Sales	\$5,782,543	\$4,397,837	\$4,331,084	(\$66,754)	-1.52%	\$4,217,999	2.68%
Fuel Costs - Jet A	(3,383,148)	(2,573,009)	(2,425,415)	147,594	-5.74%	(2,418,141)	0.30%
Fuel Discounts - Jet A	(350,000)	(266,188)	(298,773)	(32,585)	12.24%	(283,718)	5.31%
Net Jet A Fuel Sales	2,049,395	1,558,641	1,606,896	48,255	3.10%	1,516,141	5.99%
AvGas Fuel Sales	274,825	215,553	255,977	40,424	18.75%	210,285	21.73%
Fuel Costs - AvGas	(208,635)	(163,638)	(199,757)	(36,120)	22.07%	(159,534)	25.21%
Fuel Discounts - AvGas	(4,000)	(3,137)	(3,344)	(206)	6.57%	(2,709)	23.42%
Net AvGas Fuel Sales	62,190	48,778	52,876	4,098	8.40%	48,042	10.06%
Commercial AvGas Fuel Sales	256,631	191,634	131,377	(60,257)	-31.44%	289,009	-54.54%
Fuel Costs-Comm AvGas	(233,069)	(174,040)	(116,541)	57,499	-33.04%	(260,787)	-55.31%
Net Comm AvGas Fuel Sales	23,562	17,594	14,836	(2,758)	-15.68%	28,223	-47.43%
Auto & Diesel Fuel Sales	330,581	248,153	225,601	(22,553)	-9.09%	241,355	-6.53%
Fuel Costs - Auto & Diesel	(278,000)	(194,662)	(168,876)	25,786	-13.25%	(187,295)	-9.83%
Net Auto & Diesel Fuel Sales	52,581	53,492	56,725	3,233	6.04%	54,060	4.93%
Deicing Services	734,920	456,039	711,742	255,703	56.07%	697,797	2.00%
Deicing Costs Type I, Type IV	(390,173)	(242,535)	(252,401)	(9,866)	4.07%	(249,379)	1.21%
Net Deicing Services	344,747	213,505	459,341	245,837	115.14%	448,418	2.44%
Deicing Consortium	643,220	414,940	309,047	(105,893)	-25.52%	437,439	-29.35%
Deicing Costs Type I, Type IV	(643,220)	(414,940)	(310,192)	104,747	-25.24%	(500,341)	-38.00%
Net Deicing Consortium	0	0	(1,146)	(1,146)	0.00%	(62,902)	-98.18%
FBO Services	60,578	42,191	49,081	6,891	16.33%	40,718	20.54%
Catering	(1,000)	(750)	(117)	633	-84.36%	0	0.00%
Oil	(3,000)	(2,250)	(1,526)	724	-32.18%	(1,631)	-6.45%
Net FBO Services	56,578	39,191	47,438	8,247	21.04%	39,087	21.37%
NET FBO RETAIL SALES	2,589,053	1,931,200	2,236,967	305,767	15.83%	2,071,067	8.01%

Albany County Airport Authority
Expense Summary

	2019	SEPTEMBER 2019			September 2018 Actual	2019 Actual / Prior Year Variance %	
	Adopted FY Budget	Budget YTD	Actual YTD	Variance YTD			Variance %
EXPENSES - SUMMARY							
AvPort-Airport Management	\$ 24,011,186	\$ 18,249,598	\$ 17,540,713	\$ 708,885	3.9%	\$ 16,960,348	-3.4%
Million Air-FBO Management Authority	3,265,773	2,468,395	2,495,950	(27,555)	-1.1%	2,371,621	-5.2%
	4,862,390	3,754,089	3,631,130	122,959	3.3%	3,541,823	-2.5%
	<u>\$ 32,139,349</u>	<u>\$ 24,472,082</u>	<u>\$ 23,667,793</u>	<u>\$ 804,289</u>	<u>3.3%</u>	<u>\$ 22,873,792</u>	<u>-3.5%</u>
EXPENSES BY CATEGORY							
Personal Services	\$ 11,231,810	\$ 8,389,963	\$ 8,201,258	\$ 188,705	2.2%	\$ 7,825,215	-4.8%
Employee Benefits	5,668,604	4,273,296	3,996,461	276,836	6.5%	3,836,186	-4.2%
Utilities & Communications	2,205,123	1,802,612	1,534,420	268,191	14.9%	1,672,600	8.3%
Purchased Services							
Accounting & Auditing	61,000	48,682	104,561	(55,879)	-114.8%	49,427	-111.5%
Insurance	808,178	767,009	808,208	(41,199)	-5.4%	736,997	-9.7%
Legal Services	50,000	37,500	14,548	22,952	61.2%	79,118	81.6%
Public Safety	309,107	237,797	267,490	(29,693)	-12.5%	225,580	-18.6%
Albany County Sheriffs	2,731,859	2,048,894	2,048,894	-	0.0%	1,970,742	-4.0%
Parking Valet Service	350,000	271,128	350,863	(79,736)	-29.4%	284,443	-23.4%
Employee Shuttle	25,000	12,500	15,000	(2,500)	0.0%	12,500	-20.0%
Ground Transportation	-	-	33,600	(33,600)	100.0%	-	100.0%
Janitorial	499,204	374,403	424,611	(50,208)	200.0%	411,279	300.0%
Public Communications	975,374	722,288	538,305	183,983	300.0%	562,508	400.0%
Special Studies	69,200	51,900	60,427	(8,527)	400.0%	57,458	500.0%
Professional Services	879,160	663,334	643,589	19,745	500.0%	624,616	600.0%
Total Purchased Services	<u>6,758,082</u>	<u>5,235,435</u>	<u>5,310,096</u>	<u>(74,662)</u>	<u>-1.4%</u>	<u>5,014,668</u>	<u>-5.9%</u>
Material & Supplies							
Airfield	914,500	672,471	486,141	186,331	27.7%	577,628	15.8%
Buildings	2,134,569	1,598,274	1,982,918	(384,643)	-24.1%	1,784,959	-11.1%
Grounds	897,785	761,540	560,750	200,790	26.4%	551,215	-1.7%
Vehicles	944,900	670,304	599,674	70,630	10.5%	597,236	-0.4%
Total Material & Supplies	<u>4,891,754</u>	<u>3,702,590</u>	<u>3,629,485</u>	<u>73,111</u>	<u>2.0%</u>	<u>3,511,041</u>	<u>-3.4%</u>
Office Administration	477,206	362,451	299,834	62,617	17.3%	271,553	-10.4%
	906,770	705,735	696,241	9,494	1.3%	742,531	6.2%
Total Expenses	<u>\$ 32,139,349</u>	<u>\$ 24,472,082</u>	<u>\$ 23,667,795</u>	<u>\$ 804,292</u>	<u>3.3%</u>	<u>\$ 22,873,794</u>	<u>-3.5%</u>
DEPARTMENT SUMMARY (DIRECT & INDIRECT)							
Direct Cost Centers							
Airfield	\$ 3,408,313	\$ 2,572,396	\$ 2,155,132	\$ 417,264	16.2%	\$ 2,414,654	10.7%
FBO	2,581,429	1,954,645	1,994,892	(40,247)	-2.1%	1,905,686	-4.7%
Terminal	5,575,507	4,278,439	4,341,031	(62,592)	-1.5%	4,216,417	-3.0%
Loading Bridges	311,452	233,447	233,465	(18)	0.0%	249,143	6.3%
Parking	4,725,138	3,628,009	3,399,894	228,115	6.3%	3,064,832	-10.9%
Landside	1,271,568	1,002,992	1,058,806	(55,814)	-5.6%	918,063	-15.3%
Total Direct Cost Centers	<u>17,873,407</u>	<u>13,669,928</u>	<u>13,183,220</u>	<u>486,708</u>	<u>3.6%</u>	<u>12,768,795</u>	<u>-3.2%</u>
Indirect Cost Center							
ARFF	2,144,562	1,606,903	1,497,706	109,197	6.8%	1,384,601	-8.2%
Operations	1,005,988	755,222	783,980	(28,757)	-3.8%	747,150	-4.9%
Security	3,152,170	2,365,070	2,307,829	57,241	2.4%	2,255,515	-2.3%
Vehicles & Equipment	1,505,340	1,124,597	975,465	149,132	13.3%	1,058,362	7.8%
Airport Mgmt Administration	911,147	682,521	787,405	(104,884)	-15.4%	651,611	-20.8%
FBO Administration	684,344	513,750	501,057	12,693	2.5%	465,935	-7.5%
Airport Authority Administration	4,862,390	3,754,089	3,631,130	122,959	3.3%	3,541,823	-2.5%
Total Indirect Cost Centers	<u>14,265,941</u>	<u>10,802,152</u>	<u>10,484,572</u>	<u>317,581</u>	<u>2.9%</u>	<u>10,104,997</u>	<u>-3.8%</u>
Total Expenses	<u>\$ 32,139,348</u>	<u>\$ 24,472,080</u>	<u>\$ 23,667,792</u>	<u>\$ 804,289</u>	<u>3.3%</u>	<u>\$ 22,873,792</u>	<u>-3.5%</u>

**** UNAUDITED - FOR INTERNAL REVIEW****



Statistical Highlights

Albany International Airport September Highlights

ACTIVITIES:		2019	2019	Percentage	2018	Percentage
		ACTUAL	BUDGET	Actual vs. Budget	Actual	Actual 2019 VS. 2018
<i>Enplanements</i>	Current Month	120,058	115,707	3.8%	113,139	6.1%
	Year - to - Date	1,146,937	1,122,783	2.2%	1,097,862	4.5%
<i>Aircraft Operations</i>	Current Month	4,893	5,099	-4.0%	5,098	-4.0%
	Year - to - Date	46,292	48,297	-4.2%	48,293	-4.1%
<i>Landed Weight (#)</i>	Current Month	134,203,060	133,017,578	0.9%	128,665,331	4.3%
	Year - to - Date	1,263,728,161	1,252,534,836	0.9%	1,211,552,728	4.3%
<i>Cargo, Mail & Express (Tons)</i>	Current Month	1,581	1,604	-1.4%	1,557	1.5%
	Year - to - Date	14,020	13,856	1.2%	13,859	1.2%
<i>FBO Jet A (Gallons)</i>	Current Month	88,182	93,791	-6.0%	103,321	-14.7%
	Year - to - Date	934,850	912,414	2.5%	885,839	5.5%
<i>FBO AvGas (Gallons)</i>	Current Month	7,418	5,517	34.5%	4,772	55.4%
	Year - to - Date	51,558	41,532	24.1%	40,597	27.0%
<i>AvGas Commercial (gallons)</i>	Current Month	521	5,354	-90.3%	8,064	-93.5%
	Year - to - Date	34,750	47,552	-26.9%	71,618	-51.5%
<i>FBO Into-Plane (Gallons)</i>	Current Month	1,636,560	1,565,774	4.5%	1,597,932	2.4%
	Year - to - Date	16,751,728	15,169,731	10.4%	15,481,291	8.2%
<i>FBO Deicing (Gallons)</i>	Current Month	0	0	0.0%	0	0.0%
	Year - to - Date	107,042	99,500	7.6%	139,769	-23.4%

REVENUES:

<i>Landing Fees</i>	Current Month	\$515,386	\$516,903	-0.3%	\$520,993	-1.1%
	Year - to - Date	\$4,903,280	\$4,855,993	1.0%	\$4,678,516	4.8%
<i>Terminal</i>	Current Month	\$573,266	\$538,545	6.4%	\$518,411	10.6%
	Year - to - Date	\$5,159,393	\$4,846,909	6.4%	\$4,795,851	7.6%
<i>Parking</i>	Current Month	\$1,250,979	\$1,151,398	8.6%	\$1,173,263	6.6%
	Year - to - Date	\$12,212,747	\$11,526,281	6.0%	\$11,465,282	6.5%
<i>Rental Cars</i>	Current Month	\$487,483	\$455,003	7.1%	\$478,515	1.9%
	Year - to - Date	\$4,128,798	\$3,878,832	6.4%	\$3,995,732	3.3%
<i>Food & Beverage</i>	Current Month	\$88,594	\$79,737	11.1%	\$68,439	29.4%
	Year - to - Date	\$903,563	\$736,290	22.7%	\$626,226	44.3%
<i>Retail</i>	Current Month	\$72,793	\$67,516	7.8%	\$64,271	13.3%
	Year - to - Date	\$721,977	\$670,966	7.6%	\$638,722	13.0%
<i>Departure</i>	Current Month	\$16,995	\$22,682	-25.1%	\$19,849	-14.4%
	Year - to - Date	\$154,163	\$187,071	-17.6%	\$168,440	-8.5%
<i>FBO Jet A , Net</i>	Current Month	\$149,149	\$160,220	-6.9%	\$175,786	-15.2%
	Year - to - Date	\$1,606,896	\$1,558,640	3.1%	\$1,516,140	6.0%
<i>FBO AvGas, Net</i>	Current Month	\$10,531	\$6,480	62.5%	\$5,023	109.7%
	Year - to - Date	\$52,876	\$48,778	8.4%	\$48,042	10.1%
<i>AvGas Commercial, Net</i>	Current Month	\$360	\$1,981	-81.8%	\$2,933	-87.7%
	Year - to - Date	\$14,836	\$17,594	-15.7%	\$28,222	-47.4%
<i>FBO Into-Plane</i>	Current Month	\$53,475	\$50,681	5.5%	\$52,845	1.2%
	Year - to - Date	\$521,650	\$491,013	6.2%	\$502,685	3.8%
<i>FBO Deicing, Net</i>	Current Month	\$0	\$0	0.0%	\$0	0.0%
	Year - to - Date	\$459,225	\$214,254	114.3%	\$386,076	18.9%

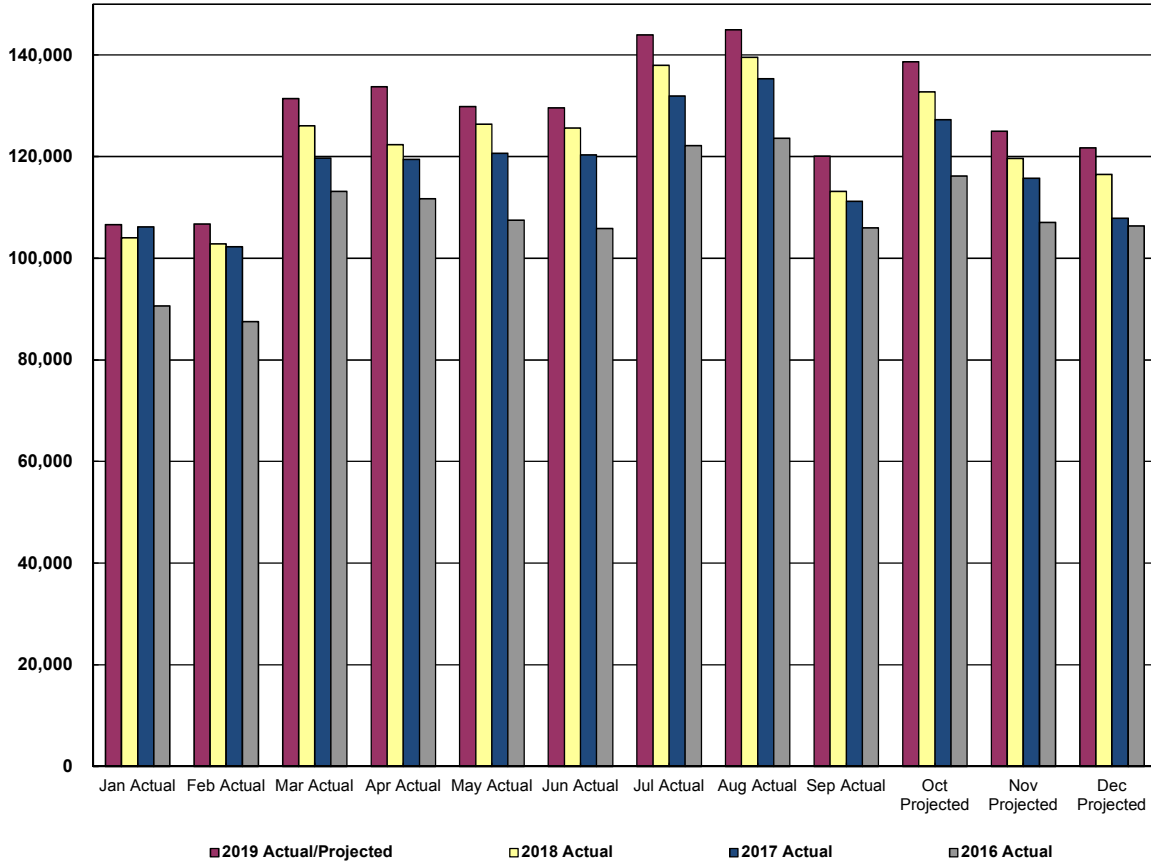
Albany International Airport September Highlights

	2019 YTD	2018	2017	2016	2015
REVENUE PER ENPLANEMENT:	PRELIMINARY	AUDITED	AUDITED	AUDITED	AUDITED
Parking	\$10.65	\$10.40	\$10.57	\$10.57	\$9.87
Rental Car	\$3.60	\$3.79	\$3.83	\$3.59	\$3.89
Food & Beverage	\$0.79	\$0.62	\$0.57	\$0.56	\$0.51
Retail	\$0.63	\$0.58	\$0.57	\$0.56	\$0.54
Departure	\$0.13	\$0.17	\$0.20	\$0.17	\$0.19

Annual Rates and Charges Summary

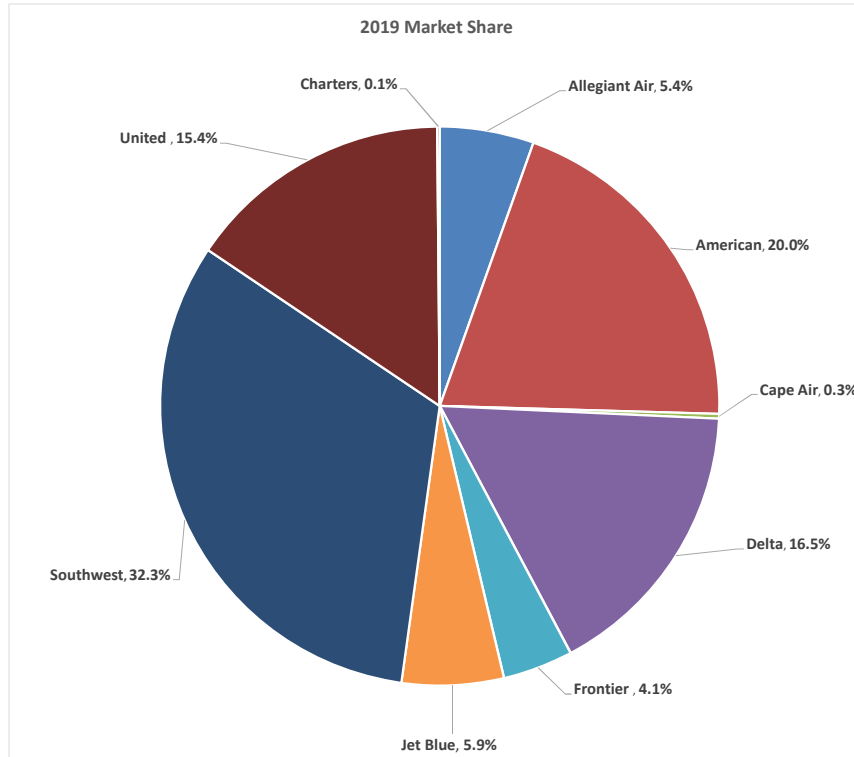
	2019	2018	2017	2016	2015
AIRLINE RATES & CHARGES:	BUDGET	AUDITED	AUDITED	AUDITED	AUDITED
Landing Fees Per 1,000 lbs. MGLW:					
Signatory	\$3.35	\$2.92	\$3.12	\$2.73	\$3.27
Non-Signatory	\$4.19	\$4.16	\$3.91	\$4.04	\$4.04
Apron Fees Per Square Foot:	\$1.48	\$1.31	\$1.33	\$1.19	\$1.52
Terminal Rental Per Square Foot:					
Signatory	\$83.59	\$86.48	\$79.86	\$81.11	\$74.63
Non-Signatory	\$104.49	\$101.96	\$100.98	\$93.48	\$93.48
Loading Bridges - Annual:	\$43,232	\$51,611	\$47,237	\$40,383	\$44,761
Cost per Enplanement :					
Airport CPE (after revenue sharing)	\$6.52	\$6.57	\$6.57	\$6.00	\$7.12

Albany International Airport Monthly Enplanements 2016-2019 For the nine months ended September 30



		2019	2019 Budget	# Variance	% Variance	2018	2019 vs. 2018	2017	2016
January	(Actual)	106,622	106,372	250	0.2%	104,011	2.5%	106,168	102,325
February	(Actual)	106,760	105,187	1,573	1.5%	102,852	3.8%	102,255	103,214
March	(Actual)	131,398	128,913	2,485	1.9%	126,052	4.2%	119,677	119,403
April	(Actual)	133,722	125,119	8,603	6.9%	122,342	9.3%	119,423	119,362
May	(Actual)	129,868	129,213	655	0.5%	126,345	2.8%	120,665	118,293
June	(Actual)	129,585	128,470	1,115	0.9%	125,618	3.2%	120,316	117,743
July	(Actual)	143,957	141,115	2,842	2.0%	137,983	4.3%	131,916	130,930
August	(Actual)	144,967	142,687	2,280	1.6%	139,520	3.9%	135,306	133,612
September	(ACTUAL)	120,058	115,707	4,351	3.8%	113,139	6.1%	111,208	115,752
October	(Projected)	138,656	135,736	2,920	2.2%	132,723	4.5%	127,281	123,374
November	(Projected)	124,987	122,355	2,632	2.2%	119,639	4.5%	115,758	115,220
December	(Projected)	121,689	119,126	2,563	2.2%	116,482	4.5%	107,862	108,206
Total		1,532,269	1,500,000	32,269	2.2%	1,466,706	4.5%	1,417,835	1,407,434
YTD Enplanements		1,146,937	1,122,783	24,154	2.2%	1,097,862	4.5%	1,066,934	1,060,634

Albany International Airport Enplanements Per Carrier For the nine months ended September 30



Carrier	Current Month		#	%	Year To Date		#	%	YTD Market Share		%
	2019	2018			Change	Change			2019	2018	
Allegiant Air	5,540	0	5,540	100.0%	62,497	0	62,497	100.0%	5.4%	0.0%	5.4%
American	10,025	8,417	1,608	19.1%	63,097	81,496	(18,399)	-22.6%	5.5%	7.4%	-1.9%
American Eagle-Air Wisconsin	0	0	0	0.0%	0	313	(313)	-100.0%	0.0%	0.0%	0.0%
American Eagle - Envoy	1,605	3,249	(1,644)	-50.6%	21,863	30,465	(8,602)	-28.2%	1.9%	2.8%	-0.9%
American Eagle-Piedmont	7,922	5,566	2,356	42.3%	66,665	33,785	32,880	97.3%	5.8%	3.1%	2.7%
American Eagle-PSA	3,789	4,367	(578)	-13.2%	47,835	32,978	14,857	45.1%	4.2%	3.0%	1.2%
American Eagle-Republic	317	0	317	100.0%	10,998	44,001	(33,003)	-75.0%	1.0%	4.0%	-3.0%
American Eagle-SkyWest	3,100	0	3,100	100.0%	19,127	0	19,127	100.0%	1.7%	0.0%	1.7%
American Eagle-TransStates	0	174	(174)	-100.0%	0	8,177	(8,177)	-100.0%	0.0%	0.7%	-0.7%
Boutique Air	0	0	0	0.0%	0	827	(827)	-100.0%	0.0%	0.1%	-0.1%
Cape Air	0	1,025	(1,025)	-100.0%	3,275	8,991	(5,716)	-63.6%	0.3%	0.8%	-0.5%
Delta	17,114	13,865	3,249	23.4%	129,645	122,233	7,412	6.1%	11.3%	11.1%	0.2%
Delta - Endeavor	1,582	5,142	(3,560)	-69.2%	12,603	7,518	5,085	67.6%	1.1%	0.7%	0.4%
Delta - Go Jet	0	1,313	(1,313)	-100.0%	13,739	14,905	(1,166)	-7.8%	1.2%	1.4%	-0.2%
Delta - Republic	0	0	0	0.0%	155	0	155	100.0%	0.0%	0.0%	0.0%
Delta - SkyWest	3,436	0	3,436	100.0%	33,548	24,089	9,459	39.3%	2.9%	2.2%	0.7%
Elite Airways	0	127	(127)	-100.0%	0	1,044	(1,044)	-100.0%	0.0%	0.1%	-0.1%
Frontier	5,456	575	4,881	848.9%	46,619	575	46,044	8007.7%	4.1%	0.1%	4.0%
Jet Blue	6,639	7,234	(595)	-8.2%	67,559	67,563	(4)	0.0%	5.9%	6.2%	-0.3%
One-Jet	0	0	0	0.0%	0	3,964	(3,964)	-100.0%	0.0%	0.4%	-0.4%
Southwest	33,290	40,751	(7,461)	-18.3%	370,113	428,356	(58,243)	-13.6%	32.3%	39.0%	-6.7%
United	11,761	10,297	1,464	14.2%	84,039	72,339	11,700	16.2%	7.3%	6.6%	0.7%
United Express - Air Wisconsin	249	1,124	(875)	-77.8%	11,426	7,593	3,833	50.5%	1.0%	0.7%	0.3%
United Exp-Commutair	7,957	8,279	(322)	-3.9%	65,060	70,177	(5,117)	-7.3%	5.7%	6.4%	-0.7%
United Exp-Express Jet	0	6	(6)	-100.0%	6,480	5,164	1,316	25.5%	0.6%	0.5%	0.1%
United Exp-Go Jet	0	0	0	0.0%	0	223	(223)	-100.0%	0.0%	0.0%	0.0%
United Express - Go Jet	0	0	0	0.0%	658	0	658	100.0%	0.1%	0.0%	0.1%
United Exp-Mesa	0	0	0	0.0%	3,904	4,335	(431)	-9.9%	0.3%	0.4%	-0.1%
United Exp-Republic	0	0	0	0.0%	650	4,042	(3,392)	-83.9%	0.1%	0.4%	-0.3%
United Exp-SkyWest	94	243	(149)	-61.3%	3,684	12,490	(8,806)	-70.5%	0.3%	1.1%	-0.8%
United Exp-TransStates	0	1,319	(1,319)	-100.0%	0	9,384	(9,384)	-100.0%	0.0%	0.9%	-0.9%
Other - Charters	182	66	116	175.8%	1,698	835	863	103.4%	0.1%	0.1%	0.1%
Total	120,058	113,139	6,919	6.1%	1,146,937	1,097,862	49,075	4.5%	100.0%	100.0%	0.0%

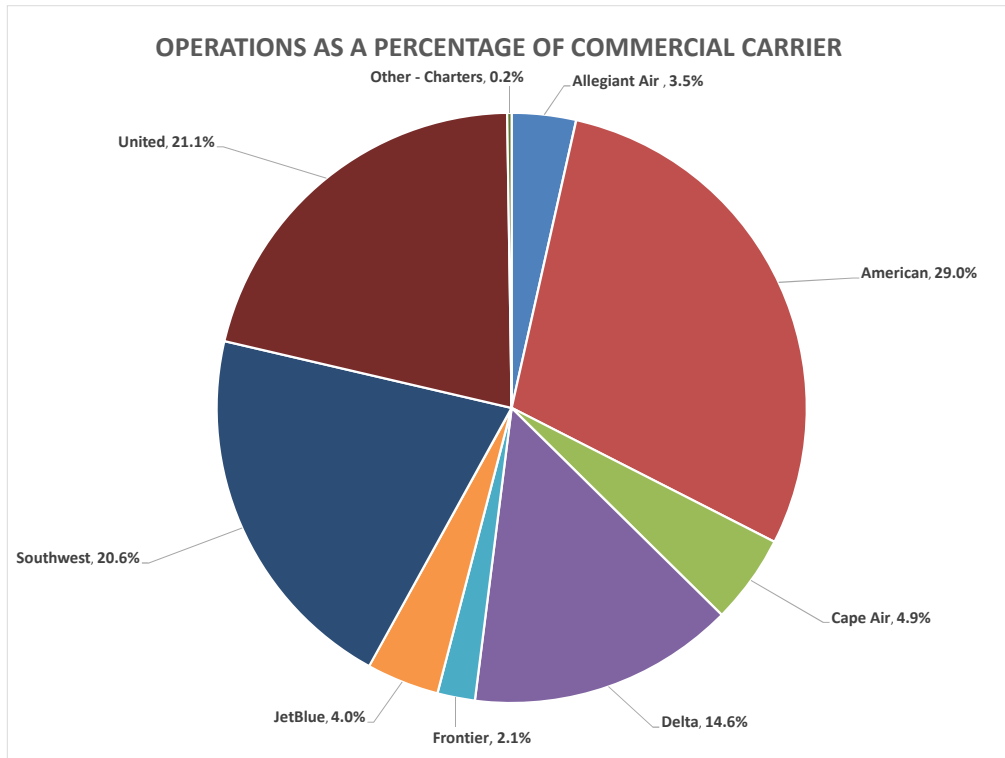
YTD Budget	YTD Actual	# Variance	% Variance
1,122,783	1,146,937	24,154	2.2%

Albany International Airport Aircraft Operations by Type For the nine months ended September 30



Type	2019	2018	% Change	2017	2016
Passenger	27,794	29,614	-6.1%	30,004	29,758
Cargo	2,718	3,074	-11.6%	3,272	3,210
Charters & Corporate	2,953	2,901	1.8%	2,038	2,384
Sub Total	33,465	35,589	-6.0%	35,314	35,352
General Aviation	10,483	10,178	3.0%	10,880	11,112
Military	2,344	2,526	-7.2%	2,289	2,357
Total	46,292	48,293	-4.1%	48,483	48,821

Albany International Airport Operations Per Carrier For the nine months ended September 30

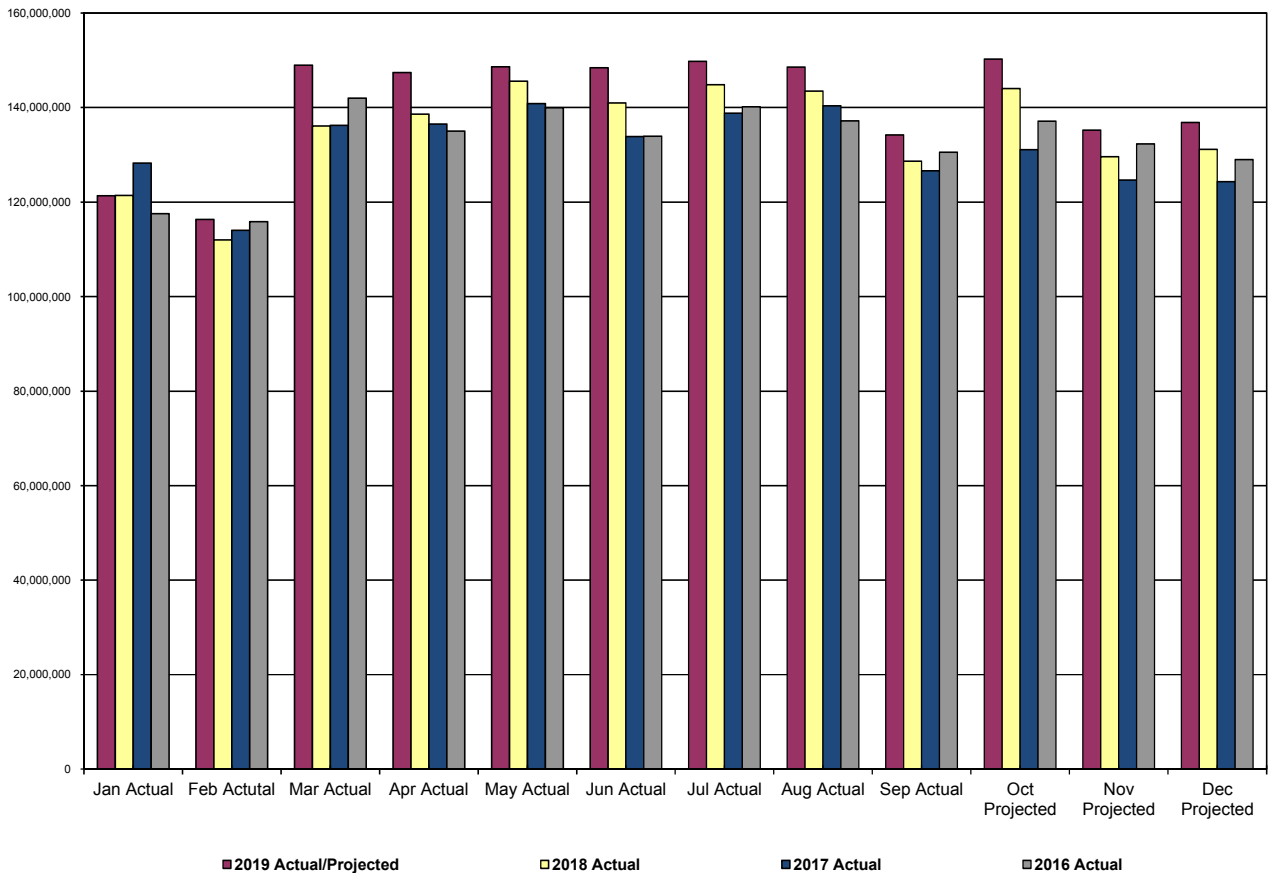


Carrier	# Sch.	Current Month				Year To Date				YTD Market Share		
		2019	2018	# Change	% Change	2019	2018	# Change	% Change	2019	2018	% Change
Allegiant Air	90	90	0	90	100.0%	978	0	978	100.0%	2.9%	0.0%	2.9%
American	154	158	168	(10)	-6.0%	1,130	1,348	-218	-16.2%	3.4%	3.8%	-0.4%
American - Air Wisconsin	0	0	0	0	0.0%	0	18	-18	-100.0%	0.0%	0.1%	-0.1%
American - Envoy	52	50	122	(72)	-59.0%	772	1,076	-304	-28.3%	2.3%	3.0%	-0.7%
American - Piedmont	386	378	264	114	43.2%	3,094	1,522	1,572	96.8%	9.2%	4.4%	4.8%
American - PSA	166	168	222	(54)	-24.3%	2,016	1,534	482	31.4%	6.0%	4.3%	1.7%
American - Republic Airways	8	8	2	6	300.0%	350	1,444	-1,094	-75.8%	1.0%	4.1%	-3.1%
American - Skywest	124	122	0	122	100.0%	692	0	692	100.0%	2.1%	0.0%	2.1%
American - Trans States	0	0	8	(8)	-100.0%	0	374	-374	-100.0%	0.0%	1.1%	-1.1%
Boutique Air	0	0	0	0	0.0%	0	502	-502	-100.0%	0.0%	1.4%	-1.4%
Cape Air	0	0	356	(356)	-100.0%	1,356	3,104	-1,748	-56.3%	4.1%	8.7%	-4.6%
Delta	286	288	230	58	25.2%	2,162	2,074	88	4.2%	6.5%	5.8%	0.7%
Delta - Endeavor	46	46	158	(112)	-70.9%	376	278	98	35.3%	1.1%	0.8%	0.3%
Delta - Express Jet	0	0	0	0	0.0%	0	2	-2	-100.0%	0.0%	0.0%	0.0%
Delta - Go Jet	0	0	42	(42)	-100.0%	466	464	2	0.4%	1.4%	1.3%	0.1%
Delta-Republic	0	0	2	(2)	-100.0%	14	8	6	75.0%	0.0%	0.0%	0.0%
Delta - Sky West	100	100	2	98	4900.0%	1,044	984	60	6.1%	3.1%	2.8%	0.3%
Elite Airlines	0	0	12	(12)	-100.0%	0	92	-92	-100.0%	0.0%	0.3%	-0.3%
Frontier	80	76	8	68	850.0%	574	8	566	7075.0%	1.7%	0.0%	1.7%
JetBlue	120	118	120	(2)	-1.7%	1,106	1,084	22	2.0%	3.3%	3.0%	0.3%
One Jet	0	0	0	0	0.0%	0	744	-744	-100.0%	0.0%	2.1%	-2.1%
Southwest	494	494	610	(116)	-19.0%	5,726	6,560	-834	-12.7%	17.1%	18.4%	-1.3%
United	220	220	176	44	25.0%	1,388	1,114	274	24.6%	4.1%	3.1%	1.0%
United Air Wisconsin	10	10	56	(46)	-82.1%	518	354	164	46.3%	1.5%	1.0%	0.5%
United - Commut Air	416	416	406	10	2.5%	3,236	3,408	-172	-5.0%	9.7%	9.6%	0.1%
United - Express Jet	2	2	4	(2)	-50.0%	394	284	110	38.7%	1.2%	0.8%	0.4%
United - Go Jet	0	0	0	0	0.0%	20	8	12	150.0%	0.1%	0.0%	0.1%
United - Mesa	0	0	0	0	0.0%	124	134	-10	-7.5%	0.4%	0.4%	0.0%
United - Republic Airways	0	0	0	0	0.0%	30	128	-98	-76.6%	0.1%	0.4%	-0.3%
United - SkyWest	4	4	10	(6)	-60.0%	162	458	-296	-64.6%	0.5%	1.3%	-0.8%
United - Trans States	0	0	56	(56)	-100.0%	0	430	-430	-100.0%	0.0%	1.2%	-1.2%
Other - Charters	6	6	6	0	0.0%	66	26	40	153.8%	0.2%	0.1%	0.2%
Subtotal	2,764	2,754	3,040	(286)	-9.4%	27,794	29,614	-1,820	-6.1%	83.1%	83.2%	-0.1%

DHL - Ameriflight, Inc.	42	38	4	10.5%	388	390	-2	-0.5%	1.2%	1.1%	0.1%
Federal Express	40	40	0	0.0%	396	386	10	2.6%	1.2%	1.1%	0.1%
Federal Express - Wiggins Airways	124	164	(40)	-24.4%	1,312	1,676	-364	-21.7%	3.9%	4.7%	-0.8%
United Parcel Service	68	74	(6)	-8.1%	622	622	0	0.0%	1.9%	1.7%	0.2%
Subtotal	274	316	(42)	-13.3%	2,718	3,074	-356	-11.6%	8.1%	8.6%	-0.5%

Charter, Corporate & Diversions	271	262	9	3.4%	2,953	2,901	52	1.8%	8.8%	8.2%	0.6%
Total	3,299	3,618	(319)	-8.8%	33,465	35,589	-2,124	-6.0%	100.0%	100.0%	0.0%

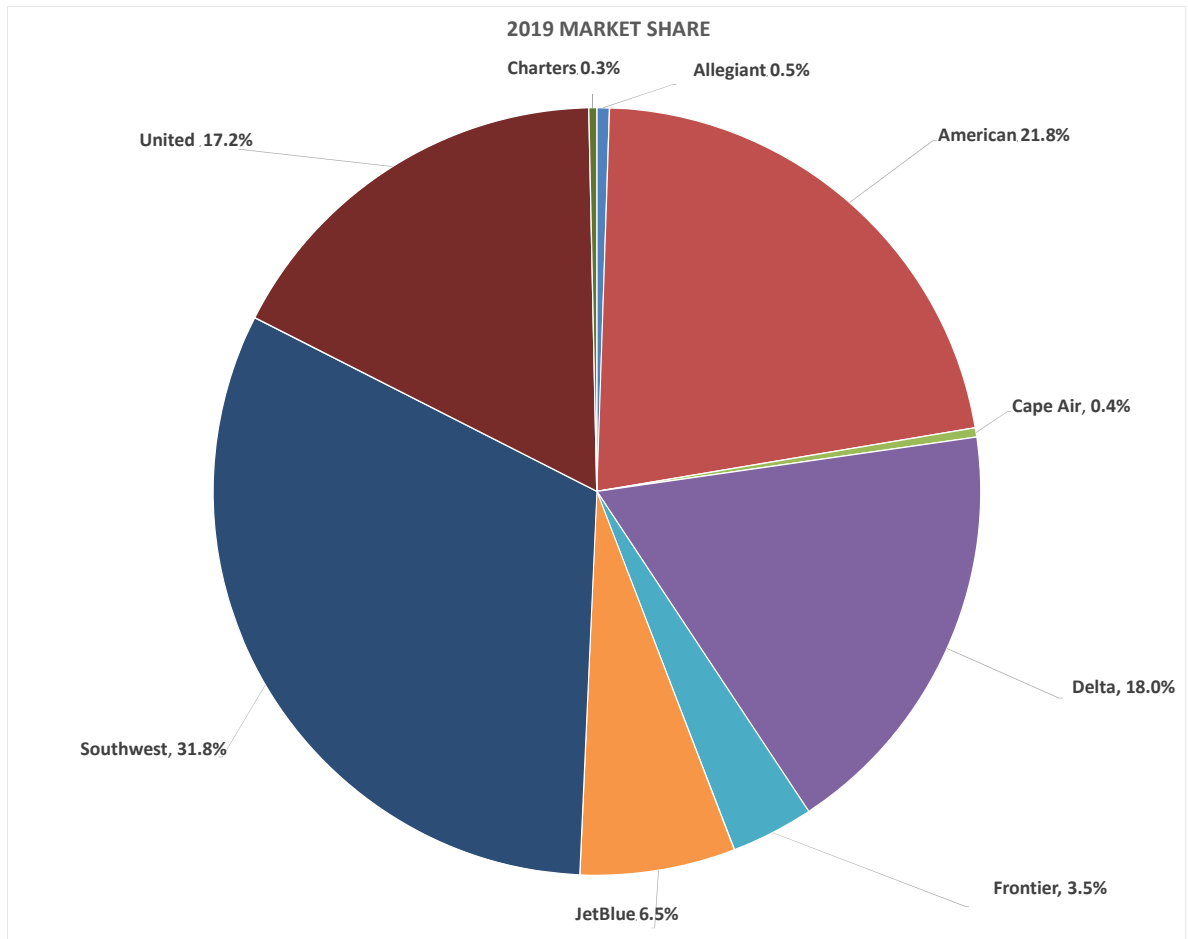
Albany International Airport Landed Weights 2016 - 2019 For the nine months ended September 30



		2019	2019 Budget	2019 Variance	2018	2019 vs. 2018	2017	2016
January	(Actual)	121,373,829	125,515,413	(4,141,584)	121,408,632	0.0%	128,222,843	117,525,483
February	(Actual)	116,327,437	115,761,286	566,151	111,973,654	3.9%	114,046,534	115,840,308
March	(Actual)	148,943,975	140,696,948	8,247,027	136,093,437	9.4%	136,249,073	142,019,773
April	(Actual)	147,433,306	143,280,167	4,153,139	138,592,135	6.4%	136,505,291	135,028,314
May	(Actual)	148,624,852	150,472,077	(1,847,224)	145,548,731	2.1%	140,846,914	139,980,749
June	(Actual)	148,440,298	145,739,073	2,701,225	140,970,587	5.3%	133,835,433	133,960,121
July	(Actual)	149,788,017	149,711,669	76,348	144,813,203	3.4%	138,796,395	140,184,045
August	(Actual)	148,593,387	148,340,625	252,762	143,487,018	3.6%	140,343,697	137,206,202
September	(ACTUAL)	134,203,060	133,017,578	1,185,482	128,665,331	4.3%	126,632,991	130,566,058
October	(Projected)	150,240,943	148,910,201	1,330,742	144,037,958	4.3%	131,118,304	137,092,985
November	(Projected)	135,211,021	134,013,405	1,197,616	129,628,576	4.3%	124,636,868	132,288,190
December	(Projected)	136,816,393	135,604,558	1,211,835	131,167,667	4.3%	124,327,179	128,999,178
Total		1,685,996,518	1,671,063,000	14,933,518	1,616,386,930	4.3%	1,575,561,523	1,590,691,408

YTD Landed Weight 1,263,728,161 1,252,534,836 11,193,325 1,211,552,728 4.3% 1,195,479,171 1,192,311,055

Albany International Airport Landed Weights Per Carrier For the nine months ended September



Carrier	Current Month		#	%	Year To Date		#	%	YTD Market Share		%
	2019	2018			2019	2018			2019	2018	
Allegiant	6,302,997	0	6,302,997	100.0%	68,141,310	0	68,141,310	100.0%	5.4%	0.0%	5.4%
American	11,082,704	11,571,198	(488,494)	-4.2%	78,563,519	95,230,511	(16,666,991)	-17.5%	6.2%	7.9%	-1.6%
American Eagle	18,994,600	15,501,967	3,492,633	22.5%	183,745,710	176,238,649	7,507,062	4.3%	14.5%	14.5%	0.0%
Boutique Air	0	0	0	0.0%	0	2,489,923	(2,489,923)	-100.0%	0.0%	0.2%	-0.2%
Cape Air	0	1,219,300	(1,219,300)	-100.0%	4,644,301	10,631,198	(5,986,897)	-56.3%	0.4%	0.9%	-0.5%
Delta	19,319,200	15,893,502	3,425,698	21.6%	146,437,507	138,397,616	8,039,892	5.8%	11.6%	11.4%	0.2%
Delta Connection	5,482,301	7,431,111	(1,948,810)	-26.2%	69,387,639	52,268,538	17,119,101	32.8%	5.5%	4.3%	1.2%
Elite Airlines	0	282,000	(282,000)	-100.0%	0	2,182,000	(2,182,000)	-100.0%	0.0%	0.2%	-0.2%
Frontier	5,403,525	568,791	4,834,734	100.0%	41,778,387	568,791	41,209,596	100.0%	3.3%	0.0%	3.3%
JetBlue	8,418,985	8,531,880	(112,895)	-1.3%	78,571,907	77,071,315	1,500,592	1.9%	6.2%	6.4%	-0.1%
One Jet	0	0	0	0.0%	0	11,115,418	(11,115,418)	-100.0%	0.0%	0.9%	-0.9%
Southwest	32,496,000	41,588,000	(9,092,000)	-21.9%	381,871,200	435,544,399	(53,673,199)	-12.3%	30.2%	35.9%	-5.7%
United	16,750,540	13,918,961	2,831,579	100.0%	104,433,194	86,862,453	17,570,741	20.2%	8.3%	7.2%	1.1%
United Expresses	9,581,006	11,795,622	(2,214,616)	-18.8%	102,077,681	121,330,417	(19,252,737)	-15.9%	8.1%	10.0%	-1.9%
Charters/Divisions	371,200	363,000	8,200	2.3%	4,075,804	1,621,500	2,454,304	151.4%	0.3%	0.1%	0.2%
Total	134,203,060	128,665,331	5,537,728	4.3%	1,263,728,161	1,211,552,728	52,175,433	4.3%	100.0%	100.0%	0.0%

YTD Budget	YTD Actual	# Variance	% Variance
1,252,534,836	1,263,728,161	11,193,325	0.9%

Albany International Airport

Cargo, Mail & Express Handled by Carrier

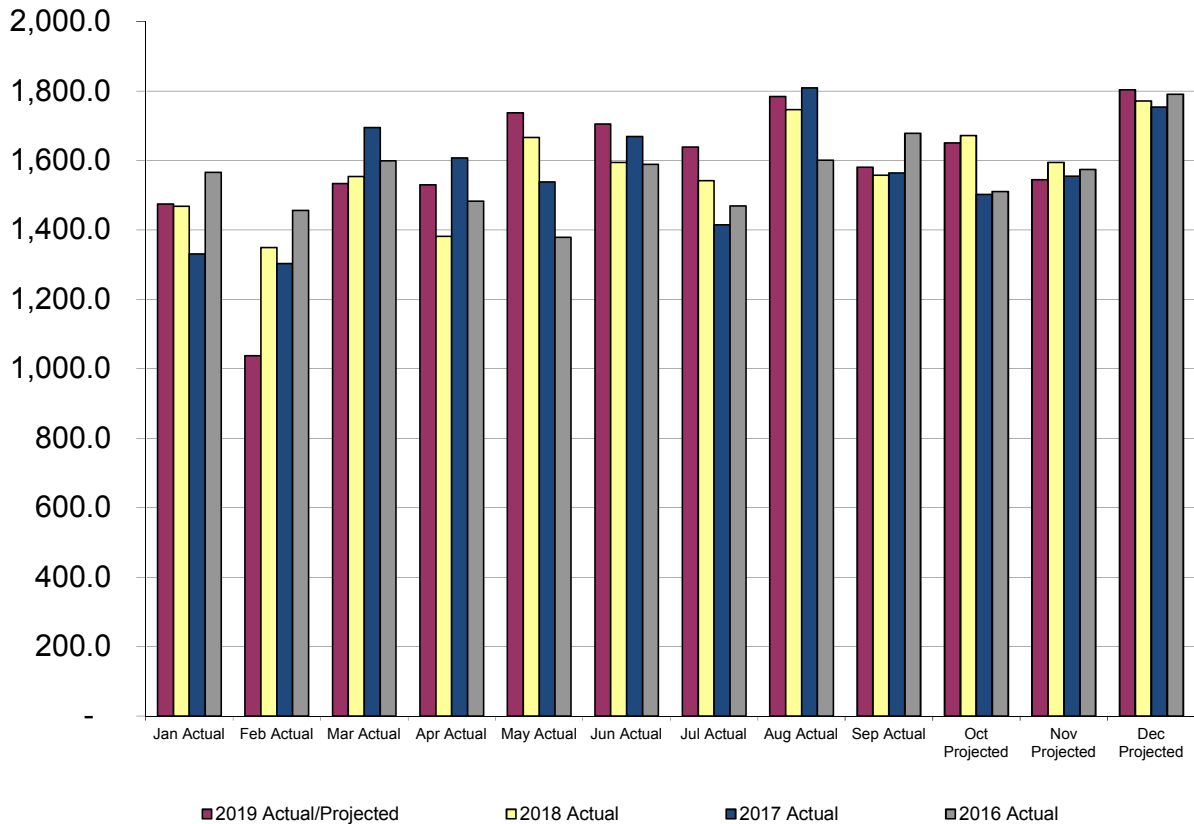
For the nine months ended September 30

(In Tons)

	CARGO		19 vs. 18	MAIL & EXPRESS		19 vs. 18
	2019	2018	% Change	2019	2018	% Change
January	926.34	906.25	2.2%	547.91	561.55	-2.4%
February	540.45	867.99	-37.7%	496.76	481.10	3.3%
March	939.26	985.47	-4.7%	594.27	568.51	4.5%
April	929.33	871.82	6.6%	600.63	509.85	17.8%
May	984.11	1,011.26	-2.7%	753.02	655.23	14.9%
June	883.57	970.52	-9.0%	820.97	624.09	31.5%
July	942.71	940.60	0.2%	695.91	600.88	15.8%
August	963.63	1,039.71	-7.3%	820.55	706.45	16.2%
September	834.83	925.13	-9.8%	745.74	632.21	18.0%
October		1,023.92	-100.0%		647.75	-100.0%
November		976.95	-100.0%		617.48	-100.0%
December		928.31	-100.0%		842.98	-100.0%
Total	7,944.23	8,518.75	-6.7%	6,075.76	5,339.87	13.8%
Total Fiscal Year		12,039.20			6,700.28	

Carrier	Cargo, Mail & Express		19 vs. 18	Cargo, Mail & Express	
	2019	2018	% Change	2017	2016
American	0.18	1.51	-87.9%	26.07	38.45
American - Air Wisconsin	0.00	0.08	-100.0%	0.91	3.68
American - Envoy	0.95	0.58	62.7%	0.22	2.82
American - Piedmont	19.52	1.97	889.9%	1.48	2.08
American - PSA	18.34	8.39	118.6%	1.83	0.38
American - Republic Airways	0.02	0.00	0.0%	0.06	0.01
American - Skywest	140.32	0.00	0.0%	0.02	0.31
American - Trans States	0.00	1.25	0.0%	0.06	0.00
Delta	63.17	89.17	-29.2%	50.37	62.78
Southwest	277.80	275.92	0.7%	365.51	355.99
United	4.51	29.02	-84.5%	11.57	1.59
Airline Subtotal	524.79	407.89	28.7%	458.11	468.08
DHL - Ameriflight, Inc.	368.55	400.72	-8.0%	452.58	319.04
Federal Express	6,462.97	6,784.90	-4.7%	6,924.33	7,140.50
Federal Express - Wiggins Airways	504.51	702.68	-28.2%	799.61	954.32
United Parcel Serv	6,159.17	5,562.42	10.7%	5,294.95	4,935.00
Subtotal Cargo	13,495.20	13,450.72	0.3%	13,471.46	13,348.85
Total	14,019.99	13,858.62	1.2%	13,929.58	13,816.93
Total Fiscal Year		18,739.48		18,692.11	19,372.93

Albany International Airport Cargo, Mail & Express 2016 - 2019 For the nine months ended September 30



(In tons)		2019	Budget 2019	# Variance	% Variance	2018	2019 vs. 2018	2017	2016
January	(Actual)	1,474.3	1,461.6	12.7	0.9%	1,467.8	0.4%	1,330.9	1,565.4
February	(Actual)	1,037.2	1,364.6	(327.4)	-24.0%	1,349.1	-23.1%	1,303.2	1,455.6
March	(Actual)	1,533.5	1,561.7	(28.1)	-1.8%	1,554.0	-1.3%	1,694.5	1,598.4
April	(Actual)	1,530.0	1,509.0	21.0	1.4%	1,381.7	10.7%	1,607.6	1,482.5
May	(Actual)	1,737.1	1,642.5	94.7	5.8%	1,666.5	4.2%	1,537.5	1,379.0
June	(Actual)	1,704.5	1,574.3	130.3	8.3%	1,594.6	6.9%	1,669.2	1,588.9
July	(Actual)	1,638.6	1,508.9	129.8	8.6%	1,541.5	6.3%	1,414.4	1,468.6
August	(Actual)	1,784.2	1,630.3	153.9	9.4%	1,746.2	2.2%	1,808.9	1,601.0
September	(ACTUAL)	1,580.6	1,603.7	(23.1)	-1.4%	1,557.3	1.5%	1,563.4	1,677.6
October	(Projected)	1,650.6	1,631.4	19.3	1.2%	1,671.7	-1.3%	1,502.2	1,510.3
November	(Projected)	1,544.2	1,526.2	18.0	1.2%	1,594.4	-3.1%	1,554.4	1,574.1
December	(Projected)	1,803.1	1,782.0	21.0	1.2%	1,771.3	1.8%	1,753.3	1,790.7
		19,017.9	18,796.0	221.9	1.2%	18,896.0	0.6%	18,739.5	18,692.1
YTD Cargo, Mail, & Express		14,020.0	13,856.4	163.6	1.2%	13,858.6	1.2%	13,929.6	13,816.9

***** UNAUDITED - FOR INTERNAL REVIEW*****



Airport Revenues

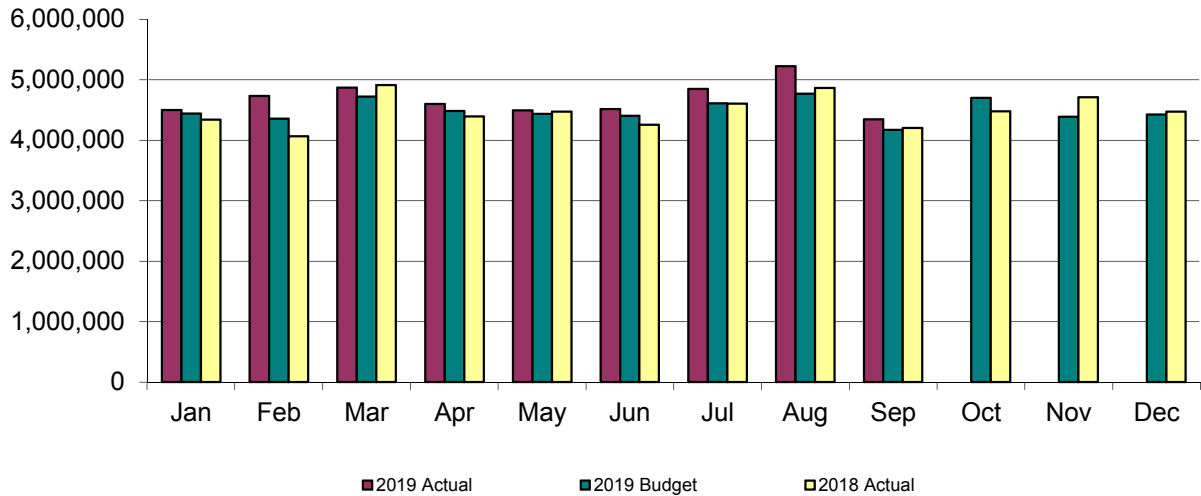
ALBANY COUNTY AIRPORT AUTHORITY
For the Nine Months Ending Monday, September 30, 2019

	2019	September 2019			September 2018 Actual	2019 Actual/ Prior Year Variance %	
	Adopted FY Budget	Budget YTD	Actual YTD	Variance YTD			Variance %
AIRLINE REVENUES							
COMMERCIAL							
Landing Fees	\$5,619,263	\$4,211,883	\$4,272,007	\$60,123	1.43%	\$4,056,297	5.32%
Airline Apron Fees	749,370	568,213	604,416	36,203	6.37%	520,940	16.02%
Glycol Disposal Fee	360,052	228,951	238,754	9,803	4.28%	312,467	-23.59%
CARGO							
Landing Fee	581,234	424,495	412,273	(12,222)	-2.88%	417,584	-1.27%
TERMINAL							
Loading Bridges	562,011	421,508	518,784	97,276	23.08%	452,743	14.59%
Space Rental	5,900,535	4,425,401	4,640,609	215,207	4.86%	4,343,108	6.85%
FBO							
Into Plane Fees	666,474	491,013	521,650	30,637	6.24%	502,685	3.77%
Fuel Farm Fee	626,337	463,354	489,016	25,662	5.54%	461,315	6.00%
TOTAL AIRLINE REVENUES	15,065,276	11,234,818	11,697,509	462,691	4.12%	11,067,137	5.70%
NON-AIRLINE REVENUES							
AIRFIELD							
General Av Landing Fees	276,222	219,615	219,000	(615)	-0.28%	204,635	7.02%
Aircraft Parking Fees	206,657	165,674	150,179	(15,494)	-9.35%	152,198	-1.33%
Tenant Maintenance	35,000	27,460	33,361	5,901	21.49%	50,161	-33.49%
Total Airfield	517,879	412,749	402,540	(10,209)	-2.47%	406,994	-1.09%
TERMINAL							
FIS Facility Use Fee	0	0	0	0	0.00%	1,520	-100.00%
Utility Reimbursement	24,000	17,962	17,929	(32)	-0.18%	18,027	-0.54%
Tenant Maintenance	25,000	18,468	5,362	(13,106)	-70.97%	18,512	-71.03%
Space Rent - Non Airline	737,745	553,972	554,595	623	0.11%	546,903	1.41%
Food & Beverage	1,000,812	736,290	903,564	167,274	22.72%	814,570	10.93%
Retail	887,626	670,966	721,977	51,011	7.60%	638,722	13.03%
Advertising	300,000	222,841	223,369	528	0.24%	223,655	-0.13%
Foreign Currency	26,600	19,950	8,867	(11,083)	-55.56%	19,950	-55.56%
Payphones	2,141	1,766	933	(833)	-47.18%	1,551	-39.87%
ATM	36,803	27,739	26,087	(1,652)	-5.96%	26,510	-1.60%
Museum Shop	256,092	187,071	154,163	(32,908)	-17.59%	168,440	-8.48%
Operating Permits	212,385	159,810	231,311	71,501	44.74%	155,697	48.56%
Vending Machines	33,215	25,623	23,784	(1,839)	-7.18%	24,962	-4.72%
Baggage Cart Rentals	7,000	5,250	11,725	6,475	123.34%	5,250	123.34%
Total Terminal	3,549,419	2,647,707	2,883,665	235,958	8.91%	2,664,269	8.23%
GROUND TRANSPORTATION							
Parking	15,283,333	11,526,281	12,212,747	686,466	5.96%	11,465,282	6.52%
Rental Cars	5,177,978	3,878,832	4,128,798	249,966	6.44%	3,995,732	3.33%
Access Fees	330,970	253,656	234,870	(18,786)	-7.41%	247,215	-4.99%
TNCs	200,000	150,000	266,614	116,614	77.74%	92,194	189.19%
Garage Space Rent	89,765	67,324	68,749	1,425	2.12%	65,358	5.19%
Total Ground Transportation	21,082,046	15,876,092	16,911,777	1,035,685	6.52%	15,865,780	6.59%

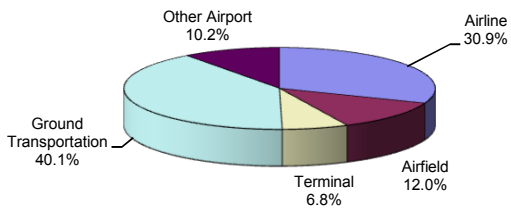
ALBANY COUNTY AIRPORT AUTHORITY
For the Nine Months Ending Monday, September 30, 2019

	2019	September 2019			September 2018	2019 Actual/ Prior Year Variance %
	Adopted FY Budget	Budget YTD	Actual YTD	Variance YTD		
OTHER AIRPORT						
Telephone System -	71,000	54,948	50,492	(4,456)	-8.11%	53,057 -4.83%
Building Rental	110,882	88,981	95,424	6,442	7.24%	93,406 2.16%
Control Tower Rental	665,776	499,332	499,332	0	0.00%	499,332 0.00%
Air Cargo Facility	922,420	712,815	677,088	(35,727)	-5.01%	682,227 -0.75%
State Executive Hangar	1,247,083	935,312	935,312	0	0.00%	935,312 0.00%
T Hangars	100,328	75,246	81,346	6,099	8.11%	75,942 7.11%
Tie Downs	4,176	3,132	3,194	62	1.97%	3,132 1.97%
AV Gas Fuel Sales	41,068	32,227	30,416	(1,811)	-5.62%	30,271 0.48%
FBO Properties	387,384	293,456	269,544	(23,912)	-8.15%	280,663 -3.96%
Industrial Park	568,282	425,141	423,965	(1,176)	-0.28%	413,011 2.65%
Land Rental	314,289	235,771	245,522	9,751	4.14%	234,811 4.56%
Eclipse Hangar	331,373	248,375	249,302	927	0.37%	30,890 707.05%
Hangar Rental	526,833	395,452	383,661	(11,791)	-2.98%	373,657 2.68%
Internet and Cable Access	7,680	5,760	5,760	0	0.00%	7,520 -23.40%
Fingerprinting	26,000	19,500	35,322	15,822	81.14%	22,336 58.14%
Tenant Maintenance	1,000	750	6,964	6,214	828.61%	178 3821.99%
Purchasing Proposals	5,000	3,750	490	(3,260)	-86.93%	855 -42.69%
Ebay/Scrap/Equipment	15,000	11,250	5,164	(6,086)	-54.09%	6,732 -23.29%
Utility Reimbursement	170,000	131,718	131,101	(617)	-0.47%	125,263 4.66%
Reim of Property Taxes	42,883	42,883	27,804	(15,079)	-35.16%	42,883 -35.16%
Other	70,000	52,500	73,575	21,075	40.14%	69,850 5.33%
Total Other Airport	5,628,458	4,268,301	4,230,779	(37,523)	-0.88%	3,981,328 6.27%
TOTAL NON AIRLINE REVENUES						
	30,777,801	23,204,849	24,428,760	1,223,911	5.27%	22,918,371 6.59%
TOTAL REVENUES	45,843,078	34,439,667	36,126,269	1,686,602	4.90%	33,985,509 6.30%

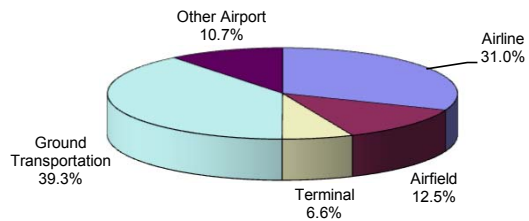
Albany International Airport Operating Revenue For the nine months ended September 30



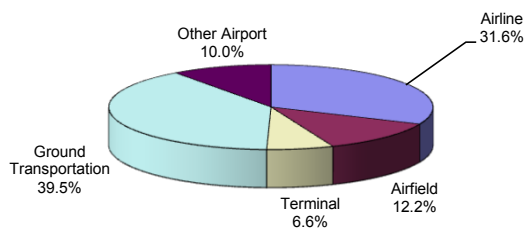
YTD 2019 Actual



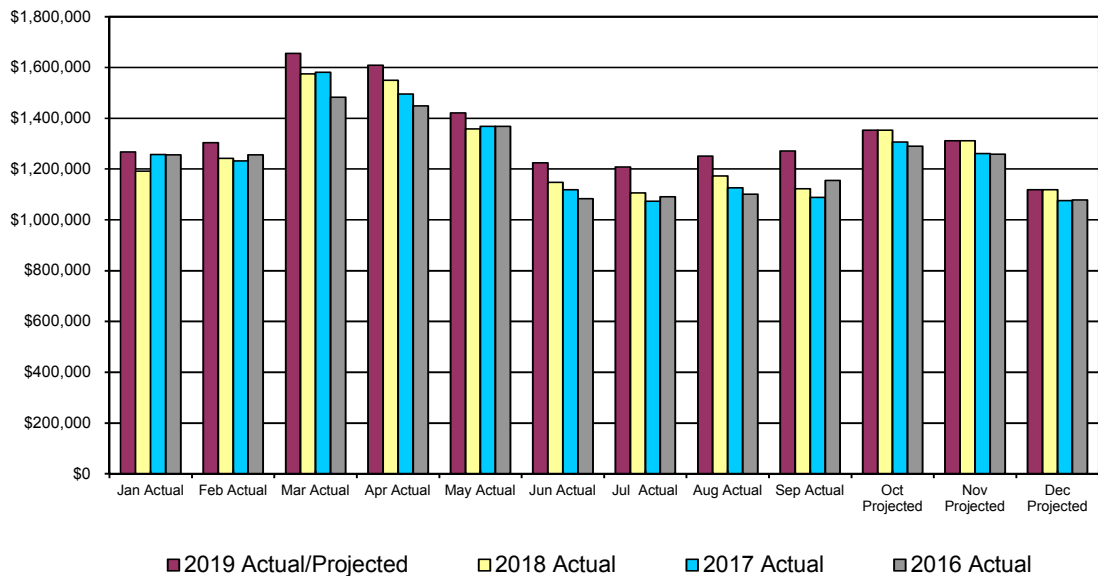
YTD 2019 Budget



YTD 2018 Actual



Albany International Airport Public Parking Revenues 2016-2019 For the nine months ended September 30

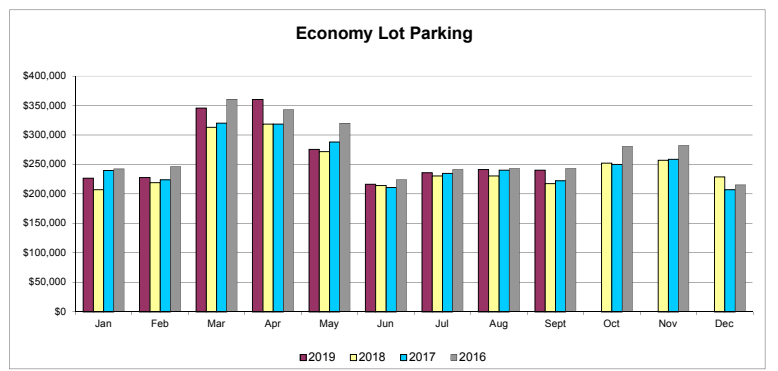
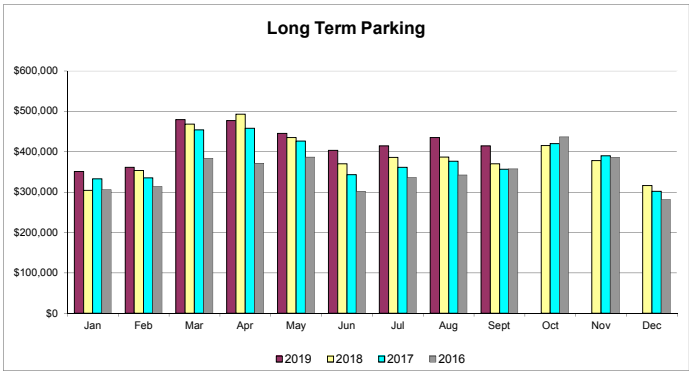
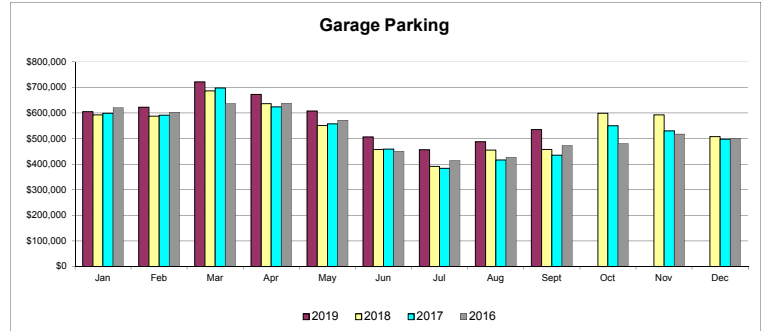
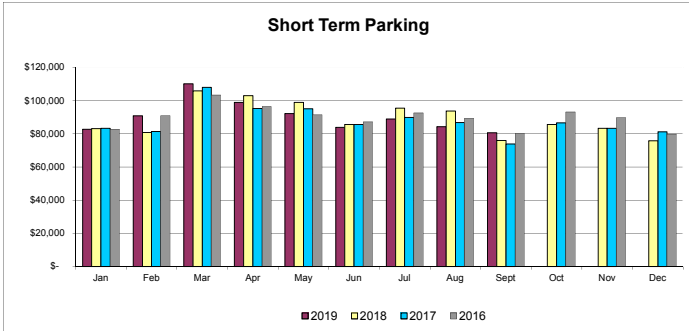


YTD Revenues	2019	% of Total Revenues	2018	2019 vs. 2018	2017	2016
Cash	\$1,151,071	9.4%	\$1,112,664	3.5%	\$1,202,025	\$1,318,277
Credit Cards	3,546,525	29.0%	1,754,705	102.1%	1,640,919	1,565,042
Express Credit Card Machine	4,459,726	36.5%	5,624,653	-20.7%	5,565,909	5,569,801
Express EZ Pass	2,464,621	20.2%	2,587,302	-4.7%	2,561,708	2,424,813
EZ Pass	550,334	4.5%	343,561	60.2%	326,862	324,072
Misc Parking Revenue (*)	40,470	0.3%	42,397	-4.5%	44,126	41,164
Total Rev handled at the Parking Location	\$12,212,747	100.0%	\$11,465,282	135.8%	\$11,341,548	\$11,243,169

(*) Employee Parking, Over/Short, and adjustments

	2019	2019 Budget	2019 Variance	2018	2019 vs. 2018	2017	2016
January (Actual)	\$1,267,193	\$1,253,225	\$13,968	\$1,191,119	6.4%	\$1,257,733	\$1,255,963
February (Actual)	1,304,356	1,263,036	41,320	1,241,645	5.1%	1,232,330	1,255,458
March (Actual)	1,656,049	1,570,286	85,763	1,574,995	5.1%	1,581,307	1,483,347
April (Actual)	1,609,555	1,521,748	87,807	1,550,273	3.8%	1,495,565	1,449,407
May (Actual)	1,421,577	1,386,547	35,030	1,358,290	4.7%	1,368,602	1,368,289
June (Actual)	1,224,225	1,133,472	90,753	1,147,240	6.7%	1,118,414	1,083,242
July (Actual)	1,207,722	1,107,479	100,243	1,106,181	9.2%	1,073,350	1,091,119
August (Actual)	1,250,979	1,151,398	99,581	1,173,263	6.6%	1,125,907	1,101,308
September (ACTUAL)	1,271,091	1,139,091	132,000	1,122,276	13.3%	1,088,340	1,155,036
October (Projected)	1,353,320	1,337,356	15,964	1,353,320	0.0%	1,306,746	1,290,474
November (Projected)	1,310,935	1,303,496	7,439	1,310,935	0.0%	1,260,873	1,258,315
December (Projected)	1,118,544	1,116,198	2,346	1,118,544	0.0%	1,076,105	1,078,518
Total	\$16,193,554	\$15,283,333	\$712,214	\$15,248,081	6.2%	\$14,985,272	\$14,870,476
YTD Revenues	\$12,212,747	\$11,526,281	\$686,466	\$11,465,282	6.5%	\$11,341,548	\$11,243,169
YTD Enplanements	1,146,937	1,007,076	139,861	1,097,862	4.5%	1,066,934	1,060,634
Revenue Per Enplanement:	\$10.65	\$11.45	(\$0.80)	\$10.44	2.0%	\$10.63	\$10.60

Albany International Airport Public Parking by Parking Lots 2016-2019 For the nine months ended September 30



Current Month

	2019	2019 Budget	2019 Variance	2018	2019 vs. 2018	2017	2016
Short Term	\$ 80,614	\$ 77,902	\$ 2,712	\$ 76,092	5.9%	\$ 73,950	\$ 80,170
Long Term	414,621	366,930	47,691	370,058	12.0%	356,641	357,636
Garage	535,507	462,244	73,263	457,789	17.0%	435,313	472,901
E Lot	239,956	231,028	8,928	217,626	10.3%	222,341	242,755
Employee Parking	1,055	987	68	1,270	-16.9%	467	1,179
Customer Adjustments	(330)	0	(330)	(774)	-57.4%	(482)	76
Short/Over	(332)	0	(332)	215	-254.4%	110	319
Total	\$ 1,271,091	\$ 1,139,091	\$ 132,000	\$ 1,122,276	13.3%	\$ 1,088,340	\$ 1,155,036

YTD Revenues

	2019	2019 Budget	2019 Variance	2018	2019 vs. 2018	2017	2016
Short Term	\$ 812,476	\$ 824,588	\$ (12,112)	\$ 822,848	-1.3%	\$ 799,505	\$ 814,430
Long Term	3,781,240	3,420,997	360,243	3,565,927	6.0%	3,443,386	3,100,256
Garage	5,214,641	4,875,832	338,809	4,817,483	8.2%	4,761,903	4,829,442
E Lot	2,368,887	2,362,872	6,015	2,221,582	6.6%	2,297,897	2,463,170
Employee Parking	39,739	41,992	(2,253)	42,701	-6.9%	40,775	40,618
Customer Adjustments	(3,415)	0	(3,415)	(5,600)	-39.0%	(2,075)	(4,147)
Short/Over	(821)	0	(821)	341	-340.7%	157	(600)
Total	\$ 12,212,747	\$ 11,526,281	\$ 686,466	\$ 11,465,282	6.5%	\$ 11,341,548	\$ 11,243,169

Parking Activity 2019

Monthly Totals

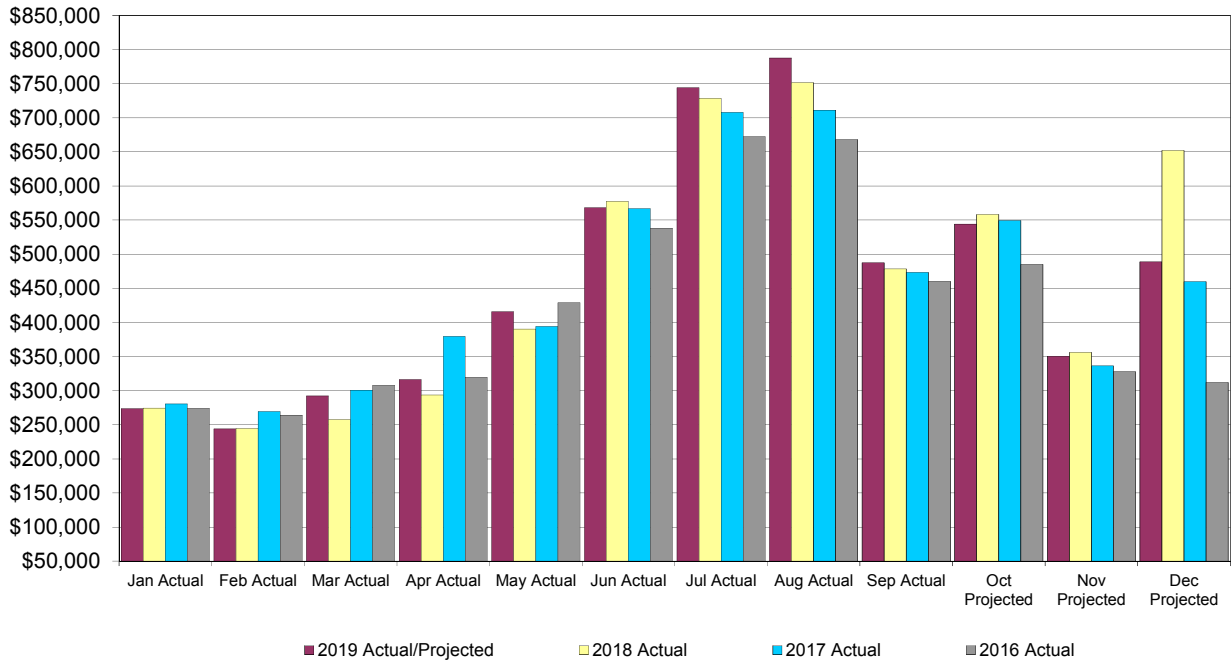
	SHORT TERM / LOT A				GARAGE				LONG TERM / LOT D				ECONOMY / LOT E				Total
	#	\$	\$/#	%	#	\$	\$/#	%	#	\$	\$/#	%	#	\$	\$/#	%	\$
January	20,887	\$82,689	\$3.96	6.5%	11,539	\$604,822	\$52.42	47.8%	8,748	\$351,086	\$40.13	27.8%	5,695	\$226,529	\$39.78	17.9%	\$1,265,126
February	17,919	\$90,794	\$5.07	7.0%	11,268	\$622,790	\$55.27	47.8%	9,848	\$361,504	\$36.71	27.8%	6,376	\$227,542	\$35.69	17.5%	\$1,302,630
March	23,766	\$110,128	\$4.63	6.6%	13,265	\$721,200	\$54.37	43.5%	12,653	\$479,618	\$37.91	29.0%	9,490	\$345,487	\$36.41	20.9%	\$1,656,433
April	24,208	\$98,905	\$4.09	6.2%	12,661	\$672,231	\$53.09	41.8%	12,645	\$476,999	\$37.72	29.7%	9,957	\$359,991	\$36.15	22.4%	\$1,608,126
May	25,378	\$92,244	\$3.63	6.5%	12,912	\$607,673	\$47.06	42.8%	11,729	\$445,189	\$37.96	31.3%	8,156	\$275,670	\$33.80	19.4%	\$1,420,776
June	26,824	\$83,877	\$3.13	6.9%	10,600	\$506,347	\$47.77	41.8%	9,885	\$403,283	\$40.80	33.3%	6,511	\$216,424	\$33.24	17.9%	\$1,209,931
July	31,499	\$88,870	\$2.82	7.4%	9,210	\$456,013	\$49.51	38.2%	9,267	\$414,245	\$44.70	34.7%	6,469	\$235,984	\$36.48	19.7%	\$1,195,112
August	30,044	\$84,355	\$2.81	6.8%	9,915	\$488,058	\$49.22	39.1%	9,771	\$434,695	\$44.49	34.8%	6,723	\$241,304	\$35.89	19.3%	\$1,248,412
September	22,172	\$80,614	\$3.64	6.3%	11,067	\$535,507	\$48.39	42.1%	9,781	\$414,621	\$42.39	32.6%	7,000	\$239,956	\$34.28	18.9%	\$1,270,698
October																	
November																	
December																	
Total	222,697	\$812,476	\$3.65	6.7%	102,437	\$5,214,641	\$50.91	42.8%	94,327	\$3,781,240	\$40.09	31.1%	66,377	\$2,368,887	\$35.69	19.5%	\$12,177,244

Parking Activity 2019

Cummulative Totals

	SHORT TERM / LOT A				GARAGE				LONG TERM / LOT D				ECONOMY / LOT E				Total
	#	\$	\$/#	%	#	\$	\$/#	%	#	\$	\$/#	%	#	\$	\$/#	%	\$
January	20,887	\$82,689	\$3.96	6.5%	11,539	\$604,822	\$52.42	47.8%	8,748	\$351,086	\$40.13	27.8%	5,695	\$226,529	\$39.78	17.9%	\$1,265,126
February	38,806	\$173,483	\$4.47	6.8%	22,807	\$1,227,612	\$53.83	47.8%	18,596	\$712,590	\$38.32	27.8%	12,071	\$454,071	\$37.62	17.7%	\$2,567,756
March	62,572	\$283,611	\$4.53	6.7%	36,072	\$1,948,812	\$54.03	46.1%	31,249	\$1,192,208	\$38.15	28.2%	21,561	\$799,558	\$37.08	18.9%	\$4,224,189
April	86,780	\$382,516	\$4.41	6.6%	48,733	\$2,621,043	\$53.78	44.9%	43,894	\$1,669,207	\$38.03	28.6%	31,518	\$1,159,549	\$36.79	19.9%	\$5,832,315
May	112,158	\$474,760	\$4.23	6.5%	61,645	\$3,228,716	\$52.38	44.5%	55,623	\$2,114,396	\$38.01	29.2%	39,674	\$1,435,219	\$36.18	19.8%	\$7,253,091
June	138,982	\$558,637	\$4.02	6.6%	72,245	\$3,735,063	\$51.70	44.1%	65,508	\$2,517,679	\$38.43	29.7%	46,185	\$1,651,643	\$35.76	19.5%	\$8,463,022
July	170,481	\$647,507	\$3.80	6.7%	81,455	\$4,191,076	\$51.45	43.4%	74,775	\$2,931,924	\$39.21	30.4%	52,654	\$1,887,627	\$35.85	19.5%	\$9,658,134
August	200,525	\$731,862	\$3.65	6.7%	91,370	\$4,679,134	\$51.21	42.9%	84,546	\$3,366,619	\$39.82	30.9%	59,377	\$2,128,931	\$35.85	19.5%	\$10,906,546
September	222,697	\$812,476	\$3.65	6.7%	102,437	\$5,214,641	\$50.91	42.8%	94,327	\$3,781,240	\$40.09	31.1%	66,377	\$2,368,887	\$35.69	19.5%	\$12,177,244
October																	
November																	
December																	

Albany International Airport Rental Car Revenues 2016-2019 For the nine months ended September 30



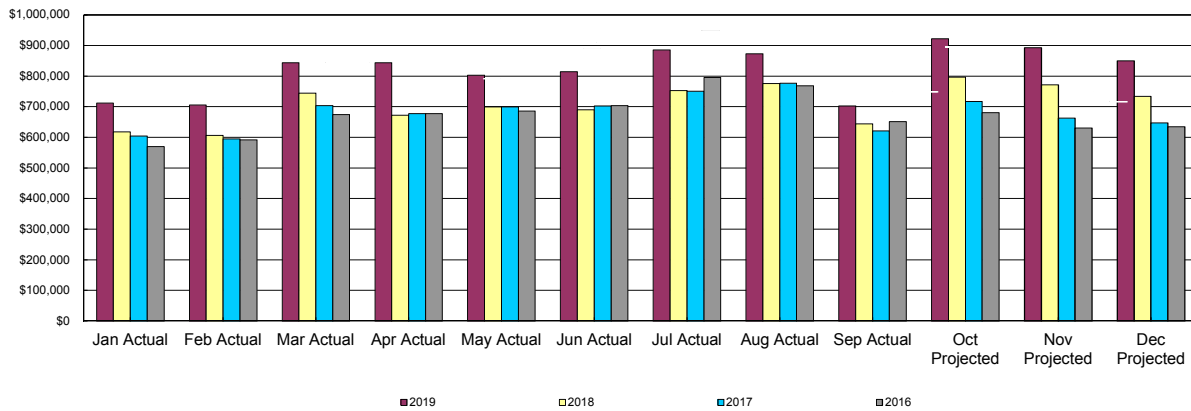
YTD Revenues		2019	2019 Budget	2019 Variance	2018	2019 vs. 2018	2017	2016
On Airport Rental Car Rev		\$4,100,726	\$3,739,407	\$361,319	\$3,831,427	\$269,300	\$3,906,097	\$3,802,257
Off Airport Rental Car Rev		28,100	139,424	(111,324)	164,305	(136,205)	176,332	129,951
Total YTD		\$4,128,826	\$3,878,832	\$249,995	\$3,995,732	\$133,094	\$4,082,427	\$3,932,206
		2019	2019 Budget	2019 Variance	2018	2019 vs. 2018	2017	2016
January (Actual)		\$273,534	\$267,859	\$5,675	\$274,396	-0.3%	\$280,610	\$274,115
February (Actual)		243,850	251,570	(7,720)	244,464	-0.3%	269,050	263,953
March (Actual)		292,438	280,085	12,353	257,554	13.5%	300,825	307,890
April (Actual)		316,211	321,266	(5,055)	293,529	7.7%	379,319	319,224
May (Actual)		415,543	392,036	23,507	390,188	6.5%	394,053	428,748
June (Actual)		568,224	542,589	25,635	577,170	-1.5%	566,799	537,901
July (Actual)		743,889	680,263	63,626	728,505	2.1%	707,627	672,335
August (Actual)		787,627	688,162	99,465	751,410	4.8%	711,095	667,716
September (ACTUAL)		487,483	455,003	32,480	478,515	1.9%	473,049	460,324
October (Projected)		544,084	511,144	32,940	557,914	-2.5%	549,416	484,966
November (Projected)		350,171	328,971	21,200	356,094	-1.7%	336,262	328,000
December (Projected)		488,613	459,032	29,582	652,180	-25.1%	459,637	312,090
Total		5,511,667	\$5,177,978	\$333,689	5,561,921	-0.9%	\$5,427,741	\$5,057,262
YTD Revenues		\$4,128,798	\$3,878,832	\$249,967	\$3,995,732	3.3%	\$4,082,427	\$3,932,206
YTD Enplanements		1,146,937	1,007,076	139,861	1,097,862	4.5%	1,066,934	1,060,634
Revenue Per Enplanement:		\$3.60	\$3.85	-\$0.25	\$3.64	-1.1%	\$3.83	\$3.71

Albany International Airport

Food & Beverage Sales & Revenues 2016-2019

For the nine months ended September 30

Gross Food & Beverage Sales



Sales per Enplanement:		Jan	Feb	Mar	Apr	May	June	July	Aug	Sept	Oct	Nov	Dec	YTD
2019	HMS Host	\$4.33	\$4.45	\$4.43	\$4.37	\$4.17	\$4.45	\$4.27	\$4.11	\$3.92				\$4.28
	OHM	\$2.35	\$2.16	\$1.99	\$1.94	\$2.02	\$1.84	\$1.88	\$1.91	\$1.93				\$2.00
	Total 2019	\$6.68	\$6.61	\$6.42	\$6.31	\$6.18	\$6.29	\$6.15	\$6.02	\$5.85	\$0.00	\$0.00	\$0.00	\$6.28

Sales per Enplanement:		Jan	Feb	Mar	Apr	May	June	July	Aug	Sept	Oct	Nov	Dec	YTD
2018	McDonalds	\$1.11	\$1.10	\$1.33	\$1.23	\$1.21	\$1.21	\$1.23	\$1.25	\$1.23	\$1.08	\$0.93	\$0.94	\$1.21
	HMS Host	\$4.11	\$4.14	\$4.48	\$4.13	\$4.21	\$4.11	\$4.01	\$4.11	\$4.27	\$4.06	\$3.79	\$3.66	\$4.17
	Greenleaf's	\$0.28	\$0.25	\$0.00	\$0.00	\$0.00	\$0.00	\$0.00	\$0.00	\$0.00	\$0.00	\$0.00	\$0.00	\$0.06
	OHM	\$0.00	\$0.00	\$0.10	\$0.21	\$0.21	\$0.23	\$0.24	\$0.23	\$0.19	\$0.86	\$1.73	\$1.71	\$0.16
	Villa	\$0.44	\$0.41	\$0.00	\$0.00	\$0.00	\$0.00	\$0.00	\$0.00	\$0.00	\$0.00	\$0.00	\$0.00	\$0.09
	Total 2018	\$5.94	\$5.90	\$5.91	\$5.57	\$5.63	\$5.55	\$5.48	\$5.59	\$5.69	\$6.00	\$6.45	\$6.30	\$5.70

Sales per Enplanement:		Jan	Feb	Mar	Apr	May	June	July	Aug	Sept	Oct	Nov	Dec	YTD
2017	McDonalds	\$1.06	\$1.05	\$1.00	\$1.01	\$0.96	\$0.97	\$0.95	\$0.97	\$0.94	\$0.91	\$1.01	\$1.04	\$0.99
	HMS Host	\$3.78	\$3.81	\$3.94	\$3.72	\$3.96	\$4.02	\$3.75	\$3.81	\$3.81	\$3.92	\$4.00	\$4.26	\$3.85
	Greenleaf's	\$0.38	\$0.45	\$0.46	\$0.45	\$0.40	\$0.39	\$0.44	\$0.43	\$0.37	\$0.35	\$0.30	\$0.26	\$0.42
	Villa	\$0.47	\$0.51	\$0.47	\$0.49	\$0.48	\$0.47	\$0.54	\$0.54	\$0.46	\$0.45	\$0.41	\$0.44	\$0.49
	Total 2017	\$5.69	\$5.82	\$5.88	\$5.67	\$5.80	\$5.84	\$5.69	\$5.74	\$5.58	\$5.64	\$5.73	\$6.00	\$5.75

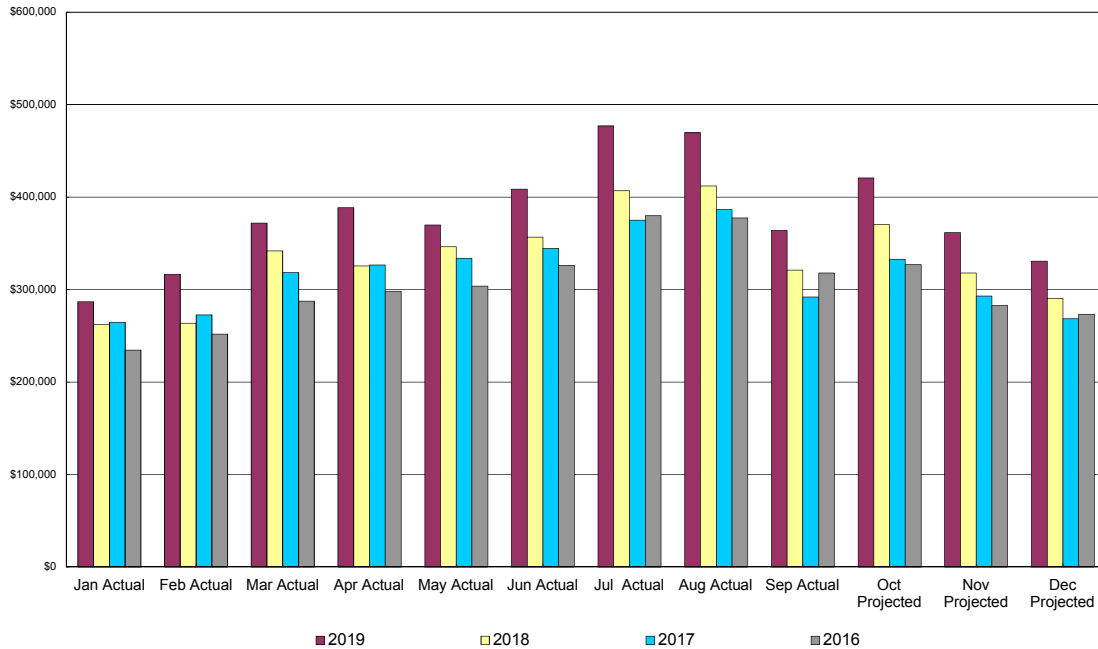
Sales per Enplanement:		Jan	Feb	Mar	Apr	May	June	July	Aug	Sept	Oct	Nov	Dec	YTD
2016	McDonalds	\$0.96	\$0.98	\$0.92	\$0.96	\$0.91	\$0.94	\$1.01	\$0.97	\$0.97	\$0.97	\$0.99	\$1.03	\$0.96
	HMS Host	\$3.74	\$3.79	\$3.76	\$3.72	\$3.91	\$4.00	\$4.03	\$3.79	\$3.84	\$3.73	\$3.60	\$3.94	\$3.84
	Greenleaf's	\$0.42	\$0.45	\$0.46	\$0.47	\$0.46	\$0.48	\$0.45	\$0.41	\$0.37	\$0.37	\$0.39	\$0.37	\$0.44
	Villa	\$0.46	\$0.51	\$0.50	\$0.54	\$0.52	\$0.55	\$0.59	\$0.58	\$0.46	\$0.45	\$0.49	\$0.53	\$0.52
	Total 2016	\$5.57	\$5.73	\$5.64	\$5.68	\$5.80	\$5.97	\$6.08	\$5.75	\$5.63	\$5.52	\$5.47	\$5.86	\$5.76

ACAA Food & Beverage Revenues

		2019	2019	2019	2018	2019 vs.	2017	2016
		Budget	Variance	2018	2018	2017	2016	
January	(Actual)	\$89,647	\$72,615	\$17,032	\$59,517	50.6%	\$57,444	\$54,811
February	(Actual)	88,953	73,143	15,810	59,536	49.4%	57,118	56,890
March	(Actual)	106,302	85,450	20,852	74,351	43.0%	68,502	65,702
April	(Actual)	106,136	77,711	28,425	67,265	57.8%	65,228	65,817
May	(Actual)	102,957	82,531	20,426	70,417	46.2%	67,955	66,960
June	(Actual)	101,748	81,707	20,041	69,137	47.2%	68,162	68,057
July	(Actual)	110,146	90,729	19,417	76,437	44.1%	71,600	76,561
August	(Actual)	109,080	92,667	16,414	81,127	34.5%	75,973	74,763
September	(ACTUAL)	88,594	79,737	8,857	68,439	29.4%	62,093	65,090
October	(Projected)	111,850	91,143	20,706	88,479	26.4%	73,404	68,546
November	(Projected)	111,923	91,203	20,720	98,121	14.1%	68,188	70,403
December	(Projected)	100,845	82,176	18,669	89,705	12.4%	68,271	51,597
Total		1,228,181	\$1,000,812	\$227,369	\$902,530	36.1%	\$803,939	\$785,197
YTD Revenues		\$903,563	\$736,290	\$167,274	\$626,226	44.3%	\$594,076	\$594,651
YTD Enplanements		1,146,937	1,007,076	139,861	1,097,862	4.5%	1,066,934	1,060,634
Revenue Per Enplanement:		\$0.79	\$0.73	\$0.06	\$0.57	38.6%	\$0.56	\$0.56

Albany International Airport Retail Sales & Revenues 2016-2019 For the nine months ended September 30

Gross Retail Sales



	Jan	Feb	Mar	Apr	May	Jun	Jul	Aug	Sept	Oct	Nov	Dec	YTD
Sales per Enplanement:													
2019	\$2.69	\$2.97	\$2.83	\$2.91	\$2.85	\$3.15	\$3.31	\$3.24	\$3.03				\$3.00
2018	\$2.52	\$2.56	\$2.71	\$2.70	\$2.79	\$2.87	\$2.96	\$2.97	\$2.84	\$2.79	\$2.66	\$2.50	\$2.77
2017	\$2.49	\$2.67	\$2.66	\$2.74	\$2.77	\$2.87	\$2.84	\$2.86	\$2.63	\$2.61	\$2.53	\$2.49	\$2.72
2016	\$2.29	\$2.44	\$2.41	\$2.50	\$2.57	\$2.77	\$2.90	\$2.83	\$2.75	\$2.65	\$2.45	\$2.53	\$2.61

ACAA Retail Revenues

		2019	2019	2018	2019 vs.	2017	2016	
		2019	Budget	Variance	2018	2018	2016	
January	(Actual)	\$67,806	\$66,042	\$1,764	\$62,868	7.9%	\$65,706	\$65,583
February	(Actual)	63,328	55,385	7,943	52,723	20.1%	55,583	55,584
March	(Actual)	74,379	71,868	2,511	68,414	8.7%	63,695	57,541
April	(Actual)	88,164	79,348	8,816	75,535	16.7%	75,478	69,653
May	(Actual)	74,028	72,771	1,257	69,274	6.9%	66,785	60,783
June	(Actual)	81,744	74,971	6,773	71,368	14.5%	68,968	65,255
July	(Actual)	105,823	96,447	9,376	91,812	15.3%	85,180	85,995
August	(Actual)	93,912	86,620	7,292	82,457	13.9%	77,344	75,532
September	(ACTUAL)	72,793	67,516	5,277	64,271	13.3%	58,406	63,581
October	(Projected)	95,476	88,730	6,746	84,466	13.0%	76,689	75,432
November	(Projected)	71,899	66,819	5,080	63,608	13.0%	58,637	56,553
December	(Projected)	65,757	61,111	4,646	58,174	13.0%	50,063	55,583
Total		\$955,109	\$887,626	\$67,483	\$844,970	13.0%	\$802,534	\$787,075
YTD Revenues		\$721,977	\$670,966	\$51,011	\$638,722	13.0%	\$617,145	\$599,507
YTD Enplanements		1,146,937	1,007,076	139,861	1,097,862	4.5%	1,066,934	1,060,634
Revenue Per Enplanement:		\$0.63	\$0.67	(\$0.04)	\$0.58	8.6%	\$0.58	\$0.57

**** UNAUDITED - FOR INTERNAL REVIEW****



AvPort Airport Operations

Albany County Airport Authority
Summary of AvPorts Expenses

	2019	September 2019				September 2018 Actual	2019 Actual/ & Prior Year Variance %
	Adopted FY Budget	Budget YTD	Actual YTD	Variance YTD	Variance %		
EXPENSES BY CATEGORY							
Personal Services	\$ 7,805,707	\$ 5,821,137	\$ 5,590,765	\$ 230,372	3.96%	\$ 5,280,804	-5.87%
Employee Benefits	3,694,377	2,781,182	2,562,517	218,665	7.86%	2,477,243	-3.44%
Utilities & Communications	2,019,051	1,656,321	1,399,895	256,427	15.48%	1,539,727	9.08%
Purchased Services							
Insurance	269,656	264,344	306,572	(42,228)	-15.97%	262,719	-16.69%
Public Safety	309,107	237,797	267,490	(29,693)	100.00%	225,580	-18.58%
Albany County Sheriffs	2,731,859	2,048,894	2,048,894	0	0.00%	1,970,742	-3.97%
Parking Valet Service	350,000	271,128	350,863	(79,736)	-29.41%	284,443	-23.35%
Employee Shuttle	25,000	12,500	15,000	(2,500)	-100.00%	12,500	-20.00%
Ground Transportation	0	0	33,600	(33,600)	-100.00%	0	100.00%
Janitorial	479,141	359,356	410,477	(51,122)	-14.23%	396,733	-3.46%
Public Communications	518,420	379,573	363,935	15,638	4.12%	380,128	4.26%
Special Studies	34,200	25,650	2,992	22,658	88.34%	12,378	75.83%
Professional Services	498,000	373,500	335,524	37,976	10.17%	347,919	3.56%
Total Purchased Services	5,215,383	3,972,742	4,135,347	(162,607)	-4.09%	3,893,142	-6.22%
Material & Supplies							
Airfield	914,500	672,471	486,141	186,331	27.71%	577,628	15.84%
Buildings	2,020,884	1,513,011	1,899,129	(386,118)	-25.52%	1,680,214	-13.03%
Grounds	874,185	743,465	546,250	197,216	26.53%	527,658	-3.52%
Vehicles	652,900	467,969	366,159	101,810	21.76%	402,319	8.99%
Total Material & Supplies	4,462,469	3,396,916	3,297,679	99,239	2.92%	3,187,819	-3.45%
Office Administration							
Office	212,248	157,103	84,835	72,269	46.00%	79,270	-7.02%
Administration	601,950	464,196	469,675	(5,479)	-1.18%	502,344	6.50%
Total Expenses	\$ 24,011,185	\$ 18,249,597	\$ 17,540,713	\$ 708,886	3.88%	\$ 16,960,349	-3.42%

DEPARTMENT SUMMARY (DIRECT & INDIRECT)

Direct Cost Centers							
Airfield	\$ 3,408,313	\$ 2,572,396	\$ 2,155,132	\$ 417,264	16.22%	\$ 2,414,654	10.75%
Terminal	5,575,507	4,278,439	4,341,031	(62,592)	-1.46%	4,216,417	-2.96%
Loading Bridges	311,452	233,447	233,465	(18)	-0.01%	249,143	6.29%
Parking	4,725,138	3,628,009	3,399,894	228,115	6.29%	3,064,832	-10.93%
Landside	1,271,568	1,002,992	1,058,806	(55,814)	-5.56%	918,063	-15.33%
Total Direct Cost Centers	15,291,978	11,715,283	11,188,328	526,955	4.50%	10,863,109	-2.99%
Indirect Cost Center							
ARFF	2,144,562	1,606,903	1,497,706	109,197	6.80%	1,384,601	-8.17%
Operations	1,005,988	755,222	783,980	(28,757)	-3.81%	747,150	-4.93%
Security	3,152,170	2,365,070	2,307,829	57,241	2.42%	2,255,515	-2.32%
Vehicles & Equipment	1,505,340	1,124,597	975,465	149,132	13.26%	1,058,362	7.83%
Airport Mgmt Administration	911,147	682,521	787,405	(104,884)	-15.37%	651,611	-20.84%
Total Indirect Cost Centers	8,719,207	6,534,313	6,352,385	181,929	2.78%	6,097,239	-4.18%
Total Expenses	\$ 24,011,185	\$ 18,249,596	\$ 17,540,713	\$ 708,884	3.88%	\$ 16,960,348	-3.42%

ALBANY COUNTY AIRPORT AUTHORITY
Detail of AvPorts Departments
For the Nine Months Ending Monday, September 30, 2019

	Total Annual Budget	This Month Budget	This Month Actual	Var this Mo To Budget	Year to Date Budget	Year to Date Actual	Var this Yr to Budget
EXPENSES							
Personal Services							
11000 Salaries	\$7,088,746	\$545,288	\$495,892	\$49,396	\$5,316,559	\$4,896,196	\$420,363
12010 Overtime 1.5	678,976	50,065	62,762	(12,698)	475,355	659,031	(183,676)
12020 Overtime 2.0	37,985	1,238	110	1,129	29,222	35,537	(6,315)
Total Personal Services	7,805,707	596,591	558,764	37,827	5,821,137	5,590,765	230,372
Employee Benefits							
21000 Social Security	563,085	51,532	41,475	10,057	423,116	414,498	8,618
22000 Health Insurance	2,173,435	181,120	168,518	12,601	1,630,076	1,517,325	112,751
24000 Medical Exams	21,600	1,800	645	1,155	16,200	11,211	4,989
25000 Uniforms & Laundry	46,700	3,892	4,752	(860)	35,025	38,671	(3,646)
25005 Uniform Purchases	32,600	1,832	747	1,085	22,390	15,336	7,054
26010 Disability Insurance	135,481	11,290	18,195	(6,905)	101,611	124,668	(23,057)
26020 Unemployment Insurance	52,123	399	46	353	51,064	43,629	7,436
26030 Workers Compensation	506,275	42,190	29,463	12,727	379,706	265,163	114,543
29001 Airport & FBO 401K	163,078	14,803	13,564	1,239	121,994	132,017	(10,023)
Total Employee Benefits	3,694,377	308,857	277,405	31,452	2,781,182	2,562,517	218,665
Utilities & Communications							
31000 Electric	1,456,250	100,108	60,729	39,379	1,162,577	929,459	233,118
33000 Natural Gas	273,500	8,252	9,434	(1,181)	227,131	199,191	27,940
34000 Sewer	92,400	0	0	0	92,400	79,331	13,069
35000 Water	106,150	53,075	68,393	(15,318)	106,150	131,136	(24,986)
36010 Telephone Charges-Local	13,870	1,156	1,141	15	10,403	10,279	123
36011 Tele Chg-Long Dist	675	56	33	23	506	394	112
36012 Telephone - Sheriff	4,200	350	336	14	3,150	3,018	132
36017 Payphones-Annual & Mo Serv	21,271	1,773	1,031	742	15,953	9,209	6,744
36018 Payphones-Monthly Usage	300	25	22	3	225	190	35
36020 Telephone Repairs	5,000	417	0	417	3,750	3,345	405
36030 Telephone-Cellular	42,000	3,500	5,013	(1,513)	31,500	31,130	370
36040 Paging Service	0	0	0	0	0	348	(348)
36060 Cable Television	3,435	286	1,591	(1,305)	2,576	2,864	(288)
Total Utilities & Communications	2,019,051	168,998	147,723	21,275	1,656,321	1,399,895	256,427
PURCHASED SERVICES							
Insurance							
42010 Airport Liability Insurance	5,750	479	485	(6)	4,313	4,361	(49)
42020 Automotive Insurance	68,378	5,615	6,333	(718)	68,378	77,061	(8,683)
42060 Property Insurance	180,028	15,559	18,507	(2,949)	180,028	212,103	(32,075)
42095 Insurance Claims	15,500	1,292	0	1,292	11,625	13,047	(1,422)
Total Insurance	269,656	22,944	25,325	(2,381)	264,344	306,572	(42,228)
Public Safety							
44000 Public Safety	2,731,859	227,655	227,655	0	2,048,894	2,048,894	0
44005 Outside Security Services	298,107	34,231	51,089	(16,857)	229,547	260,737	(31,190)
44010 Armored Car Service	11,000	917	2,322	(1,405)	8,250	6,753	1,497
44020 Parking Valet Service	350,000	21,612	36,270	(14,659)	271,128	350,863	(79,736)
44030 Employee Shuttle Service	25,000	0	0	0	12,500	15,000	(2,500)
44035 Ground Transportation	0	0	0	0	0	33,600	(33,600)
Total Public Safety	3,415,966	284,415	317,335	(32,921)	2,570,319	2,715,847	(145,528)

ALBANY COUNTY AIRPORT AUTHORITY
Detail of AvPorts Departments
For the Nine Months Ending Monday, September 30, 2019

	Total Annual Budget	This Month Budget	This Month Actual	Var this Mo To Budget	Year to Date Budget	Year to Date Actual	Var this Yr to Budget
Janitorial							
45000 Janitorial Services	413,081	34,423	51,016	(16,593)	309,811	360,299	(50,488)
45010 Refuse Removal Services	66,060	5,505	260	5,245	49,545	50,179	(634)
Total Janitorial	479,141	39,928	51,277	(11,348)	359,356	410,477	(51,122)
Public Communications							
46012 Artistic Exhibits	100,817	10,519	11,559	(1,040)	79,966	70,266	9,700
46013 Museum Shop	266,471	23,036	16,855	6,180	186,258	180,324	5,934
46020 Passenger Information Booth	151,132	12,594	12,594	0	113,349	113,346	3
Total Public Communications	518,420	46,149	41,008	5,141	379,573	363,935	15,638
Studies							
47000 Special Studies	22,000	1,833	0	1,833	16,500	0	16,500
47010 GIS Services	12,200	1,017	0	1,017	9,150	2,992	6,158
Total Studies	34,200	2,850	0	2,850	25,650	2,992	22,658
Professional Services							
49010 Architectural	40,000	3,333	688	2,646	30,000	681	29,319
49020 Engineering Services	33,000	2,750	0	2,750	24,750	17,343	7,407
49040 Professional Management	425,000	35,417	35,417	0	318,750	317,500	1,250
Total Professional Services	498,000	41,500	36,104	5,396	373,500	335,524	37,976
Total Purchased Services	5,215,383	437,787	471,050	(33,264)	3,972,741	4,135,348	(162,607)
MATERIALS & SUPPLIES							
Airfield							
51010 Fencing	10,000	0	0	0	8,451	2,775	5,677
51011 Airfield Lighting	100,000	30,195	0	30,195	82,651	18,800	63,851
51014 Pavement Repairs	10,000	833	0	833	7,500	133	7,367
51015 Apron Maintenance	50,000	10,864	238	10,627	35,068	57,807	(22,740)
51016 Runway Painting	40,000	0	20,070	(20,070)	32,943	20,070	12,873
51017 Airfield Shop Supplies	25,000	2,083	3,570	(1,487)	18,750	20,113	(1,364)
51019 Snow Removal Supplies	250,000	0	0	0	155,569	140,259	15,310
51020 Rubber Removal	35,000	7,452	0	7,452	27,901	22,192	5,709
51030 EMS Supplies	12,000	1,000	727	273	9,000	8,747	253
51031 ARFF Supplies	25,000	2,083	2,958	(875)	18,750	14,888	3,862
51032 Hazardous Material Supplies	6,000	500	0	500	4,500	4,198	302
51033 Foam	24,000	2,000	162	1,838	18,000	162	17,838
51052 Wastewater Conveyance	7,500	0	0	0	7,500	7,500	0
51053 Electric	95,000	1,906	2,667	(761)	84,194	63,215	20,979
51054 Sewer District Charges	5,000	0	0	0	5,000	0	5,000
51055 Water District Charges	20,000	1,893	980	913	16,799	25,441	(8,642)
51057 System Maint & Repairs	200,000	10,536	20,074	(9,538)	139,896	79,841	60,054
Total Airfield	914,500	71,346	51,446	19,900	672,471	486,141	186,331
Buildings							
52010 Alarm & PA Systems	107,995	9,000	14,107	(5,108)	80,996	65,579	15,418
52012 Card Access Control	55,000	4,583	7,053	(2,469)	41,250	46,270	(5,020)
52013 CTV Repair	35,000	2,917	2,029	888	26,250	24,718	1,533
52014 Key Access System	25,000	2,083	0	2,083	18,750	4,246	14,504
52020 Baggage System	20,000	1,667	0	1,667	15,000	79,432	(64,432)
52031 Electrical Repairs & Supplies	209,000	17,417	20,780	(3,363)	156,750	239,852	(83,102)

ALBANY COUNTY AIRPORT AUTHORITY
Detail of AvPorts Departments
For the Nine Months Ending Monday, September 30, 2019

	Total Annual Budget	This Month Budget	This Month Actual	Var this Mo To Budget	Year to Date Budget	Year to Date Actual	Var this Yr to Budget
52032 Elevator Repairs & Supplies	120,000	10,000	6,114	3,886	90,000	98,151	(8,151)
52033 HVAC	211,000	17,583	6,908	10,676	158,250	138,362	19,888
52034 Roof	28,000	2,333	3,196	(863)	21,000	14,086	6,914
52035 Plumbing Repairs & Supplies	66,000	5,500	14,866	(9,366)	49,500	89,400	(39,900)
52036 Automatic Door Repairs	9,000	750	7,109	(6,359)	6,750	8,981	(2,231)
52037 Pest Control	16,640	1,387	4,847	(3,460)	12,480	20,889	(8,409)
Building Maintenance Contract							
52038 Services	0	0	0	0	0	7,542	(7,542)
52040 Fire Equipment Services	6,000	500	0	500	4,500	4,230	270
52041 Fire Equipment Testing	3,800	317	0	317	2,850	1,709	1,141
52050 US Customs	25,000	3,632	10,731	(7,099)	16,098	32,504	(16,406)
52051 Control Tower	300,000	25,000	21,584	3,416	225,000	289,837	(64,837)
52060 Building Maintenance	437,500	36,458	46,633	(10,175)	328,125	505,370	(177,245)
52062 Janitorial Supplies	153,500	12,792	10,654	2,138	115,125	117,744	(2,619)
52063 Window Washing	64,907	5,409	0	5,409	48,680	60,015	(11,335)
52071 ID Tags	27,000	2,250	3,955	(1,705)	20,250	28,429	(8,179)
52080 Sign Expense	4,000	333	1,223	(890)	3,000	7,098	(4,098)
52090 Flight Information Displays	96,542	8,045	750	7,295	72,407	14,687	57,720
Total Buildings	2,020,884	169,956	182,539	(12,584)	1,513,011	1,899,129	(386,118)
Grounds							
53010 Landscaping	19,200	3,840	3,129	711	19,200	6,769	12,431
53020 Fencing	1,500	125	0	125	1,125	14,264	(13,139)
53030 Pavement Repairs	120,000	24,000	784	23,216	120,000	35,546	84,454
53035 Utility Repairs	500	42	0	42	375	0	375
53040 Sign Expense	15,000	1,250	60	1,190	11,250	9,223	2,027
53041 Traffic Light Repairs	2,000	167	0	167	1,500	1,350	150
53045 Catch Basin Maintenance	3,000	250	0	250	2,250	0	2,250
53048 Snow Removal Supplies	70,000	27,603	0	27,603	66,443	0	66,443
53050 Snow Removal Services	265,600	0	0	0	238,283	262,644	(24,361)
53051 NYS Police Hangar Maint	125,000	10,417	5,470	4,947	93,750	81,734	12,016
53060 Dump Fees - Landfill	9,150	763	320	443	6,863	1,862	5,000
53070 Hazardous Waste Mgmt	12,300	1,025	0	1,025	9,225	1,980	7,245
53071 Wildlife Hazard Management	38,000	3,167	0	3,167	28,500	26,525	1,975
53078 Liquid Waste Disposal	30,000	2,500	0	2,500	22,500	3,110	19,390
53085 Land Lease	22,935	1,911	1,286	625	17,201	32,577	(15,375)
53090 T-Hangar Facility Maintenance	140,000	11,667	10,041	1,626	105,000	68,665	36,335
Total Grounds	874,185	88,725	21,089	67,637	743,465	546,250	197,216
Vehicles							
54010 Gasoline	67,000	3,834	5,551	(1,717)	48,088	39,955	8,133
54011 Diesel Fuel	137,000	7,125	3,070	4,055	101,035	80,129	20,906
54012 Oil / Grease	28,000	2,333	0	2,333	21,000	8,005	12,995
54015 CNG Fuel	23,000	1,808	1,991	(184)	18,655	16,023	2,633
54013 Vehicle / Equipment Tires	43,000	3,583	28,791	(25,208)	32,250	43,958	(11,708)
54021 Vehicle Repair & Maintenance	62,000	5,167	8,294	(3,127)	46,500	56,184	(9,684)
54022 Vehicle Communication Equip	7,000	583	837	(254)	5,250	6,319	(1,069)
54023 Sheriff Vehicle Repair & Maint	100	8	0	8	75	0	75
54030 General Equip Repair & Maint	70,800	5,900	694	5,206	53,100	13,051	40,049
54040 Heavy Equipment Maint	60,000	3,132	1,520	1,612	39,535	27,070	12,465
54045 ARFF Vehicle Repair & Maint	20,000	1,667	626	1,041	15,000	9,896	5,104
54050 Snow Equip Repair & Maint	80,000	1,621	0	1,621	46,821	18,663	28,158
54060 Mower Repair & Maintenance	15,000	957	426	531	10,661	12,721	(2,059)
54070 Vehicle Shop Tools & Supplies	40,000	3,333	2,602	731	30,000	34,186	(4,187)

ALBANY COUNTY AIRPORT AUTHORITY
Detail of AvPorts Departments
For the Nine Months Ending Monday, September 30, 2019

	<u>Total Annual Budget</u>	<u>This Month Budget</u>	<u>This Month Actual</u>	<u>Var this Mo To Budget</u>	<u>Year to Date Budget</u>	<u>Year to Date Actual</u>	<u>Var this Yr to Budget</u>
Total Vehicles	652,900	41,052	54,402	(13,351)	467,969	366,159	101,810
Total Material & Supplies	4,462,469	371,079	309,477	61,602	3,396,917	3,297,679	99,238
Office							
55010 Office Equipment Rental	5,794	483	443	40	4,345	4,214	131
55011 Copy Machine Use	25	2	0	2	19	0	19
55012 Office Equipment Serv Agrmnt	3,292	187	187	0	2,733	3,042	(309)
55013 Office Equipment Repairs	700	58	0	58	525	0	525
55014 Computer System Supplies	31,850	2,654	0	2,654	23,888	2,908	20,979
55015 Hardware/Software Maint	82,637	6,886	9,692	(2,805)	61,978	30,097	31,881
55016 Computer Equipment	13,500	1,125	0	1,125	10,125	8,868	1,257
55020 Office Furniture & Fixtures	6,750	563	881	(319)	5,063	1,249	3,813
55030 Printed Forms / Letterhead	3,200	267	0	267	2,400	89	2,311
55031 Parking Ticket Stock	16,000	1,333	0	1,333	12,000	5,647	6,353
55032 Printing Outside Services	100	8	0	8	75	0	75
55041 Express Mail	600	50	34	16	450	293	158
55050 Reference Materials	700	58	0	58	525	736	(211)
55060 Office Supplies	13,100	1,092	1,135	(44)	9,825	7,104	2,721
55070 Payroll Services	34,000	2,546	2,396	150	23,154	20,589	2,565
Total Office	212,248	17,312	14,767	2,545	157,103	84,835	72,269
Administration							
66000 Dues & Subscriptions	8,850	50	0	50	8,201	6,453	1,748
66002 A.A.A.E. Memberships	1,100	550	0	550	1,100	650	450
66010 AvPorts/MA Training & Travel	70,600	8,772	2,098	6,674	54,295	39,611	14,685
66030 Advertising - Public Meetings	2,000	167	0	167	1,500	0	1,500
66031 Economic Development	10,000	833	0	833	7,500	0	7,500
66040 License & Permits	2,400	0	0	0	0	0	0
66050 Property Taxes	37,000	18,500	0	18,500	37,000	38,063	(1,063)
66060 Credit Card Service Charges	350,000	21,101	30,349	(9,248)	259,581	292,254	(32,673)
66061 EZ Pass Fees	120,000	9,008	13,125	(4,117)	95,018	92,644	2,374
Total Administration	601,950	58,981	45,573	13,408	464,196	469,675	(5,479)
Total Expenses	24,011,186	1,959,604	1,824,759	134,845	18,249,598	17,540,713	708,885
83000 Non Capital Equipment	432,090	36,008	37,583	(1,575)	324,068	341,946	(17,878)
Total Exp & Non Cap Equip.	<u>24,443,276</u>	<u>1,995,612</u>	<u>1,862,342</u>	<u>133,270</u>	<u>18,573,665</u>	<u>17,882,659</u>	<u>691,007</u>

Albany International Airport
Employee Count 2019

	Budget	As of	As of	As of	As of	As of	As of	As of	As of	As of	As of	As of	As of	Variance
	2019	Jan 31, 19	Feb 28, 19	Mar 31, 19	Apr 30, 19	May 31, 19	Jun 30, 19	Jul 31, 19	Aug 31, 19	Sep 30, 19	Oct 31, 19	Nov 30, 19	Dec 31, 19	Budget vs. Sep 30, 19
AIRPORT MANAGEMENT - AVPORTS:														
Airfield														
Maintenance Manager	1.00	1.00	1.00	1.00	1.00	1.00	1.00	1.00	1.00	1.00	1.00	1.00	1.00	0.00
Deputy Maintenance Manager	1.00	1.00	1.00	1.00	1.00	1.00	1.00	1.00	1.00	1.00	1.00	1.00	1.00	0.00
Airport Maintenance Supervisor	1.00	1.00	1.00	1.00	1.00	1.00	1.00	1.00	1.00	1.00	1.00	1.00	1.00	0.00
Airport Maintenance Lead-Airfield	2.00	2.00	2.00	2.00	2.00	2.00	2.00	2.00	2.00	2.00	2.00	2.00	2.00	0.00
Electrician	2.00	2.00	2.00	2.00	2.00	2.00	2.00	2.00	2.00	2.00	2.00	2.00	2.00	0.00
Airport Maintenance Tech-Electrical	1.00	1.00	1.00	1.00	1.00	1.00	1.00	1.00	1.00	1.00	1.00	1.00	1.00	0.00
Airport Maintenance Lead-Grounds	1.00	1.00	1.00	1.00	1.00	2.00	2.00	2.00	2.00	2.00	1.00	1.00	1.00	1.00
Airport Maint Tech Lead-Glycol	1.00	1.00	1.00	1.00	1.00	1.00	1.00	1.00	1.00	1.00	1.00	1.00	1.00	0.00
Airport Maint Tech -Chief Glycol	0.00	1.00	1.00	1.00	1.00	1.00	1.00	1.00	1.00	1.00	1.00	1.00	1.00	1.00
Airport Maint Tech-Glycol	4.00	1.00	1.00	1.00	2.00	2.00	3.00	3.00	3.00	3.00	3.00	3.00	3.00	-1.00
Airport Maint Tech Airfield	12.00	9.00	10.00	11.00	11.00	9.50	8.75	7.75	7.00	6.00	6.00	6.00	6.00	-5.00
Secretary	0.50	0.50	0.50	0.50	0.50	0.50	0.50	0.50	0.50	0.50	0.50	0.50	0.50	0.00
Terminal														
Facilities Manager	1.00	1.00	1.00	1.00	1.00	1.00	1.00	1.00	1.00	1.00	1.00	1.00	1.00	0.00
Facilities Coordinator	0.50	0.50	0.50	0.50	0.50	0.50	0.50	0.50	0.50	0.50	0.50	0.50	0.50	0.00
Facilities Maint Lead	2.00	2.00	2.00	2.00	2.00	2.00	2.00	2.00	2.00	2.00	2.00	2.00	2.00	0.00
Facilities Maint - HVAC	1.00	1.00	1.00	1.00	1.00	1.00	1.00	1.00	1.00	1.00	1.00	1.00	1.00	0.00
Facilities Maint Technician	5.00	4.00	5.00	5.00	5.00	5.00	5.00	5.00	5.25	5.25	5.25	5.25	5.25	0.25
Custodial Supervisor	1.00	1.00	1.00	1.00	1.00	1.00	1.00	1.00	1.00	1.00	1.00	1.00	1.00	0.00
Custodial Lead	5.00	5.00	5.00	5.00	5.00	5.00	5.00	5.00	5.00	5.00	5.00	5.00	5.00	0.00
Custodial Worker	18.00	18.00	18.00	18.00	18.00	17.00	16.00	16.00	16.00	16.00	16.00	16.00	16.00	-2.00
Floor Care Technician	1.00	1.00	1.00	1.00	1.00	1.00	1.00	1.00	1.00	1.00	1.00	1.00	1.00	0.00
Airport Custodial Technician	1.00	1.00	1.00	1.00	1.00	1.00	1.00	1.00	1.00	1.00	1.00	1.00	1.00	0.00
Artistic Exhibits	0.50	0.50	0.50	0.50	0.50	0.50	0.50	0.50	0.50	0.50	0.50	0.50	0.50	0.00
Museum Shop	5.50	3.50	3.50	3.50	3.50	3.50	3.50	3.50	3.50	3.50	3.50	3.50	3.50	-2.00
Loading Bridges														
Facilities Maint Lead-Loading Bridge	2.00	2.00	2.00	2.00	2.00	2.00	2.00	2.00	2.00	2.00	2.00	2.00	2.00	0.00
Parking														
Deputy, Commercial Services	1.00	1.00	1.00	1.00	1.00	1.00	1.00	1.00	1.00	1.00	1.00	1.00	1.00	0.00
Parking Supervisor	2.00	2.00	2.00	2.00	2.00	2.00	2.00	2.00	1.00	1.00	1.00	1.00	1.00	-1.00
Lead Cashier	5.00	5.00	5.00	5.00	5.00	5.00	5.00	5.00	5.00	5.00	5.00	5.00	5.00	0.00
Cashier, Full Time	14.00	14.00	13.00	13.00	10.00	12.00	12.00	14.00	14.00	13.00	13.00	13.00	13.00	0.00
Cashier, Part Time - FTE	2.50	0.50	0.00	0.00	0.00	0.00	0.00	0.00	0.00	0.00	0.00	0.00	0.00	-2.50
Shuttle Operator Lead	1.00	1.00	1.00	1.00	1.00	1.00	1.00	1.00	1.00	1.00	1.00	1.00	1.00	0.00
Shuttle Detailer	1.00	1.00	1.00	1.00	1.00	1.00	1.00	1.00	1.00	1.00	1.00	1.00	1.00	0.00
Shuttle Operator, Full Time	12.00	12.00	12.00	12.00	14.00	14.00	14.00	13.00	13.00	13.00	13.00	13.00	13.00	1.00
Shuttle Operator, Part Time - FTE	1.00	1.00	1.00	1.00	1.00	1.00	1.00	1.00	1.00	1.00	1.00	1.00	1.00	0.00
Lead Parking Maint Tech	1.00	0.00	0.00	0.00	0.00	0.00	0.00	0.00	0.00	0.00	0.00	0.00	0.00	-1.00
Parking Assistant	1.00	0.00	0.00	0.00	0.00	1.00	1.00	1.00	1.00	1.00	1.00	1.00	1.00	0.00
Parking Maint Technician	4.00	4.00	4.00	4.00	4.00	4.00	3.00	3.00	3.00	3.00	3.00	3.00	3.00	-1.00
Security														
Curbside Monitors, Full Time	4.00	2.00	3.00	4.00	4.00	3.00	3.00	3.00	4.00	4.00	4.00	4.00	4.00	0.00
Curbside Monitors, Part Time - FTE	2.50	2.00	2.00	2.00	2.00	2.00	2.00	2.00	2.00	2.00	2.00	2.00	2.00	-0.50
Landside														
Tower/Custodial	2.00	2.00	2.00	2.00	2.00	2.00	2.00	2.00	2.00	2.00	2.00	2.00	2.00	0.00
Admin Building/Custodial	0.50	0.50	0.50	0.50	0.50	0.50	0.50	0.50	0.50	0.50	0.50	0.50	0.50	0.00
ARFF														
Chief/Safety Manager	1.00	1.00	1.00	1.00	1.00	1.00	1.00	1.00	1.00	1.00	1.00	1.00	1.00	0.00
Captains/Safety Supervisor	4.00	4.00	4.00	4.00	4.00	4.00	4.00	4.00	4.00	4.00	4.00	4.00	4.00	0.00
Firefighters/Safety Officer	16.00	15.00	15.00	15.00	15.00	15.00	15.00	15.00	15.00	15.00	15.00	15.00	15.00	-1.00
Operations														
Airport Operations Manager	1.00	1.00	1.00	1.00	1.00	1.00	1.00	1.00	1.00	1.00	1.00	1.00	1.00	0.00
Airport Security Supervisor	1.00	1.00	1.00	1.00	1.00	1.00	1.00	1.00	1.00	1.00	1.00	1.00	1.00	0.00
Asst Airport Security Supervisor	1.00	1.00	1.00	1.00	1.00	1.00	1.00	1.00	1.00	1.00	1.00	1.00	1.00	0.00
Airport Operations Supervisor	5.00	5.00	5.00	5.00	5.00	5.00	5.00	5.00	5.00	5.00	5.00	5.00	5.00	0.00
Airport Operations Officer	4.00	4.00	4.00	3.00	3.00	3.00	4.00	4.25	5.00	5.00	5.00	5.00	5.00	1.00
Receptionist	1.00	1.00	1.00	1.00	1.00	1.00	1.00	1.00	1.00	1.00	1.00	1.00	1.00	0.00
Vehicles & Equipment														
Airport Maint Lead-Vehicle Maint	2.00	2.00	2.00	2.00	2.00	2.00	2.00	2.00	2.00	2.00	2.00	2.00	2.00	0.00
Inventory Control Specialist	1.00	1.00	1.00	1.00	1.00	1.00	1.00	1.00	1.00	1.00	1.00	1.00	1.00	0.00
Airport Maint Tech-Vehicle Maint	8.00	7.00	8.00	7.00	7.00	7.00	6.00	6.00	6.00	6.00	6.00	6.00	6.00	-2.00
Administration														
	3.50	3.50	3.50	4.50	5.50	5.50	5.50	6.50	6.50	6.50	6.50	6.50	6.50	3.00
Total AvPORTS Positions	173.00	156.50	159.00	160.00	161.00	161.50	159.75	160.25	161.25	158.25	0.00	0.00	0.00	-11.75

Personnel Services & Benefits

For the nine months ended September 30, 2019

	AFCO (AvPorts)		
	Year to Date Budget	Year to Date Actual	Variance
Personnel Services			
Regular - Salaries	\$ 4,278,032	\$ 4,195,378	\$ 82,654
Holiday Pay	169,071	128,545	40,526
Other Dollars/Funeral/Jury/Retro	375,984	143,381	232,603
Shift Premium	66,900	60,520	6,380
Lead Pay	6,756	5,115	1,641
Sick Pay	91,625	102,209	(10,584)
Personal Pay	-	-	-
Vacation Pay	328,191	261,048	67,143
Sub Total	5,316,559	4,896,196	420,363
Overtime	475,355	659,031	(183,676)
Double Time Pay	29,222	35,537	(6,315)
Total	5,821,136	5,590,764	230,372
Employee Benefits			
Social Security & Medicare	423,116	414,498	8,618
Federal Unemployment Tax	8,286	7,236	1,050
NYS Unemployment	42,778	36,392	6,386
Workers Compensation	379,706	265,163	114,543
401 (K) Plan Match	121,994	132,017	(10,023)
Health & Dental Insurance	1,846,856	1,723,451	123,405
Employee Benefits Deductions	(216,780)	(206,126)	(10,654)
Disability/Life Insurance	101,611	124,668	(23,057)
Total	2,707,567	2,497,299	210,268
Total Salaries and Benefits	\$ 8,528,703	\$ 8,088,063	\$ 440,640

Albany International Airport 2019 AvPort's Performance Measurements For the nine months ended September 30

Airfield Performance Measurements					
	2016 Final	2017 Final	2018 Final	2019 Budget	2019 YTD Actual
Number of vehicle accidents on Airfield over \$1,000	1	1	0	0	0
Airport remained open for all airline operations	100%	100%	100%	100%	100%
Electrical work-orders	727	868	1026	700	547
SPEDES permit sanctions	0	0	0	0	0
Gallons of deicing aircraft storm water fluid collected	13,606,000	18,499,000	17,013,812	25,000,000	16,330,000
water removed (the higher the better)	2.9%	3.3%	4.4%	3.5%	3.6%
Employees with CDL licenses	34	33	33	40	32
Runway incidents	0	0	0	0	1
Notices to Airmen (NOTAMs) for airfield lighting	66	28	37	0	106
Occupational Safety and Health Administration (OSHA) reportable incidents	2	2	2	0	1
Liquid potassium acetate used on runways (avg gallons per snow ice event)	785	2,418	2,419	4,000	3,596
Airfield electric usage (KWH)	636,751	659,988	678,226	675,000	557,151
Overtime/Personnel Services (%)	11.3%	14.0%	13.2%	10.6%	12.3%

Terminal Performance Measurements					
	2016 Final	2017 Final	2018 Final	2019 Budget	2019 YTD Actual
HVAC Equipment in operation	100.0%	100.0%	100.0%	100.0%	100.0%
Work Orders	3,586	3,548	4,228	4,000	2,713
Survey: cleanliness of the terminal	N/A	N/A	N/A	80%	N/A
Average # of days a work order remains open	2.5	2.5	2.5	2.5	2.6
Plumbing Equipment in operation	100%	100%	100%	100%	100%
Terminal Maintenance direct cost per square foot	\$18.38	\$17.77	\$20.34	\$19.43	\$15.12
Terminal electrical usage (KWH): 79 Building	1,547,262	1,337,120	1,412,191	1,400,000	1,009,912
Terminal electrical usage (KWH): 98 Building	7,339,716	7,041,849	6,945,277	7,000,000	5,309,506
Overtime/Personnel Services (%)	6.9%	7.6%	8.4%	6.2%	7.4%

Loading Bridge Performance Measurements					
	2016 Final	2017 Final	2018 Final	2019 Budget	2019 YTD Actual
Direct Cost per Loading Bridge	\$20,933	\$23,787	\$26,868	\$23,958	\$15,564
Airline Employees trained	2	13	35	10	54
Over-the-Wing (OTW) Loading Bridge total operations	4,278	4,249	4,031	4,200	1,524
Loading Bridge electrical usage (KWH) (6.1% of 98 building gets allocated)	635,970	635,970	601,792	600,000	460,057
OTW Loading Bridge Maintenance calls (new measurement for 2009)	93	80	93	10	30
OTW Loading Bridge out of service (new measurement for 2009)	19.5%	30.2%	32.3%	0.0%	30.8%
Number of leased loading bridges	14	13	13	13	15
Overtime/Personnel Services (%)	16.8%	16.1%	15.4%	11.2%	18.4%

N/A for Sept

N/A for Sept

N/A for Sept

Parking Performance Measurements					
	2016 Final	2017 Final	2018 Final	2019 Budget	2019 YTD Actual
Express parking transactions	327,771	345,998	336,899	350,000	208,696
Cashier parking transactions	322,647	292,572	301,127	300,000	277,142
Cashier parking transaction errors	110	67	53	50	53
Shuttle Bus Survey (new measurement for 2008)	N/A	N/A	80%	85%	N/A
Customer/Vehicle Contact	0	0	0	0	0
OSHA recordable accidents	6	2	2	0	1
Parking electrical usage (KWH)	348,356	348,356	351,034	345,000	246,186
Parking Garage electrical usage (KWH) (23.5% of 98 building gets allocated)	2,450,047	2,450,047	2,318,381	2,500,000	1,772,349
YTD Loss/Gain	-\$1,080	-\$636	\$165	\$0	-\$821
Overtime/Personnel Services (%)	18.0%	14.8%	16.2%	11.6%	15.5%

N/A for Sept

Landside Performance Measurements					
	2016 Final	2017 Final	2018 Final	2019 Budget	2019 YTD Actual
Number of tenants	53	56	55	56	59
Landside building rental (Sq ft) *	327,108	329,478	428,094	429,165	400,686
Landside land rental (acres)*	34	36	36	36	37
Tenant complaints	0	0	0	0	0

*Includes rented space/land only

ARFF Performance Measurements					
	2016 Final	2017 Final	2018 Final	2019 Budget	2019 YTD Actual
Annual Dispatch Calls	536	658	643	650	467
Tour conducted by ARFF	34	21	41	35	19
AED classes conducted	27	22	4	15	5
Fire Extinguishers inspected/serviced	5,711	5,970	5,920	5,800	3,889
NYS Fire Fighter training (training hours)	504	504	504	504	378
OSHA required fire training (training hours)	156	156	156	156	117
NYS EMT training (training hours)	480	480	480	480	360
FAA ARFF training (training hours)	516	516	516	516	387
Building code inspections	52	45	31	20	12
Overtime/Personnel Services (%)	16.2%	18.6%	15.2%	11.4%	16.9%

Operations Performance Measurements					
	2016 Final	2017 Final	2018 Final	2019 Budget	2019 YTD Actual
Work Orders (Facility) Building Maintenance calls	3,698	3,644	4,236	3,500	2,643
Work Orders (139) aeronautical areas	729	999	1,030	1,000	633
Notice to airmen (NOTAMS)	978	1,471	2,488	1,500	1,676
Bird Strikes	48	71	28	15	13
Property Damage Reports	147	176	190	140	149
Bodily Injury Reports	248	246	227	200	173
FAA 139 Inspections discrepancies	18	9	7	5	17
Operations' employee accidents	0	0	0	0	0
Operations' property accidents	2	0	1	0	0
Overtime/Personnel Services (%)	13.1%	11.0%	12.3%	8.0%	18.1%

Security Performance Measurements					
	2016 Final	2017 Final	2018 Final	2019 Budget	2019 YTD Actual
Security Trainees	686	697	797	700	632
Driver Trainees	408	422	501	400	453
Finger Printing	763	743	934	750	795
Badges Issued	166	186	260	200	239
Revalidations*	656	681	854	900	560
Escort Required Badges Issued	2,840	2,137	3,490	2,500	4,016
Business Center Security Passes	169	64	199	100	165
Curbside Accidents	0	0	0	0	0
Curbside Security - Overtime/Personnel Services (%)	8.6%	5.4%	5.2%	2.7%	5.7%

*Revalidations of badges are performed every other year

Vehicle Maintenance Performance Measurements					
	2016 Final	2017 Final	2018 Final	2019 Budget	2019 YTD Actual
Heavy Equipment (Units)	47	47	45	45	45
Light Vehicles (Units)	34	34	35	36	38
Light Equipment (Units)	233	233	230	230	225
Average age of ARFF Fleet (yrs)	9	8	9	9	8
Average age of Shuttle Buses (yrs)	4	3	4	5	5
Average age of Fuel Trucks (yrs)	12	14	15	16	16
Average age of other large vehicles	17	16	17	18	17
Average age of Pick-ups	15	10	11	8	6
Shuttle Bus (Not less than 6 operational)	7	7	7	8	6
Fuel Truck (Not less than 7 operational)	7	7	7	7	9
Technicians trained	0	24	16	2	22
Overtime/Personnel Services (%)	9.7%	10.2%	9.0%	8.5%	10.2%

AvPort's Administration Performance Measurements					
	2016 Final	2017 Final	2018 Final	2019 Budget	2019 YTD Actual
AvPort's total full time employment equivalents	154.3	159.5	153.8	173.0	158.3
Total AvPort's overtime	12.4%	12.4%	12.2%	9.2%	12.4%
Budgetary needs met	Yes	Yes	Yes	Yes	Yes
Saving/revenue producing ideas	0	0	0	0	0
Total AvPorts Property Damage Reports	16	23	4	1	14
Administration Overtime/Personnel Services (%)	0.0%	0.0%	0.0%	0.0%	0.0%
Employee turnover	15.9%	12.9%	15.4%	13.0%	9.5%

**** UNAUDITED - FOR INTERNAL REVIEW****

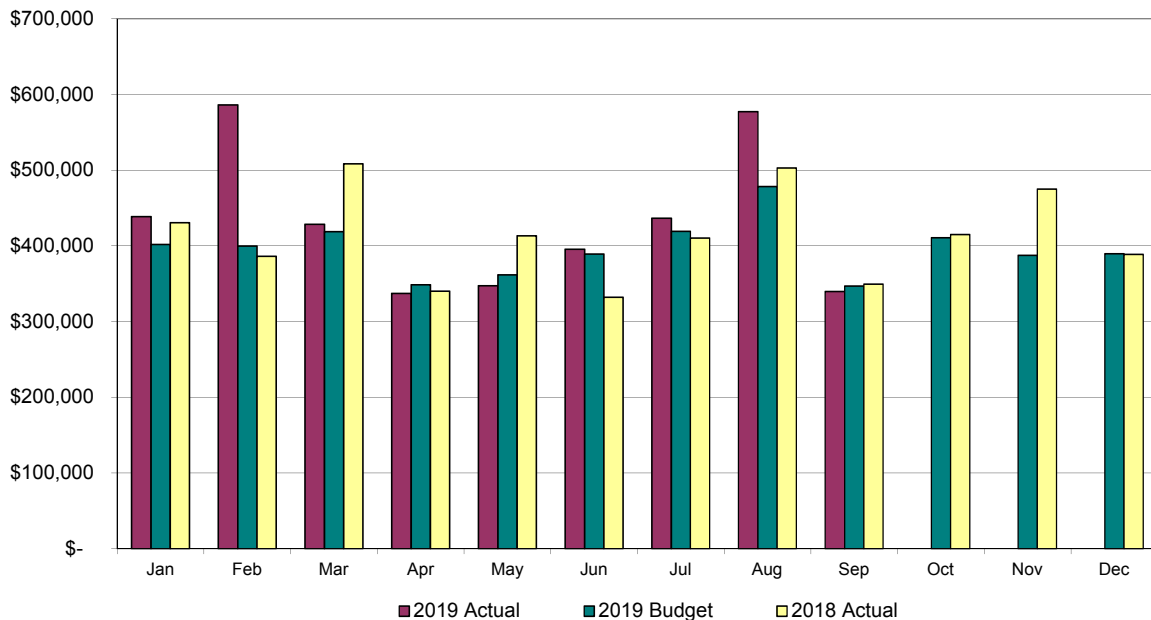


Million Air FBO Operations

Albany County Airport Authority
FBO Operations Summary
For the nine months ended September 30, 2019

	Commercial Fueling (60)		GA & Facilities (61)		Administration (69)		TOTAL		
	Budget	Actual	Budget	Actual	Budget	Actual	Budget	Actual	Variance
REVENUES									
Retail Fuel									
Jet A Fuel Sales	\$ -	\$ -	\$ 4,397,837	\$ 4,331,084	\$ -	\$ -	\$ 4,397,837	\$ 4,331,084	\$ (66,753)
AvGas Fuel Sales	-	-	215,553	255,977	-	-	215,553	255,977	40,424
Commercial AvGas Fuel Sales	191,634	131,377	-	-	-	-	191,634	131,377	(60,257)
Auto & Diesel Fuel Sales	248,153	225,601	-	-	-	-	248,153	225,601	(22,552)
Retail Fuel Sales	439,787	356,978	4,613,390	4,587,061	-	-	5,053,177	4,944,039	(109,138)
Into Plane Fees	491,013	521,650	-	-	-	-	491,013	521,650	30,637
Fuel Farm Fees	463,354	489,016	-	-	-	-	463,354	489,016	25,662
General Aviation Landing Fees	-	-	219,615	219,000	-	-	219,615	219,000	(615)
Aircraft Parking Fees	-	-	165,674	150,179	-	-	165,674	150,179	(15,495)
Deicing Services	846,695	968,602	24,284	52,187	-	-	870,979	1,020,789	149,810
FBO Properties	-	-	293,456	269,544	-	-	293,456	269,544	(23,912)
FBO Services	-	-	42,191	49,081	-	-	42,191	49,081	6,890
TOTAL REVENUES	\$ 2,240,849	\$ 2,336,246	\$ 5,358,610	\$ 5,327,052	\$ -	\$ -	\$ 7,599,459	\$ 7,663,298	\$ 63,839
COST OF SALES ()									
Fuel Costs - Jet A	-	-	2,573,009	2,425,415	-	-	2,573,009	2,425,415	(147,594)
Fuel Volume Discounts - Jet	-	-	266,188	298,773	-	-	266,188	298,773	32,585
Fuel Costs - AvGas	-	-	163,638	199,757	-	-	163,638	199,757	36,119
Fuel Volume Discounts - AvGas	-	-	3,137	3,344	-	-	3,137	3,344	207
Fuel Costs - Commercial AvGas	174,040	116,541	-	-	-	-	174,040	116,541	(57,499)
Fuel Costs - Auto & Diesel	194,662	168,876	-	-	-	-	194,662	168,876	(25,786)
Fuel Costs	368,702	285,417	3,005,972	2,927,289	-	-	3,374,674	3,212,706	(161,968)
Deicing Costs - Type I & IV	656,725	561,566	-	-	-	-	656,725	561,566	(95,159)
Catering, Oil & Other	-	-	3,750	2,671	-	-	3,750	2,671	(1,079)
Total Cost of Sales	1,025,427	846,983	3,009,722	2,929,960	-	-	4,035,149	3,776,943	(258,206)
Net Operating	\$ 1,215,422	\$ 1,489,263	\$ 2,348,888	\$ 2,397,092	\$ -	\$ -	\$ 3,564,310	\$ 3,886,355	\$ 322,045
EXPENSES ()									
Personal Services									
Salaries	\$ 341,052	\$ 298,358	\$ 453,258	\$ 476,198	\$ 161,146	\$ 159,371	\$ 955,456	\$ 933,927	\$ 21,529
Overtime	40,582	42,889	90,124	144,850	-	-	130,706	187,739	(57,033)
Total Personal Services	381,634	341,247	543,382	621,048	161,146	159,371	1,086,162	1,121,666	(35,504)
Employee Benefits	126,876	114,886	245,050	261,818	67,731	41,119	439,657	417,823	21,834
Utilities & Communications	16,914	14,642	57,078	49,317	1,113	784	75,105	64,743	10,362
Purchased Services	67,279	57,513	99,845	100,518	245,262	271,678	412,386	429,709	(17,323)
Materials & Supplies									
Buildings	9,525	5,097	52,291	56,471	-	-	61,816	61,568	248
Grounds	15,000	12,689	2,575	1,811	-	-	17,575	14,500	3,075
Vehicles	144,633	172,457	57,703	61,058	-	-	202,336	233,515	(31,179)
Total Materials & Supplies	169,158	190,243	112,569	119,340	-	-	281,727	309,583	(27,856)
Office & Administration	-	-	134,860	124,321	38,499	28,105	173,359	152,426	20,933
Non-Capital Equipment	-	-	-	-	-	-	-	-	-
TOTAL EXPENSES	761,861	718,531	1,192,784	1,276,362	513,751	501,057	2,468,396	2,495,950	(27,554)
FBO Net Direct Cost	\$ 453,561	\$ 770,732	\$ 1,156,104	\$ 1,120,730	\$ (513,751)	\$ (501,057)	\$ 1,095,914	\$ 1,390,405	\$ 294,491
Allocation of Indirect Cost Centers									
ARFF	48,207	44,931	48,207	44,931	-	-	96,414	89,862	6,552
Operations	37,761	39,199	37,761	39,199	-	-	75,522	78,398	(2,876)
Security	23,651	23,078	23,651	23,078	-	-	47,301	46,157	1,145
Vehicles & Equipment	56,230	48,773	33,738	29,264	-	-	89,968	78,037	11,931
Airport Mgmt Administration	26,451	24,780	30,867	40,462	-	-	57,318	65,242	(7,925)
FBO Administration	237,084	190,310	276,666	310,747	(513,750)	(501,057)	-	-	-
ACAA Administration	186,179	147,221	217,262	240,389	-	-	403,441	387,611	15,831
Total Allocation	615,563	518,293	668,152	728,071	(513,750)	(501,057)	769,965	745,307	24,658
FBO Net Results	\$ (162,002)	\$ 252,439	\$ 487,952	\$ 392,659	\$ -	\$ -	\$ 325,949	\$ 645,098	\$ 319,149

Albany International Airport FBO Net Revenue Before Operating and Maintenance Expenses For the nine months ended September 30

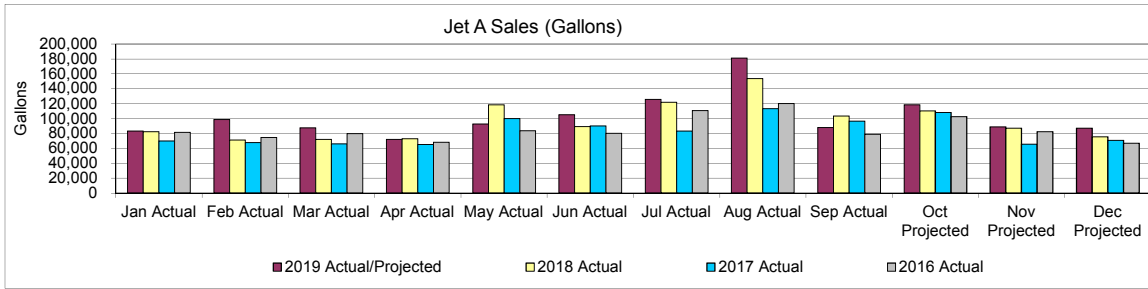


YTD Revenues	2019 Actual			2019 Budget			2018 Actual		
	Gross Revenues	Cost of Sales	Net Revenue	Gross Revenues	Cost of Sales	Net Revenue	Gross Revenues	Cost of Sales	Net Revenue
Jet A Fuel Sales	\$ 4,331,084	\$ 2,425,415	\$ 1,905,669	\$ 4,397,837	\$ 2,573,009	\$ 1,824,828	\$ 4,217,999	\$ 2,418,141	\$ 1,799,858
Fuel Volume Discounts-Jet A		298,773	(298,773)		266,188	(266,188)		283,718	(283,718)
AvGas Fuel Sales-Commercial	131,377	116,541	14,836	191,634	174,040	17,594	289,009	260,787	28,222
AvGas Fuel Sales	255,977	199,757	56,220	215,553	163,638	51,915	210,285	159,534	50,751
Fuel Volume Discounts-AvGas		3,344	(3,344)		3,137	(3,137)		2,709	(2,709)
Auto & Diesel Fuel Sales	225,601	168,875	56,726	248,153	194,662	53,491	241,355	187,295	54,060
Into-Plane Fees	521,650		521,650	491,013		491,013	502,685		502,685
Fuel Farm Fees	489,016		489,016	463,354		463,354	461,315		461,315
Landing Fees	219,000		219,000	219,615		219,615	204,635		204,635
Parking Fees	150,179		150,179	165,674		165,674	152,198		152,198
Deicing	1,020,790	561,565	459,225	870,979	656,725	214,254	1,135,237	749,160	386,077
Properties	269,544		269,544	293,456		293,456	280,663		280,663
FBO Services (Catering, etc)	49,080	2,671	46,409	42,192	3,748	38,444	40,718	2,192	38,526
Total	\$ 7,663,298	\$ 3,776,941	\$ 3,886,357	\$ 7,599,457	\$ 4,035,147	\$ 3,564,310	\$ 7,736,099	\$ 4,063,536	\$ 3,672,563

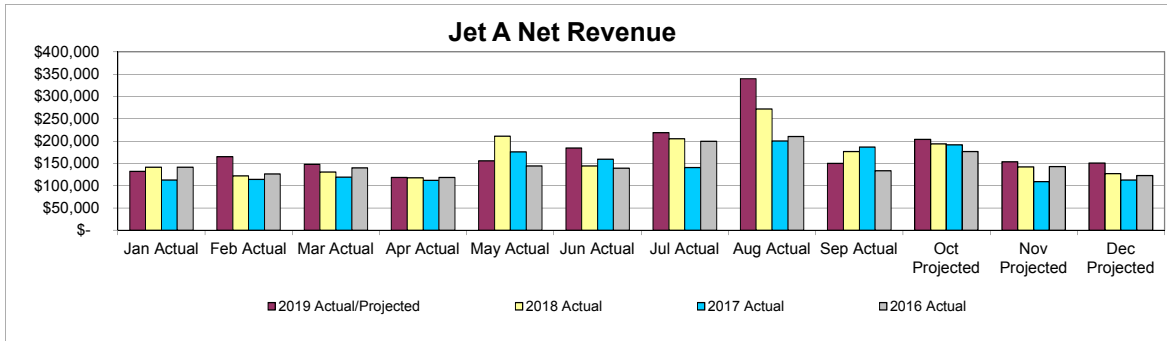
	2019 Actual			2019 Budget			2018 Actual		
	Gross Revenues	Cost of Sales	Net Revenue	Gross Revenues	Cost of Sales	Net Revenue	Gross Revenues	Cost of Sales	Net Revenue
January	\$ 930,877	\$ 492,248	\$ 438,629	\$ 968,749	\$ 566,759	\$ 401,990	\$ 981,904	\$ 551,280	\$ 430,624
February	1,207,502	621,512	585,990	973,400	573,590	399,810	838,732	452,647	386,085
March	852,990	424,464	428,526	880,075	461,376	418,699	1,060,934	552,644	508,290
April	642,494	305,445	337,049	715,370	366,690	348,680	682,197	342,099	340,098
May	664,298	316,871	347,427	722,868	361,190	361,678	843,555	430,353	413,202
June	729,804	334,297	395,507	801,318	412,050	389,268	673,250	341,233	332,017
July	852,228	415,774	436,454	863,799	444,701	419,098	859,036	448,941	410,095
August	1,148,278	571,146	577,132	980,582	502,274	478,308	1,057,757	555,130	502,627
September	634,827	295,184	339,643	693,298	346,517	346,781	738,734	389,209	349,525
October				864,159	453,603	410,556	857,474	442,605	414,869
November				833,239	445,685	387,554	1,054,884	579,770	475,114
December				949,515	559,811	389,704	778,895	390,318	388,577
Total	\$ 7,663,298	\$ 3,776,941	\$ 3,886,357	\$ 10,246,372	\$ 5,494,246	\$ 4,752,126	\$ 10,427,352	\$ 5,476,229	\$ 4,951,123

YTD \$ 7,663,298 \$ 3,776,941 \$ 3,886,357 \$ 7,599,457 \$ 4,035,145 \$ 3,564,312 \$ 7,736,099 \$ 4,063,536 \$ 3,672,563

Albany International Airport FBO Jet A Fuel Sales For the nine months ended September 30

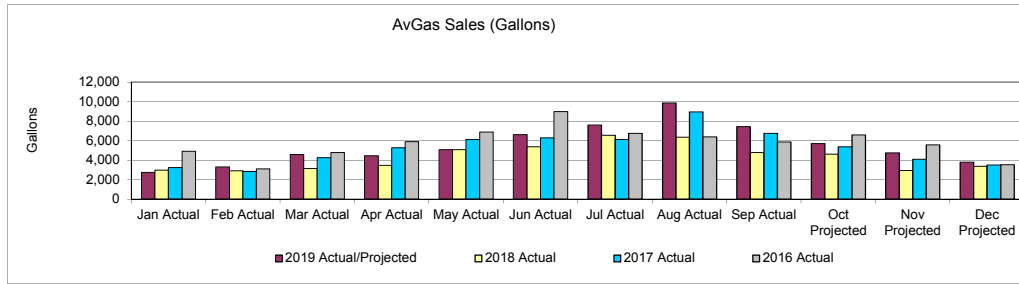


Jet A Gallons		2019	2019 Budget	# Variance	% Variance	2018	2019 vs 2018	2017	2016
		January (Actual)	83,336	87,543	(4,207)	-4.8%	82,592	0.9%	70,070
February (Actual)	98,665	83,002	15,663	18.9%	71,125	38.7%	67,820	74,536	
March (Actual)	87,742	81,932	5,810	7.1%	72,099	21.7%	66,129	79,951	
April (Actual)	72,253	88,173	(15,920)	-18.1%	72,863	-0.8%	65,069	68,402	
May (Actual)	92,728	97,342	(4,614)	-4.7%	118,650	-21.8%	99,920	83,850	
June (Actual)	105,222	114,968	(9,746)	-8.5%	89,409	17.7%	89,950	80,224	
July (Actual)	125,728	124,465	1,263	1.0%	122,091	3.0%	83,365	110,860	
August (Actual)	180,994	141,198	39,796	28.2%	153,689	17.8%	113,131	120,313	
September (ACTUAL)	88,182	93,791	(5,609)	-6.0%	103,321	-14.7%	96,413	79,169	
October (Projected)	118,279	115,440	2,839	2.5%	110,506	7.0%	107,989	102,474	
November (Projected)	88,896	86,762	2,133	2.5%	86,915	2.3%	65,483	82,517	
December (Projected)	87,173	85,081	2,092	2.5%	75,434	15.6%	70,963	67,060	
Total	1,229,198	1,199,698	29,500	2.5%	1,158,694	6.1%	996,302	1,031,066	
YTD Gallons	934,850	912,414	22,436	2.5%	885,839	5.5%	751,867	779,015	

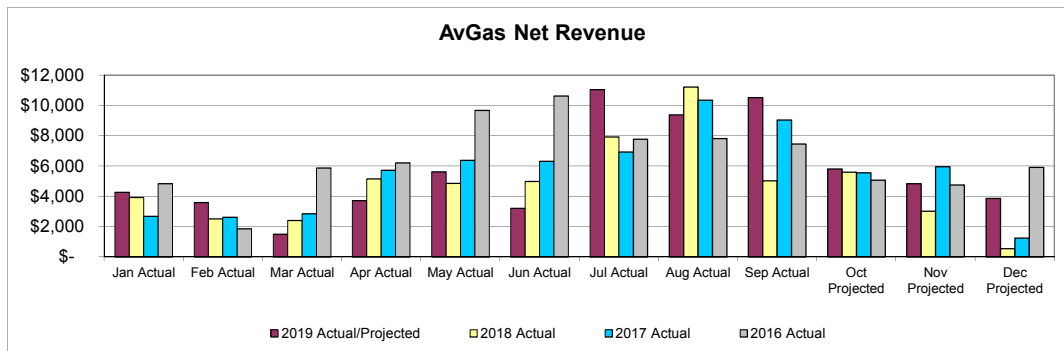


Jet A Net Revenue		2019	2019 Budget	# Variance	% Variance	2018	2019 vs 2018	2017	2016
		January (Actual)	\$ 131,406	\$ 149,546	\$ (18,140)	-12.1%	\$ 141,143	-6.9%	\$ 112,128
February (Actual)	164,266	141,788	22,478	15.9%	121,451	35.3%	113,822	125,545	
March (Actual)	147,453	139,961	7,492	5.4%	130,403	13.1%	118,397	139,416	
April (Actual)	117,685	150,623	(32,938)	-21.9%	117,160	0.4%	111,173	117,903	
May (Actual)	155,129	166,285	(11,156)	-6.7%	210,246	-26.2%	175,376	143,880	
June (Actual)	183,921	196,396	(12,475)	-6.4%	143,769	27.9%	158,488	138,577	
July (Actual)	218,301	212,619	5,682	2.7%	204,549	6.7%	140,062	199,181	
August (Actual)	339,586	241,203	98,383	40.8%	271,633	25.0%	199,745	210,063	
September (ACTUAL)	149,149	160,220	(11,071)	-6.9%	175,786	-15.2%	186,356	132,912	
October (Projected)	203,307	197,201	6,105	3.1%	192,929	5.4%	191,217	176,189	
November (Projected)	152,801	148,213	4,589	3.1%	141,572	7.9%	108,259	142,396	
December (Projected)	149,840	145,341	4,500	3.1%	126,192	18.7%	111,976	121,863	
Total	\$ 2,112,845	\$ 2,049,396	\$ 63,449	3.1%	\$ 1,976,833	6.9%	\$ 1,726,999	\$ 1,788,532	
YTD Net Revenues	\$ 1,606,896	\$ 1,558,640	\$ 48,256	3.1%	\$ 1,516,140	6.0%	\$ 1,315,547	\$ 1,348,084	

Albany International Airport FBO Av Gas Retail Sales For the nine months ended September 30

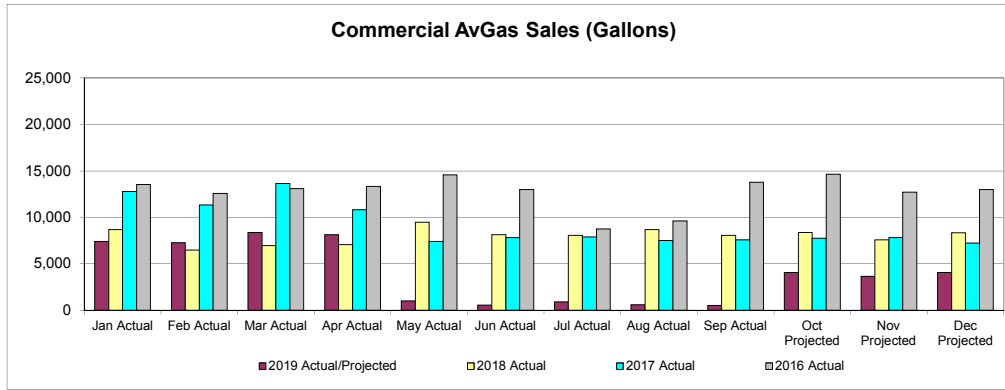


		2019		# Variance	% Variance	2018	2019 vs 2018	2017	2016
		2019	Budget						
January	(Actual)	2,738	3,016	(278)	-9.2%	2,978	-8.1%	3,248	4,915
February	(Actual)	3,291	2,706	585	21.6%	2,914	12.9%	2,836	3,087
March	(Actual)	4,578	3,250	1,328	40.9%	3,134	46.1%	4,236	4,773
April	(Actual)	4,431	4,482	(51)	-1.1%	3,471	27.7%	5,261	5,879
May	(Actual)	5,054	5,266	(212)	-4.0%	5,062	-0.2%	6,101	6,884
June	(Actual)	6,600	5,539	1,061	19.1%	5,378	22.7%	6,292	8,954
July	(Actual)	7,604	5,627	1,977	35.1%	6,547	16.1%	6,118	6,733
August	(Actual)	9,844	6,128	3,716	60.6%	6,341	55.2%	8,939	6,380
September	(ACTUAL)	7,418	5,517	1,901	34.5%	4,772	55.4%	6,751	5,863
October	(Projected)	5,674	4,571	1,103	24.1%	4,616	22.9%	5,359	6,588
November	(Projected)	4,724	3,805	919	24.1%	2,952	60.0%	4,090	5,563
December	(Projected)	3,779	3,044	735	24.1%	3,369	12.2%	3,479	3,537
Total		65,735	52,953	12,782	24.1%	51,534	27.6%	62,710	69,156
YTD Gallons		51,558	41,532	10,026	24.1%	40,597	27.0%	49,782	53,468

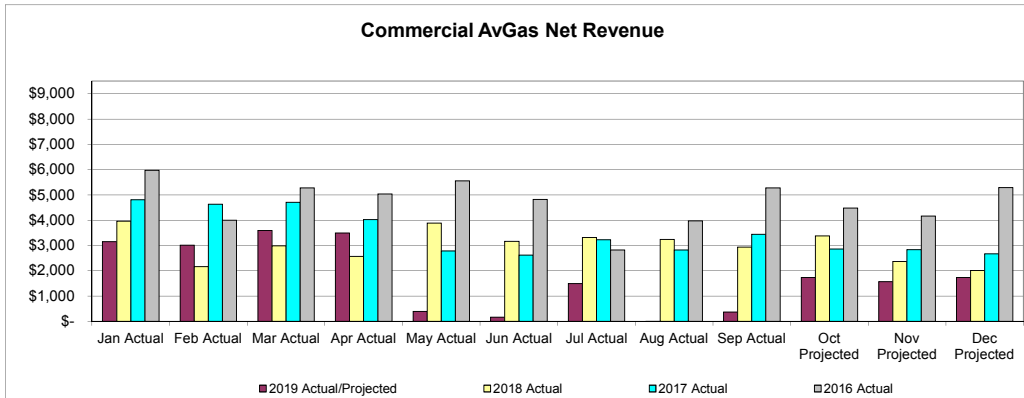


		2019		# Variance	% Variance	2018	2019 vs 2018	2017	2016
		2019	Budget						
January	(Actual)	\$ 4,275	\$ 3,542	\$ 733	20.7%	\$ 3,940	8.5%	\$ 2,687	\$ 4,839
February	(Actual)	3,582	3,178	404	12.7%	2,516	42.4%	2,618	1,857
March	(Actual)	1,504	3,817	(2,313)	-60.6%	2,405	-37.5%	2,843	5,885
April	(Actual)	3,722	5,264	(1,542)	-29.3%	5,159	-27.9%	5,721	6,205
May	(Actual)	5,614	6,185	(571)	-9.2%	4,869	15.3%	6,373	9,675
June	(Actual)	3,212	6,506	(3,294)	-50.6%	4,982	-35.5%	6,322	10,632
July	(Actual)	11,052	6,609	4,443	67.2%	7,935	39.3%	6,925	7,786
August	(Actual)	9,384	7,197	2,187	30.4%	11,213	-16.3%	10,360	7,815
September	(ACTUAL)	10,531	6,480	4,051	62.5%	5,023	109.7%	9,049	7,463
October	(Projected)	5,819	5,368	451	8.4%	5,591	4.1%	5,560	5,076
November	(Projected)	4,845	4,469	375	8.4%	3,028	60.0%	5,967	4,755
December	(Projected)	3,876	3,576	300	8.4%	554	599.6%	1,237	5,917
Total		\$ 67,416	\$ 62,191	\$ 5,225	8.4%	\$ 57,215	17.8%	\$ 65,662	\$ 77,905
YTD Net Revenues		\$ 52,876	\$ 48,778	\$ 4,098	8.4%	\$ 48,042	10.1%	\$ 52,898	\$ 62,157

Albany International Airport Commercial Av Gas Retail Sales For the nine months ended September 30

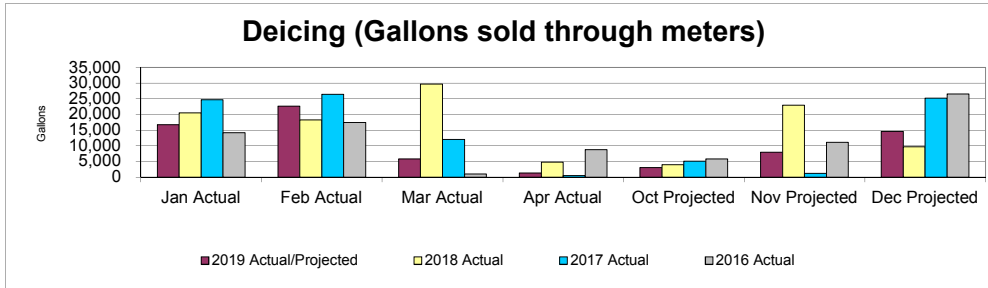


Commercial AvGas Gallons		2019	2019 Budget	# Variance	% Variance	2018	2019 vs 2018	2017	2016
January	(Actual)	7,400	5,765	1,635	28.4%	8,683	-14.8%	12,793	13,548
February	(Actual)	7,277	4,294	2,983	69.5%	6,467	12.5%	11,347	12,560
March	(Actual)	8,377	4,632	3,745	80.8%	6,977	20.1%	13,639	13,080
April	(Actual)	8,127	4,698	3,429	73.0%	7,076	14.9%	10,817	13,340
May	(Actual)	1,012	6,281	(5,269)	-83.9%	9,460	-89.3%	7,402	14,577
June	(Actual)	562	5,399	(4,837)	-89.6%	8,132	-93.1%	7,834	13,001
July	(Actual)	884	5,358	(4,474)	-83.5%	8,070	-89.0%	7,875	8,754
August	(Actual)	590	5,769	(5,179)	-89.8%	8,689	-93.2%	7,506	9,604
September	(ACTUAL)	521	5,354	(4,833)	-90.3%	8,064	-93.5%	7,594	13,774
October	(Projected)	4,059	5,555	(1,495)	-26.9%	8,366	-51.5%	7,743	14,650
November	(Projected)	3,673	5,026	(1,353)	-26.9%	7,569	-51.5%	7,820	12,715
December	(Projected)	4,054	5,548	(1,494)	-26.9%	8,356	-51.5%	7,223	12,983
Total		46,536	63,680	(17,144)	-26.9%	95,909	-51.5%	109,593	152,586
YTD Gallons		34,750	47,552	(12,802)	-26.9%	71,618	-51.5%	86,807	112,238

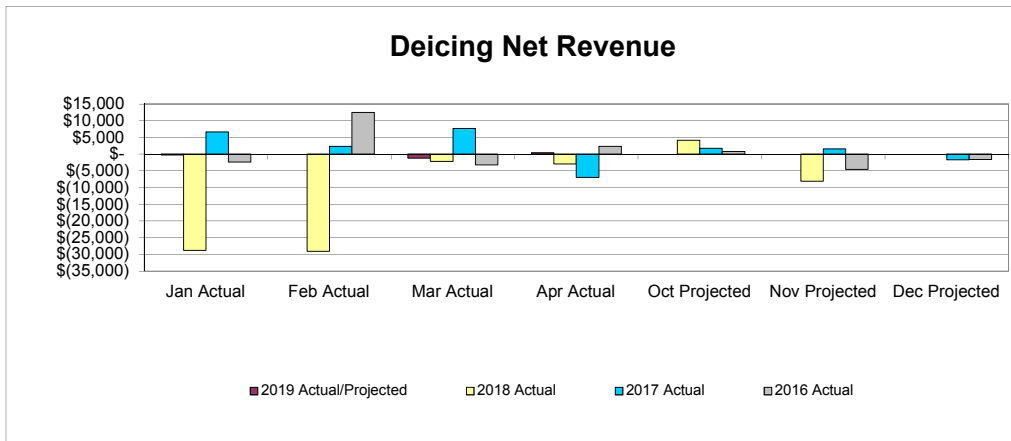


Commercial AvGas Net Revenue		2019	2019 Budget	# Variance	% Variance	2018	2019 vs 2018	2017	2016
January	(Actual)	\$ 3,154	\$ 2,133	\$ 1,021	47.9%	\$ 3,965	-20.5%	\$ 4,805	\$ 5,974
February	(Actual)	3,005	1,589	1,416	89.1%	2,165	38.8%	4,625	4,003
March	(Actual)	3,593	1,714	1,879	109.6%	2,981	20.5%	4,706	5,277
April	(Actual)	3,497	1,738	1,759	101.2%	2,564	36.4%	4,016	5,040
May	(Actual)	393	2,324	(1,931)	-83.1%	3,889	-89.9%	2,780	5,548
June	(Actual)	161	1,998	(1,837)	-91.9%	3,168	-94.9%	2,619	4,822
July	(Actual)	1,497	1,983	(486)	-24.5%	3,315	-54.8%	3,229	2,817
August	(Actual)	(824)	2,135	(2,959)	-138.6%	3,242	-125.4%	2,825	3,970
September	(ACTUAL)	360	1,981	(1,621)	-81.8%	2,933	-87.7%	3,443	5,271
October	(Projected)	1,733	2,055	(322)	-15.7%	3,372	-48.6%	2,860	4,476
November	(Projected)	1,568	1,859	(291)	-15.7%	2,369	-33.8%	2,831	4,165
December	(Projected)	1,731	2,053	(322)	-15.7%	2,008	-13.8%	2,668	5,293
Total		\$ 19,868	\$ 23,562	\$ (3,694)	-15.7%	\$ 35,971	-44.8%	\$ 41,407	\$ 56,656
YTD Net Revenues		\$ 14,836	\$ 17,594	\$ (2,758)	-15.7%	\$ 28,222	-47.4%	\$ 33,048	\$ 42,722

**Albany International Airport
FBO Deicing Sales Consortium
For the nine months ended September 30**

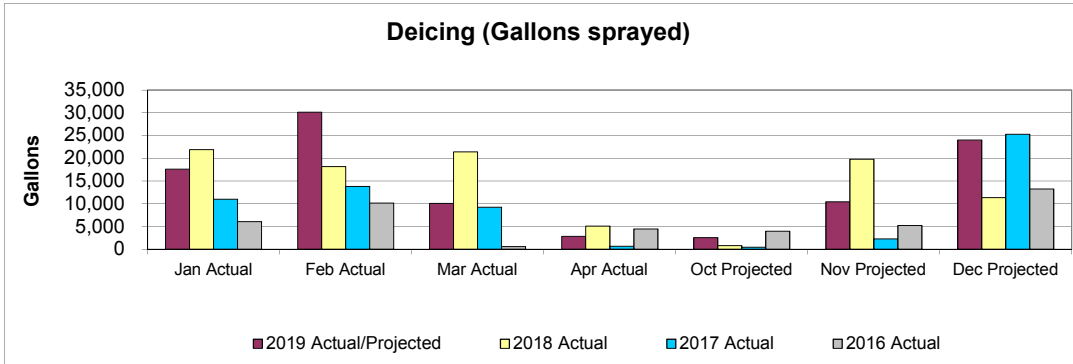


Deicing gallons sold through meters		2019	2019	#	%	2019	2019 vs	2017	2016
		2019	Budget	Variance	Variance	2018	2018	2017	2016
January	(Actual)	16,742	20,776	(4,034)	-19.4%	20,525	-18.4%	24,685	14,145
February	(Actual)	22,642	25,024	(2,382)	-9.5%	18,289	23.8%	26,437	17,437
March	(Actual)	5,746	13,494	(7,748)	-57.4%	29,689	-80.6%	11,991	981
April	(Actual)	1,282	3,259	(1,977)	-60.7%	4,758	-73.1%	530	8,786
October	(Projected)	3,033	4,088	(1,055)	-25.8%	3,917	-22.6%	5,049	5,767
November	(Projected)	7,974	10,747	(2,773)	-25.8%	22,905	-65.2%	1,184	11,114
December	(Projected)	14,552	19,613	(5,061)	-25.8%	9,627	51.2%	25,203	26,507
Total		71,971	97,000	(25,029)	-25.8%	109,710	-34.4%	95,079	84,737
YTD Gallons		46,412	62,552	(16,140)	-25.8%	73,261	-36.6%	63,643	41,349

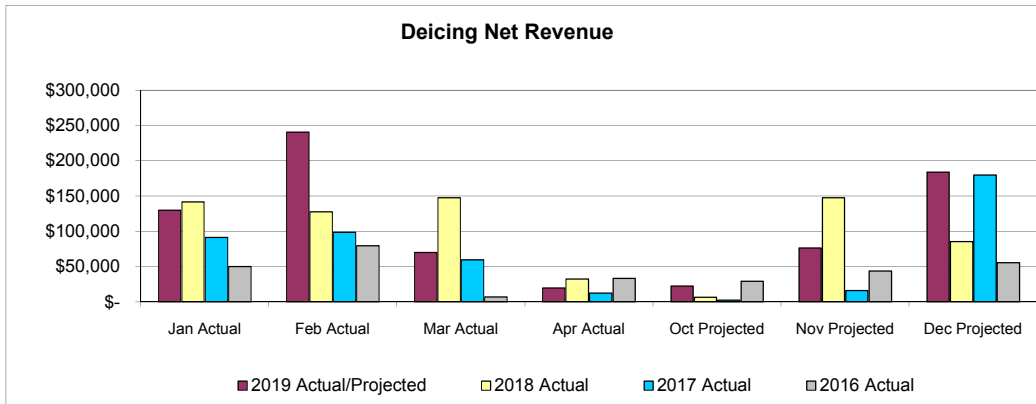


Deicing gallons sold through meters Net Revenue		2019	2019	#	%	2019	2019 vs	2017	2016
		2019	Budget	Variance	Variance	2018	2018	2017	2016
January	(Actual)	\$ (276)	0	-276	100.0%	\$ (28,775)	-99.0%	\$ 6,670	(2,395)
February	(Actual)	0	0	0	0.0%	(29,046)	-100.0%	2,322	12,514
March	(Actual)	(1,247)	0	-1,247	0.0%	(2,171)	-42.6%	7,706	(3,199)
April	(Actual)	378	0	378	0.0%	(2,912)	0.0%	(6,980)	2,292
October	(Projected)	0	0	0	0.0%	4,102	-100.0%	1,749	778
November	(Projected)	0	0	0	0.0%	(8,081)	-100.0%	1,574	(4,603)
December	(Projected)	0	0	0	0.0%	0	0.0%	(1,730)	(1,648)
Total		-1,145	0	(\$ (1,145))	100.0%	(\$ (66,883))	-98.3%	\$ 11,311	\$ 3,739
YTD Net Revenues		\$ (1,145)	\$ -	\$ (1,145)	100.0%	\$ (62,904)	-98.2%	\$ 9,718	\$ 9,212

**Albany International Airport
FBO Deicing Sales Sprayed
For the nine months ended September 30**

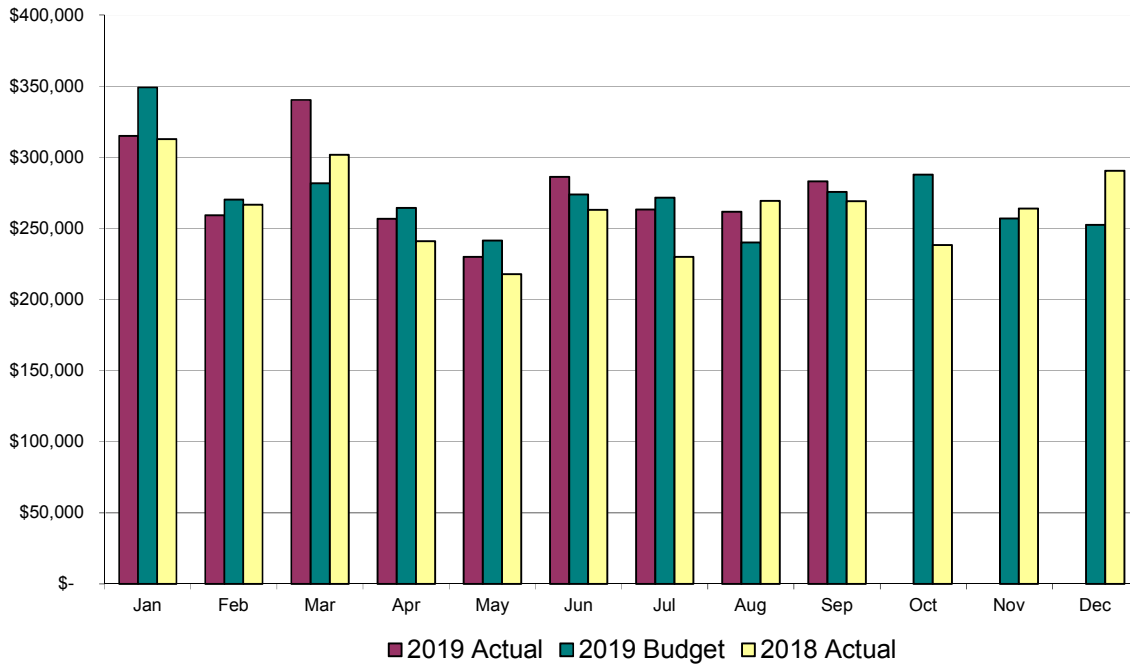


Deicing gallons sprayed		2019	2019 Budget	# Variance	% Variance	2018	2019 vs 2018	2017	2016
January	(Actual)	17,624	12,057	5,567	46.2%	21,867	-19.4%	10,964	6,053
February	(Actual)	30,117	13,908	16,209	116.5%	18,176	65.7%	13,776	10,149
March	(Actual)	10,043	8,511	1,532	18.0%	21,401	-53.1%	9,246	551
April	(Actual)	2,846	2,471	375	15.2%	5,064	-43.8%	675	4,433
October	(Projected)	2,565	1,563	1,002	64.1%	772	232.3%	431	3,928
November	(Projected)	10,430	6,356	4,074	64.1%	19,799	-47.3%	2,231	5,209
December	(Projected)	24,014	14,634	9,380	64.1%	11,339	111.8%	25,237	13,260
Total		97,639	59,500	38,139	64.1%	98,418	-0.8%	62,560	43,583
YTD Gallons		60,630	36,947	23,683	64.1%	66,508	-8.8%	34,661	21,186



Deicing gallons sprayed Net Revenue		2019	2019 Budget	# Variance	% Variance	2018	2019 vs 2018	2017	2016
January	(Actual)	\$ 129,840	\$ 69,385	\$ 60,455	87.1%	\$ 141,663	-8.3%	\$ 91,123	\$ 49,782
February	(Actual)	240,751	81,868	158,883	194.1%	127,744	88.5%	98,604	79,410
March	(Actual)	70,039	49,120	20,919	42.6%	147,445	-52.5%	59,441	6,732
April	(Actual)	19,740	13,882	5,858	42.2%	32,128	-38.6%	12,121	33,181
October	(Projected)	22,190	10,327	11,863	114.9%	6,556	238.5%	2,237	28,882
November	(Projected)	76,514	35,609	40,905	114.9%	147,769	-48.2%	16,093	43,735
December	(Projected)	183,835	85,556	98,279	114.9%	85,365	115.4%	179,788	55,253
Total		742,909	\$ 345,747	\$ 397,162	114.9%	\$ 688,670	7.9%	\$ 459,407	\$ 296,975
YTD Net Revenues		\$ 460,370	\$ 214,254	\$ 246,116	114.9%	\$ 448,980	2.5%	\$ 261,289	\$ 169,105

Albany International Airport FBO Operating and Maintenance Expenses For the nine months ended September 30



YTD Expenses	2019 Actual	2019 Budget	2018 Actual
Personal Services			
Salaries	\$ 933,927	\$ 955,456	\$ 908,575
Overtime	187,739	130,706	160,523
Total Personal Services	<u>1,121,666</u>	<u>1,086,162</u>	<u>1,069,098</u>
Employee Benefits	417,823	439,657	360,468
Utilities & Communications	64,743	75,105	69,943
Purchased Services	429,709	412,385	382,520
Material & Supplies			
Buildings	61,568	61,816	90,938
Grounds	14,501	17,575	23,396
Vehicles	233,515	202,335	194,917
Total Materials & Supplies	<u>309,584</u>	<u>281,726</u>	<u>309,251</u>
Administration	152,426	173,360	180,343
Non-Capital Equipment	-	-	-
Total Expenses	<u>\$ 2,495,949</u>	<u>\$ 2,468,395</u>	<u>\$ 2,371,621</u>

	2019 Actual	2019 Budget	2018 Actual
January	\$ 315,065	\$ 349,105	\$ 312,720
February	259,182	270,382	266,639
March	340,320	281,675	301,868
April	256,693	264,505	241,095
May	230,092	241,383	217,740
June	286,279	273,886	263,094
July	263,299	271,679	229,965
August	261,807	240,138	269,334
September	283,212	275,642	269,166
October	-	287,887	238,330
November	-	257,095	263,932
December	-	252,395	290,514
Total	<u>\$ 2,495,949</u>	<u>\$ 3,265,772</u>	<u>\$ 3,164,397</u>

YTD \$ 2,495,949 \$ 2,468,395 \$ 2,371,621

ALBANY COUNTY AIRPORT AUTHORITY
Detail of FBO/Million Air Departments
For the Nine Months Ending Monday, September 30, 2019

	Total Annual Budget	This Month Budget	This Month Actual	Var this Mo To Budget	Year to Date Budget	Year to Date Actual	Var this Yr to Budget
EXPENSES							
Personal Services							
11000 Salaries	\$1,273,941	\$122,494	\$112,688	\$9,806	\$955,456	\$933,927	\$21,529
12010 Overtime 1.5	175,277	15,673	24,719	(9,046)	130,706	187,739	(57,033)
Total Personal Services	1,449,218	138,168	137,407	761	1,086,162	1,121,666	(35,504)
Employee Benefits							
21000 Social Security	110,866	10,918	10,190	728	85,069	83,275	1,794
22000 Health Insurance	410,237	34,186	31,814	2,373	307,678	299,414	8,264
24000 Medical Exams	1,500	125	0	125	1,125	1,335	(210)
25000 Uniforms & Laundry	6,650	554	567	(13)	4,988	3,784	1,203
25005 Uniform Purchases	11,500	958	815	143	8,625	10,112	(1,487)
26010 Disability Insurance	3,470	289	0	289	2,603	315	2,287
26020 Unemployment Insurance	19,910	260	(13)	272	19,028	6,033	12,995
29001 Airport & FBO 401K	13,967	1,234	1,696	(463)	10,542	13,555	(3,013)
Total Employee Benefits	578,100	48,525	45,070	3,454	439,657	417,823	21,833
Utilities & Communications							
31000 Electric	53,000	4,719	3,458	1,261	41,518	35,162	6,356
33000 Natural Gas	33,000	332	232	100	27,772	21,393	6,379
35000 Water	1,400	700	1,452	(752)	1,400	1,966	(566)
36010 Telephone Charges-Local	550	46	22	24	412	248	165
36011 Tele Chg-Long Dist	650	54	17	37	488	233	255
36033 Wireless	2,414	201	200	1	1,811	1,802	9
36035 Radio Communications	400	0	0	0	400	397	3
36060 Cable Television	1,740	145	0	145	1,305	3,543	(2,238)
Total Utilities & Communications	93,154	6,197	5,381	816	75,105	64,743	10,363
PURCHASED SERVICES							
Insurance							
42010 Airport Liability Insurance	120,868	0	0	0	90,012	99,178	(9,167)
42041 Environmental Liability	7,642	0	0	0	7,642	0	7,642
42060 Property Insurance	52,017	1,228	1,461	(233)	52,017	54,690	(2,673)
42095 Insurance Claims	20,000	1,667	0	1,667	15,000	0	15,000
Total Insurance	200,527	2,895	1,461	1,434	164,671	153,869	10,802
Janitorial							
45010 Refuse Removal Services	3,000	250	220	30	2,250	1,982	268
Total Janitorial	3,000	250	220	30	2,250	1,982	268
Public Communications							
46010 Public Relations	42,000	3,500	3,500	0	31,500	48,613	(17,113)
Total Public Communications	42,000	3,500	3,500	0	31,500	48,613	(17,113)
Professional Services							
49020 Engineering Services	0	0	0	0	0	1,940	(1,940)
49040 Professional Management	280,000	24,664	22,612	2,052	213,964	223,305	(9,341)
Total Professional Services	280,000	24,664	22,612	2,052	213,964	225,245	(11,281)
Total Purchased Services	525,527	31,309	27,793	3,516	412,385	429,709	(17,323)

ALBANY COUNTY AIRPORT AUTHORITY
Detail of FBO/Million Air Departments
For the Nine Months Ending Monday, September 30, 2019

	Total Annual Budget	This Month Budget	This Month Actual	Var this Mo To Budget	Year to Date Budget	Year to Date Actual	Var this Yr to Budget
--	------------------------	----------------------	----------------------	--------------------------	------------------------	------------------------	--------------------------

MATERIALS & SUPPLIES

FBO

51101 Fuel Costs - Jet A	3,383,148	264,491	223,800	40,691	2,573,009	2,425,415	147,594
51102 Fuel Discounts - Jet A	350,000	27,363	32,665	(5,302)	266,188	298,773	(32,585)
51103 Fuel Costs - AvGas	208,635	21,738	25,480	(3,742)	163,638	199,757	(36,120)
51104 Fuel Discount - AvGas	4,000	417	361	55	3,137	3,344	(206)
51108 Fuel Costs - Comm AvGas	233,069	19,596	1,623	17,973	174,040	116,541	57,499
51105 Fuel Costs - Auto Gas	78,000	3,542	3,873	(331)	55,837	56,787	(950)
51107 Fuel Costs - Diesel	200,000	8,954	7,263	1,691	138,825	112,088	26,736
51110 Deicing Type I - Sprayed	344,414	0	0	0	213,171	203,440	9,730
51111 Deicing Type I - Consortium	505,500	0	0	0	328,041	260,932	67,108
51112 Deicing Type IV - Sprayed	44,759	0	0	0	28,614	47,933	(19,319)
51113 Deicing Type IV - Consortium	137,720	0	0	0	86,899	49,260	37,639
51120 Catering	1,000	83	117	(34)	750	117	633
51125 Oil	3,000	250	0	250	2,250	1,526	724
51126 TKS	1,000	83	0	83	750	1,028	(278)
Total FBO	5,494,246	346,517	295,183	51,334	4,035,147	3,776,941	258,207

Buildings

52010 Alarm & PA Systems	6,200	517	2,968	(2,451)	4,650	457	4,193
52031 Electrical Repairs & Supplies	10,000	833	19	815	7,500	8,161	(661)
52032 Elevator Repairs & Supplies	5,000	417	297	120	3,750	4,407	(657)
52033 HVAC	10,500	875	0	875	7,875	11,423	(3,548)
52034 Roof	5,500	458	0	458	4,125	1,439	2,686
52035 Plumbing Repairs & Supplies	3,500	292	0	292	2,625	5,433	(2,808)
52036 Automatic Door Repairs	4,000	333	0	333	3,000	0	3,000
52037 Pest Control	744	62	62	0	558	566	(8)
52060 Building Maintenance	27,000	2,250	10,754	(8,504)	20,250	18,015	2,235
52062 Janitorial Supplies	5,000	417	801	(384)	3,750	7,534	(3,784)
52063 Window Washing	4,477	373	0	373	3,358	4,133	(775)
52080 Sign Expense	500	42	0	42	375	0	375
Total Buildings	82,421	6,868	14,900	(8,031)	61,816	61,568	248

Grounds

53010 Landscaping	500	100	0	100	500	0	500
53030 Pavement Repairs	500	100	0	100	500	0	500
53040 Sign Expense	100	8	0	8	75	0	75
53070 Hazardous Waste Mgmt	10,000	833	0	833	7,500	0	7,500
53078 Liquid Waste Disposal	12,000	1,000	203	798	9,000	14,501	(5,501)
Total Grounds	23,100	2,042	203	1,839	17,575	14,501	3,074

Vehicles

54010 Gasoline	10,000	491	455	36	6,506	7,437	(931)
54011 Diesel Fuel	64,000	3,607	3,923	(317)	46,166	51,725	(5,560)
54013 Vehicle / Equipment Tires	10,500	875	0	875	7,875	7,088	787
54021 Vehicle Repair & Maintenance	1,500	125	0	125	1,125	150	975
54022 Vehicle Communication Equip	2,000	167	4,090	(3,923)	1,500	4,903	(3,403)
54030 General Equip Repair & Maint	57,500	4,792	16,644	(11,852)	43,125	55,442	(12,317)
54031 Quality Control Testing Equip	15,000	1,250	1,225	25	11,250	3,935	7,315
54040 Heavy Equipment Maint	125,000	11,183	7,547	3,636	79,914	97,769	(17,856)
54070 Vehicle Shop Tools & Supplies	6,500	542	281	260	4,875	5,066	(191)
Total Vehicles	292,000	23,031	34,165	(11,134)	202,335	233,515	(31,180)

ALBANY COUNTY AIRPORT AUTHORITY
Detail of FBO/Million Air Departments
For the Nine Months Ending Monday, September 30, 2019

	Total Annual Budget	This Month Budget	This Month Actual	Var this Mo To Budget	Year to Date Budget	Year to Date Actual	Var this Yr to Budget
Total Material & Supplies	5,891,767	378,458	344,450	34,008	4,316,873	4,086,524	230,349
Office							
55010 Office Equipment Rental	1,912	159	270	(111)	1,434	926	508
55012 Office Equipment Serv Agrmnt	600	0	0	0	400	360	40
55013 Office Equipment Repairs	100	8	0	8	75	0	75
55014 Computer System Supplies	6,250	521	0	521	4,687	0	4,687
55015 Hardware/Software Maint	8,390	699	1,036	(337)	6,293	5,124	1,169
55016 Computer Equipment	650	54	0	54	488	644	(157)
55020 Office Furniture & Fixtures	2,000	167	0	167	1,500	0	1,500
55030 Printed Forms / Letterhead	1,000	83	0	83	750	0	750
55032 Printing Outside Services	300	25	0	25	225	294	(69)
55041 Express Mail	250	21	0	21	187	0	187
55060 Office Supplies	5,000	417	1,406	(989)	3,750	4,269	(518)
55070 Payroll Services	18,000	1,785	1,776	8	13,660	14,720	(1,060)
Total Office	44,452	3,939	4,488	(549)	33,449	26,337	7,112
Administration							
66000 Dues & Subscriptions	17,300	664	0	664	17,105	15,052	2,053
66010 AvPorts/MA Training & Travel	11,500	958	0	958	8,625	2,911	5,714
66013 Function Refreshments	1,000	83	0	83	750	0	750
66015 Incentives	43,000	4,534	5,098	(564)	30,626	31,128	(503)
66031 Economic Development	1,000	83	0	83	750	0	750
66060 Credit Card Service Charges	104,000	9,242	8,709	533	82,055	76,998	5,057
Total Administration	177,800	15,565	13,808	1,757	139,911	126,089	13,821
Total Expenses	8,760,018	622,159	578,397	43,762	6,503,542	6,272,890	230,652
Total Exp & Non Cap Equip.	<u>8,760,018</u>	<u>622,159</u>	<u>578,397</u>	<u>43,762</u>	<u>6,503,542</u>	<u>6,272,890</u>	<u>230,652</u>

Albany International Airport
Employee Count 2019

	Budget	As of	As of	As of	As of	As of	As of	As of	As of	As of	As of	As of	As of	Variance
	2019	Jan 31, 19	Feb 28, 19	Mar 31, 19	Apr 30, 19	May 31, 19	Jun 30, 19	Jul 31, 19	Aug 31, 19	Sep 30, 19	Oct 31, 19	Nov 30, 19	Dec 31, 19	Budget vs. Sep 30, 19
<u>FBO MANAGEMENT - MILLION AIR:</u>														
Commercial														
Fuel Farm Technician	2.00	2.00	2.00	2.00	2.00	2.00	2.00	2.00	2.00	2.00				0.00
Line Service Technician	9.00	8.00	8.00	8.00	8.00	8.00	8.00	8.00	8.00	7.00	7.00			-2.00
Fuel Farm /Facility Manager	1.00	1.00	1.00	1.00	1.00	1.00	1.00	1.00	1.00	1.00	1.00			0.00
General Aviation														
Line Service Technician	15.00	16.00	15.00	14.00	15.00	16.00	17.00	17.00	14.00	12.00				-1.00
Facilities Maintenance	0.00	0.00	0.00	0.00	0.00	0.00	0.00	0.00	0.00	0.00	0.00			0.00
Customer Service Representative	5.00	5.00	5.00	5.00	5.00	5.00	6.00	6.00	5.00	5.00				0.00
Administration														
General Manager	1.00	1.00	1.00	1.00	1.00	1.00	1.00	1.00	1.00	1.00	1.00			0.00
LSM-GA Trainer	1.00	1.00	1.00	1.00	1.00	1.00	1.00	1.00	1.00	1.00	1.00			0.00
Operations Supervisors/PM	1.00	1.00	1.00	1.00	1.00	1.00	1.00	1.00	1.00	1.00	1.00			0.00
Total Million Air Positions	35.00	35.00	34.00	33.00	34.00	35.00	37.00	37.00	32.00	30.00	0.00	0.00	0.00	-3.00

Personnel Services & Benefits

For the nine months ended September 30, 2019

	Million Air		
	Year to Date Budget	Year to Date Actual	Variance
Personnel Services			
Regular - Salaries	\$ 835,936	\$ 832,081	\$ 3,855
Holiday Pay	-	-	-
Other Dollars/Funeral/Jury/Retro	51,498	35,595	15,903
Shift Premium	4,668	4,973	(305)
Lead Pay	1,460	2,990	(1,530)
Sick Pay	15,824	16,321	(497)
Personal Pay	24,530	21,770	2,760
Vacation Pay	21,541	20,197	1,344
Sub Total	955,456	933,927	21,529
Overtime	130,706	187,739	(57,033)
Double Time Pay	-	-	-
Total	1,086,162	1,121,666	(35,504)
Employee Benefits			
Social Security & Medicare	85,069	83,275	1,794
Federal Unemployment Tax	3,895	1,588	2,307
NYS Unemployment	15,133	4,445	10,688
Workers Compensation	-	-	-
401 (K) Plan Match	10,542	13,555	(3,013)
Health & Dental Insurance	343,585	333,943	9,642
Employee Benefits Deductions	(35,907)	(34,529)	(1,378)
Disability/Life Insurance	2,603	315	2,288
Total	424,920	402,592	22,328
Total Salaries and Benefits	\$ 1,511,082	\$ 1,524,258	\$ (13,176)

Albany International Airport 2019 FBO Performance Measurements For the nine months ended September 30

Commercial Aviation Performance Measurements					
	2016 Final	2017 Final	2018 Final	2019 Budget	2019 YTD Actual
Number of accidents/incidents	5	1	4	0	2
Number of airline delays counted against MA	14	14	36	0	16
Into-plane gallons pumped	18,602,032	19,495,122	21,013,458	20,590,563	16,751,728
Number of Audits performed by Airlines/ Quality Control-Employee Training Records	25	28	31	5	17
Number of non-compliance items reported in Airline Audits	10	9	6	4	8
AvGas fuel sales commercial	152,586	109,593	95,909	63,680	34,750
Deicing gallons pumped	128,320	157,039	208,128	156,500	106,042
Workers' compensation cases	4	0	0	0	0
Employees who have completed Safety Programs	20	55	60	15	34
Quality control audits at the Fuel Farm (less the better)	13	25	17	5	13
Completed monthly training programs	12	12	12	12	9
Monthly survey of airlines	100%	100%	100%	100%	100%
Overtime/Personnel Services (%)	13.3%	14.3%	13.9%	10.7%	12.6%

General Aviation Performance Measurements					
	2016 Final	2017 Final	2018 Final	2019 Budget	2019 YTD Actual
AvGas fuel sales (gallons)	69,156	62,710	51,534	52,953	51,558
Jet A fuel sales (gallons)	1,031,066	996,302	1,158,694	1,199,698	934,850
Number of international flights	517	456	426	500	27
General Aviation Aircraft customer transactions	7,392	6,931	7,479	7,687	5,878
Number of Aircraft Arrivals	7,349	7,260	7,822	8,000	5,558
Number of Aircraft fueled	5,958	6,307	5,833	6,000	4,889
Number of ramp fees collected	2,102	1,743	2,071	2,200	1,848
Number of landing fees collected	4,147	3,637	3,682	3,800	3,150
Employees who completed the NATA Safety 1st Program	20	9	21	20	1
Employees who completed all Safety Programs	15	54	79	14	36
Property Accidents	5	0	2	0	0
Quarterly reports from monthly safety meetings	100%	100%	100%	100%	100%
Overtime/Personnel Services (%)	16.4%	17.6%	20.7%	16.6%	23.3%

Million Air's Administrative Performance Measurements					
	2016 Final	2017 Final	2018 Final	2019 Budget	2019 YTD Actual
Million Air's total full time employment equivalents	33	36	32	35.0	30.0
Total Million Air overtime	13.0%	13.9%	15.5%	12.1%	16.7%
Number of marketing events attended	1	2	3	4	0
Number of based tenants	15	18	16	16	19
Employee turnover annum	30%	16%	25%	10%	23%
Workers' compensation cases	2	3	1	0	0
Number of customers gained (prior year comparison)	6%	-6%	8%	1%	2%
Overtime/Personnel Services (%)	0.0%	0.0%	0.0%	0.0%	0.0%

***** UNAUDITED - FOR INTERNAL REVIEW*****



Authority Operations

Albany County Airport Authority
Expense Summary

	2019	September 2019				September 2018 Actual	2019 Actual/ Prior Year Variance %
	Adopted FY Budget	Budget YTD	Actual YTD	Variance YTD	Variance %		
EXPENSES BY CATEGORY							
Personal Services	\$ 1,976,885	\$ 1,482,664	\$ 1,488,827	\$ (6,163)	-0.42%	\$ 1,475,313	-0.92%
Employee Benefits	1,396,127	1,052,457	1,016,120	36,337	3.45%	998,475	-1.77%
Utilities & Communications	92,918	71,185	69,783	1,402	1.97%	62,930	-10.89%
Purchased Services							
Accounting & Auditing	61,000	48,682	104,561	(55,879)	-114.78%	49,427	-111.54%
Insurance	337,994	337,994	347,767	(9,773)	-2.89%	339,622	-2.40%
Legal Services	50,000	37,500	14,548	22,952	61.21%	79,118	81.61%
Janitorial	17,063	12,797	12,151	646	5.05%	12,602	3.58%
Public Communications	414,954	311,216	125,757	185,458	59.59%	150,881	16.65%
Special Studies	35,000	26,250	57,435	(31,185)	-118.80%	38,330	-49.84%
Professional Services	101,160	75,870	82,820	(6,950)	100.00%	69,026	-19.98%
Total Purchased Services	1,017,171	850,309	745,039	105,269	12.38%	739,006	-0.82%
Material & Supplies							
Buildings	31,263	23,447	22,221	1,227	5.23%	13,807	-60.94%
Grounds	500	500	0	500	100.00%	162	100.00%
Total Material & Supplies	31,763	23,947	22,221	1,727	7.21%	13,969	-59.07%
Office	220,506	171,898	188,662	(16,764)	-9.75%	164,130	-14.95%
Administration	127,020	101,628	100,477	1,151	1.13%	87,999	-14.18%
Total Expenses	\$ 4,862,390	\$ 3,754,088	\$ 3,631,129	\$ 122,959	3.28%	\$ 3,541,822	-2.52%

ALBANY COUNTY AIRPORT AUTHORITY
 ACAA
 For the Nine Months Ending Monday, September 30, 2019

	Total Annual Budget	This Month Budget	This Month Actual	Var this Mo To Budget	Year to Date Budget	Year to Date Actual	Var this Yr to Budget
EXPENSES							
Personal Services							
11000 Salaries	\$1,976,885	\$164,740	\$175,045	(\$10,305)	\$1,482,664	\$1,473,785	\$8,879
12010 Overtime 1.5	0	0	0	0	0	47	(47)
13000 Temporary Help	0	0	0	0	0	14,996	(14,996)
Total Personal Services	1,976,885	164,740	175,045	(10,305)	1,482,664	1,488,827	(6,163)
Employee Benefits							
21000 Social Security	151,803	12,135	13,276	(1,141)	118,362	111,502	6,861
22000 Health Insurance	598,427	49,869	47,368	2,501	448,820	413,203	35,617
22105 OPEB	325,000	27,083	27,083	0	243,750	243,750	0
22200 Health-Dental	45,232	3,769	3,195	574	33,924	30,585	3,339
22300 Health-Vision	6,643	554	487	67	4,982	4,618	365
23000 Health - AFLAC	7,560	630	576	54	5,670	5,378	292
24010 EAP Program	970	0	0	0	792	791	1
24015 Smoking Cessation Class	1,200	100	0	100	900	0	900
25005 Uniform Purchases	0	0	839	(839)	0	994	(994)
26010 Disability Insurance	644	54	0	54	483	171	312
26020 Unemployment Insurance	3,259	37	22	15	3,232	2,426	806
26030 Workers Compensation	4,812	401	610	(209)	3,609	7,476	(3,867)
29000 NYS Retirement	250,577	20,881	21,718	(836)	187,933	195,227	(7,294)
Total Employee Benefits	1,396,127	115,513	115,173	340	1,052,457	1,016,120	36,337
Utilities & Communications							
31000 Electric	23,000	1,622	1,432	190	18,142	14,114	4,027
33000 Natural Gas	5,500	47	49	(2)	4,730	4,539	190
36010 Telephone Charges-Local	5,500	458	400	58	4,125	3,700	425
36011 Tele Chg-Long Dist	1,500	125	1,336	(1,211)	1,125	4,309	(3,184)
36015 Telephones-Monthly Service	15,000	1,250	1,294	(44)	11,250	10,041	1,209
36016 Telephones-Monthly Usage	1,500	125	122	3	1,125	2,279	(1,154)
36020 Telephone Repairs	23,585	1,965	788	1,178	17,689	11,699	5,990
36032 Internet Access	17,100	1,425	7,438	(6,013)	12,825	18,934	(6,109)
36060 Cable Television	233	19	23	(3)	175	167	8
Total Utilities & Communications	92,918	7,037	12,881	(5,844)	71,185	69,783	1,402
PURCHASED SERVICES							
Accounting & Auditing							
41010 Financial Services	55,000	181	0	181	42,682	99,239	(56,556)
41020 Rates & Charges	6,000	0	0	0	6,000	5,322	678
Total Accounting & Auditing	61,000	181	0	181	48,682	104,561	(55,879)
Insurance							
42010 Airport Liability Insurance	227,168	0	0	0	227,168	227,186	(18)
42041 Environmental Liability	38,705	0	0	0	38,705	38,705	0
42060 Property Insurance	2,027	166	197	(31)	2,027	2,388	(361)
42065 Crime Insurance	2,397	0	0	0	2,397	6,577	(4,180)
42090 Fiduciary Insurance	1,272	1,272	0	1,272	1,272	1,690	(418)
42070 Public Official Liability	24,519	0	0	0	24,519	25,061	(542)
42080 Cyber Liability	11,906	0	0	0	11,906	16,160	(4,254)
42093 Agency Fee	30,000	0	0	0	30,000	30,000	0
Total Insurance	337,994	1,438	197	1,241	337,994	347,767	(9,773)

ALBANY COUNTY AIRPORT AUTHORITY
 ACAA
 For the Nine Months Ending Monday, September 30, 2019

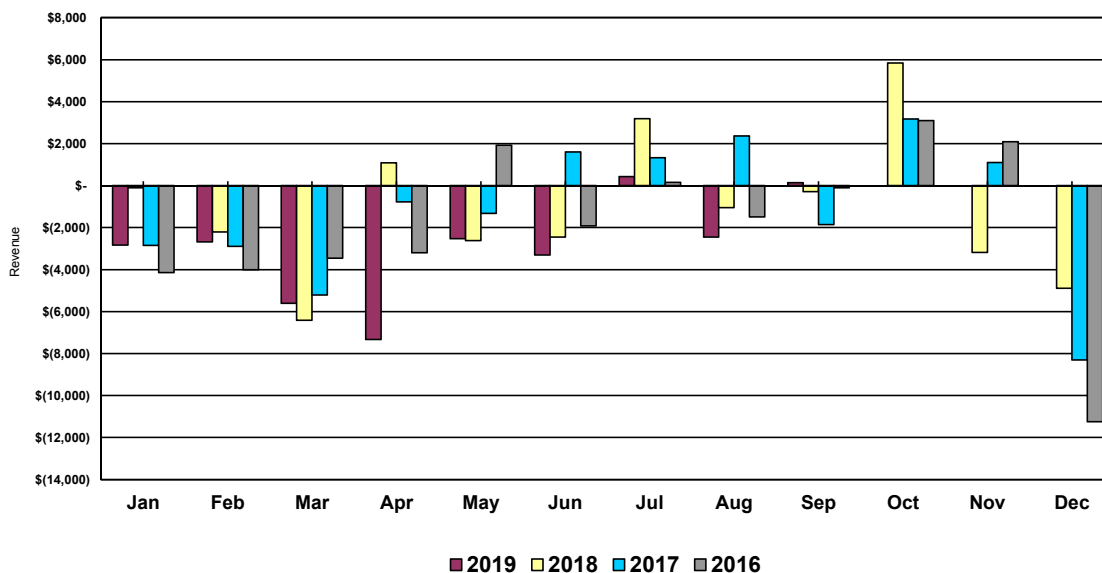
	Total Annual Budget	This Month Budget	This Month Actual	Var this Mo To Budget	Year to Date Budget	Year to Date Actual	Var this Yr to Budget
Legal							
43000 Legal Services	50,000	4,167	3,750	416	37,500	14,548	22,952
Total Legal	50,000	4,167	3,750	416	37,500	14,548	22,952
Janitorial							
45000 Janitorial Services	17,063	1,313	1,350	(38)	12,797	12,151	646
Total Janitorial	17,063	1,313	1,350	(38)	12,797	12,151	646
Public Communications							
46010 Public Relations	85,389	7,116	6,390	726	64,042	83,053	(19,011)
46015 Advertising	329,565	27,464	3,510	23,954	247,174	42,705	204,469
Total Public Communications	414,954	34,580	9,900	24,679	311,216	125,757	185,458
Studies							
47000 Special Studies	35,000	2,917	31,935	(29,018)	26,250	57,435	(31,185)
Total Studies	35,000	2,917	31,935	(29,018)	26,250	57,435	(31,185)
Professional Services							
49005 Appraisal	5,000	417	0	417	3,750	0	3,750
49010 Architectural	30,000	2,500	0	2,500	22,500	0	22,500
49015 Consultant	18,000	1,500	0	1,500	13,500	31,250	(17,750)
49020 Engineering Services	3,000	250	0	250	2,250	17,700	(15,450)
49060 Code Enforcement	45,160	3,763	3,763	0	33,870	33,870	0
Total Professional Services	101,160	8,430	3,763	4,667	75,870	82,820	(6,950)
Total Purchased Services	1,017,171	53,024	50,896	2,128	850,309	745,040	105,269
MATERIALS & SUPPLIES							
Buildings							
52010 Alarm & PA Systems	3,000	250	1,590	(1,340)	2,250	6,875	(4,625)
52031 Electrical Repairs & Supplies	8,000	667	0	667	6,000	1,422	4,578
52032 Elevator Repairs & Supplies	3,000	250	297	(47)	2,250	4,407	(2,157)
52033 HVAC	1,500	125	0	125	1,125	0	1,125
52034 Roof	500	42	0	42	375	0	375
52035 Plumbing Repairs & Supplies	1,500	125	1,208	(1,083)	1,125	4,110	(2,985)
52036 Automatic Door Repairs	500	42	0	42	375	0	375
52037 Pest Control	1,500	125	0	125	1,125	0	1,125
52059 Storage Space Rental	7,500	625	518	107	5,625	5,221	404
52060 Building Maintenance	3,000	250	17	233	2,250	186	2,064
52063 Window Washing	1,263	105	0	105	947	0	947
Total Buildings	31,263	2,605	3,629	(1,023)	23,447	22,221	1,227
Grounds							
53010 Landscaping	500	100	0	100	500	0	500
Total Grounds	500	100	0	100	500	0	500
Total Material & Supplies	31,763	2,705	3,629	(923)	23,947	22,221	1,727
Office							
55010 Office Equipment Rental	10,133	844	1,169	(325)	7,600	7,696	(96)
55011 Copy Machine Use	0	0	0	0	0	839	(839)

ALBANY COUNTY AIRPORT AUTHORITY
 ACAA
 For the Nine Months Ending Monday, September 30, 2019

	<u>Total Annual Budget</u>	<u>This Month Budget</u>	<u>This Month Actual</u>	<u>Var this Mo To Budget</u>	<u>Year to Date Budget</u>	<u>Year to Date Actual</u>	<u>Var this Yr to Budget</u>
55012 Office Equipment Serv Agrmnt	3,297	275	362	(87)	2,473	2,621	(149)
55013 Office Equipment Repairs	500	42	0	42	375	0	375
55014 Computer System Supplies	26,500	2,208	6,423	(4,215)	19,875	21,029	(1,154)
55015 Hardware/Software Maint	107,356	9,634	10,990	(1,356)	86,670	105,048	(18,378)
55016 Computer Equipment	10,720	893	0	893	8,040	7,940	100
55020 Office Furniture & Fixtures	10,000	833	460	373	7,500	1,238	6,262
55030 Printed Forms / Letterhead	1,000	83	0	83	750	202	548
55032 Printing Outside Services	20,000	1,667	635	1,031	15,000	16,627	(1,627)
55040 Postage	8,500	708	1,134	(426)	6,375	6,690	(315)
55041 Express Mail	500	42	56	(14)	375	517	(142)
55050 Reference Materials	1,000	83	0	83	750	0	750
55060 Office Supplies	15,000	1,250	2,911	(1,661)	11,250	13,070	(1,820)
55070 Payroll Services	6,000	362	237	125	4,866	5,144	(279)
Total Office	220,506	18,925	24,377	(5,451)	171,898	188,662	(16,764)
Administration							
66000 Dues & Subscriptions	18,000	538	1,246	(708)	13,006	9,960	3,046
66001 Airport Membership (ACI)	14,000	0	0	0	14,000	14,217	(217)
66002 A.A.A.E. Memberships	550	0	275	(275)	550	550	0
66003 G.F.O.A.	800	67	0	67	600	780	(180)
66005 NYS Bar Association	670	442	0	442	442	0	442
66006 NY Airport Managers Assoc	5,000	0	0	0	5,000	8,000	(3,000)
66007 Local Chamber Of Commerce	6,000	0	0	0	5,716	5,646	70
66008 Center For Economic Growth	3,000	0	0	0	3,000	3,000	0
66011 Authority Travel & Education	500	42	48	(6)	375	48	327
66012 Authority Mgmt Travel & Educ	20,000	1,667	1,629	37	15,000	9,177	5,823
66013 Function Refreshments	20,000	1,667	1,561	106	15,000	10,157	4,844
66014 Outside Functions	5,000	417	0	417	3,750	2,828	922
66020 Tuition Reimbursement	0	0	0	0	0	1,946	(1,946)
66030 Advertising - Public Meetings	20,000	1,667	4,543	(2,876)	15,000	22,507	(7,507)
66031 Economic Development	1,000	83	0	83	750	0	750
66060 Credit Card Service Charges	2,500	285	343	(57)	1,939	2,323	(384)
66062 Bank & Paying Agent Fees	10,000	833	0	833	7,500	9,338	(1,838)
Total Administration	127,020	7,707	9,644	(1,937)	101,628	100,477	1,151
Total Expenses	4,862,390	369,652	391,644	(21,992)	3,754,089	3,631,130	122,959
83000 Non Capital Equipment	0	0	0	0	0	(598)	598
Total Exp & Non Cap Equip.	<u>4,862,390</u>	<u>369,652</u>	<u>391,644</u>	<u>(21,992)</u>	<u>3,754,089</u>	<u>3,630,532</u>	<u>123,557</u>

Albany International Airport Departure Revenue and Expenses 2016 - 2019

Departure Operating Results



	2019 Gross Revenues	2019 Direct Expenses	2019 Operating Results	2018 Gross Revenues	2018 Direct Expenses	2018 Operating Results	2017 Operating Results	2016 Operating Results
YTD Revenues								
Museums	\$89,083	\$53,778	\$35,305	\$94,190	\$53,534	\$40,657	\$51,755	\$41,228
Direct Purchase	64,128	22,048	42,080	73,745	27,045	46,700	40,325	32,947
Salaries	0	100,654	(100,654)	0	94,811	(94,811)	(96,577)	(87,684)
Misc Rev/Exp (*)	952	3,845	(2,893)	505	3,910	(3,405)	(5,122)	(2,736)
Total	\$154,163	\$180,324	(\$26,161)	\$168,440	\$179,300	(\$10,860)	(\$9,619)	(\$16,245)

(*) Supplies, shipping, parking discounts, credit card expenses

	2019 Gross Revenues	2019 Direct Expenses	2019 Operating Results	2018 Gross Revenues	2018 Direct Expenses	2018 Operating Results	2017 Operating Results	2016 Operating Results
January	\$ 10,529	\$ 13,361	\$ (2,832)	\$ 14,604	\$ 14,713	\$ (109)	\$ (2,845)	\$ (4,146)
February	\$ 15,134	\$ 17,818	(2,685)	14,215	16,419	(2,204)	(2,900)	(4,010)
March	16,570	22,177	(5,607)	15,175	21,595	(6,420)	(5,204)	(3,459)
April	13,689	21,018	(7,329)	18,944	17,859	1,085	(769)	(3,193)
May	18,740	21,271	(2,530)	22,284	24,897	(2,613)	(1,320)	1,929
June	16,625	19,924	(3,299)	19,899	22,354	(2,455)	1,602	(1,923)
July	21,882	21,454	428	22,297	19,108	3,188	1,322	154
August	23,998	26,444	(2,446)	21,174	22,218	(1,044)	2,359	(1,491)
September	16,995	16,855	140	19,849	20,137	(288)	(1,863)	(107)
October				24,362	18,519	5,842	3,178	3,092
November				21,398	24,578	(3,180)	1,093	2,089
December				27,917	32,813	(4,896)	(8,310)	(11,250)
Total	\$154,163	\$ 180,324	(\$26,161)	\$ 242,117	\$ 255,211	(\$13,094)	(\$13,658)	(\$22,315)

YTD \$ 154,163 \$ 180,324 \$ (26,161) \$ 168,440 \$ 179,300 \$ (10,860) \$ (9,619) \$ (16,245)

Albany International Airport Departure Operating Summary For the nine months ended September 30

	Total 2019 Budget	This Month		Year to Date		
		Budget	Actual	Budget	Actual	Variance
Revenue						
Museum Shop	\$141,607	12,662.68	\$10,457	\$104,481	\$89,083	(\$15,398)
Direct Buy	113,560	9,917	6,406	81,799	64,128	(17,670)
Shipping	926	103	132	792	702	(90)
Layaway	0	0	0	0	0	0
Miscellaneous	0	0	0	0	0	0
Over/(Short)	0	0	(0)	0	(0)	(0)
Gift Cert. Redeemed/(Sold)	0	0	0	0	250	250
Total Revenues	\$256,092	\$22,682	\$16,995	\$187,071	\$154,163	(\$32,908)
Expenses						
Salaries and Benefits						
Salaries	\$101,593	\$8,215	\$6,709	\$75,078	\$76,941	-\$1,864
Benefits	31,574	2,689	2,394	24,075	23,713	363
Total Salaries and Benefits	133,166	10,905	9,103	99,153	100,654	(1,501)
Museum Shop	80,751	7,174	7,034	56,099	53,778	2,321
Direct Buy	38,213	4,543	513	27,067	22,048	5,019
Shipping	610	88	180	464	477	(13)
Parking	584	40	19	381	581	(200)
Telephone	156	13	6	119	97	22
Travel/Membership/Donations	285	0	0	285	50	235
Equipment/Repairs/Loss/Supplies	3,345	273	0	2,691	2,640	52
Credit Card Fees	9,362	0	0	0	0	0
Total Expenses	\$266,471	\$23,036	\$16,855	\$186,258	\$180,324	\$5,934
Net Revenues	(\$10,379)	(\$353)	\$140	\$813	(\$26,161)	(\$26,974)

Albany International Airport
Employee Count 2019

	Budget 2019	As of Jan 31, 19	As of Feb 28, 19	As of Mar 31, 19	As of Apr 30, 19	As of May 31, 19	As of Jun 30, 19	As of Jul 31, 19	As of Aug 31, 19	As of Sep 30, 19	As of Oct 31, 19	As of Nov 30, 19	As of Dec 31, 19	Variance Budget vs. Sep 30, 19
<u>AUTHORITY</u>														
Administration	23.00	22.00	22.00	22.00	22.00	22.00	22.00	22.00	22.00	22.00				-1.00
Total Authority Positions	23.00	22.00	22.00	22.00	22.00	22.00	22.00	22.00	22.00	22.00	0.00	0.00	0.00	-1.00
Total Airport Positions	231.00	213.50	215.00	215.00	217.00	218.50	218.75	219.25	215.25	210.25	0.00	0.00	0.00	-15.75

Albany International Airport 2019 ACAA Performance Measurements For the nine months ended September 30

ACAA Performance Measurements					
	2016 Final	2017 Final	2018 Final	2019 Budget	2019 YTD Actual
ACAA's total full time employment equivalents	22	22	22	23	22
Community meetings	70	62	86	50	61
Aviation conferences/meetings	29	30	51	30	32
Open Accounts Receivable/Total Operating Revenues	4.2%	4.3%	4.0%	3.0%	4.0%
Open Accounts Payable/Total Operating Expenses	1.9%	1.8%	2.9%	1.6%	2.9%
SPDES Permit	yes	yes	yes	yes	yes
FAA: Part 139 Operation Compliance	yes	yes	yes	yes	yes
Part 77 Airspace Compliance	yes	yes	yes	yes	yes
Part 150 Noise Program	yes	yes	yes	yes	yes
Part 121 Air Cargo Carriers	yes	yes	yes	yes	yes
Update maps & charts of Airport	yes	yes	yes	yes	yes
Landside building rent increase/(decrease) from previous year	8%	2%	1%	10%	10%
T Hangar rent increase/(decrease) from previous year	-3%	1%	4%	-2%	7%
Tie Down rent increase/(decrease) from previous year	-6%	26%	2%	0%	2%
Landside land rent increase/(decrease) from previous year	4%	14%	2%	0%	5%
DBE Participation for construction/engineer contractors	9%	9%	7%	7%	7%
MWBE Participation for construction/engineer contractors	30%	30%	30%	20%	30%
Minority Representation in the Workforce-Concessions					
HMS Host	28%	29%	38%	30%	36%
Paradies	37%	43%	54%	38%	62%
Dunkin Donuts	33%	44%	48%	50%	56%
OHM (New concessionaire as of March 2018)	N/A	N/A	33%	20%	72%
Terminal Survey Results (average, 5 being the highest)	N/A	N/A	4.8	5.0	4.6
Ambassador Program-hours volunteered	15,879	15,827	14,963	15,000	10,977
Ambassador assistance - landside	66,111	120,038	21,750	20,000	13,603
Ambassador assistance - airside	31,768	29,670	27,568	30,000	31,521
Canine assistance-landside (new for 2015)	45,294	93,060	80,333	80,000	53,752
Canine assistance-airside (new for 2015)	6,442	7,024	4,375	5,000	2,660
Concession revenue increase from previous year	3.7%	7.0%	2.4%	1.3%	5.8%
Business Center Visitors (new for 2017)	1278	2670	3275	3,500	2969
Community tours	33	44	30	40	19

**** UNAUDITED - FOR INTERNAL REVIEW****



Investment Schedule

**ALBANY COUNTY AIRPORT AUTHORITY
INVESTMENT SCHEDULE
SEPTEMBER 20, 2019**

DEBT SERVICE RESERVE FUNDS:

	SECURITY	DATES		AMOUNT	RATE
		INV.	MAT.		
<u>Series:</u>					
1999 EFC	SLGS *	6/24/2010	10/15/2019	\$ 277,389	3.093%

* SLGS are State and Local Government Series Securities sold by the U.S. Treasury and offered only to issuers of state and local government tax-exempt debt to assist with compliance of yield restriction or arbitrage rebate provisions of the Internal Revenue Code. Purchasers may only invest Tax-Exempt Bond Proceeds. The Authority makes purchases of SLGS directly from the U.S. Treasury without a broker or dealer and with maturities of generally no more than twelve months.

AGENDA ITEM NO. 5.2

COMPARISON OF ENPLANEMENTS

Comparison of Enplanements 2018 - 2019

	Oct-18	Nov-18	Dec-18	Jan-19	Feb-19	Mar-19	Apr-19	May-19	Jun-19	Jul-19	Aug-19	Sep-19	TOTAL
Albany International Airport (ALB)													
Current Year	132,723	119,639	116,482	106,622	106,760	131,398	133,722	129,868	129,585	143,957	144,967	120,058	1,515,781
Prior Year	127,281	115,758	107,862	104,011	102,852	126,052	122,342	126,345	128,470	137,983	139,520	113,139	1,451,615
% of Change	4.28%	3.35%	7.99%	2.51%	3.80%	4.24%	9.30%	2.79%	0.87%	4.33%	3.90%	6.12%	4.42%
Bradley International Airport (BDL)													
Current Year	295,060	285,639	270,790	241,312	238,652	286,170	302,915	302,763	290,619	302,636	N/A	N/A	2,816,556
Prior Year	287,873	264,878	264,878	237,215	235,556	269,481	288,401	284,122	285,063	311,100	N/A	N/A	2,728,567
% of Change	2.50%	7.84%	2.23%	1.73%	1.31%	6.19%	5.03%	6.56%	1.95%	-2.72%	N/A	N/A	3.22%
Buffalo Niagara International Airport (BUF)													
Current Year	222,735	201,219	191,142	158,054	153,200	214,190	218,968	232,113	225,693	237,078	242,176	201,851	2,498,419
Prior Year	196,194	189,261	180,112	162,717	158,607	212,421	213,631	237,279	232,716	246,058	244,123	206,248	2,479,367
% of Change	13.53%	6.32%	6.12%	-2.87%	-3.41%	0.83%	2.50%	-2.18%	-3.02%	-3.65%	-0.80%	-2.13%	0.77%
Greater Rochester International Airport (ROC)													
Current Year	114,121	109,024	100,547	91,034	90,318	110,297	109,411	121,722	109,801	116,857	115,732	102,703	1,291,567
Prior Year	109,805	104,404	99,445	89,012	91,691	107,777	108,161	117,556	112,539	121,371	115,854	100,068	1,277,683
% of Change	3.93%	4.43%	1.11%	2.27%	-1.50%	2.34%	1.16%	3.54%	-2.43%	-3.72%	-0.11%	2.63%	1.09%
Plattsburgh International Airport (PBG)													
Current Year	8,227	9,787	11,404	10,083	15,177	17,328	13,794	7,491	7,448	11,783	10,541	3,566	126,629
Prior Year	6,903	7,568	10,783	9,945	13,711	17,305	12,352	6,803	5,832	9,943	9,432	5,020	115,597
% of Change	19.18%	29.32%	5.76%	1.39%	10.69%	0.13%	11.67%	10.11%	27.71%	18.51%	11.76%	-28.96%	9.54%
Stewart International Airport (SWF)													
Current Year	31,647	28,417	28,589	22,330	17,736	21,118	22,945	27,430	26,283	30,081	31,156	N/A	287,730
Prior Year	25,849	22,562	23,242	21,466	19,631	23,893	25,249	32,325	34,999	38,163	30,074	N/A	297,452
% of Change	22.43%	25.95%	23.01%	4.02%	-9.65%	-11.62%	-9.13%	-15.14%	-24.90%	-21.18%	3.60%	N/A	-3.27%
Syracuse International Airport (SYR)													
Current Year	107,426	98,723	94,647	85,812	88,986	107,201	102,828	114,544	109,483	123,947	124,608	105,130	1,263,335
Prior Year	98,274	89,892	85,481	75,835	81,317	91,908	97,947	96,879	96,337	110,919	109,613	94,907	1,129,309
% of Change	9.31%	9.82%	10.72%	13.16%	9.43%	16.64%	4.98%	18.23%	13.65%	11.75%	13.68%	10.77%	11.87%
Westchester County Airport (HPN)													
Current Year	68,356	55,952	66,193	60,594	60,693	71,484	73,250	74,590	70,960	77,854	77,940	65,139	823,005
Prior Year	67,530	61,476	62,600	57,087	56,060	62,078	64,854	63,429	63,828	70,569	73,990	58,935	762,436
% of Change	1.22%	-8.99%	5.74%	6.14%	8.26%	15.15%	12.95%	17.60%	11.17%	10.32%	5.34%	10.53%	7.94%

N/A - Not Available

AGENDA ITEM NO. 5.3

SUMMARY AIRLINES SCHEDULED

FLIGHTS AND MARKETS

**ALBANY INTERNATIONAL AIRPORT
DAILY DEPARTURES
CHANGES TO BE IMPLEMENTED BY NOVEMBER 13, 2019**

<u>JET SERVICE</u>	<u>Destination</u>	<u># of Flights</u>		<u>Inc/(Dec) in Flights</u>	<u>Daily Seat Changes</u>
		<u>This Month</u>	<u>Last Month</u>		
DELTA	Atlanta - Equipment Change	3	3	0	-19
DELTA CONNECTION					
Endeavor	Detroit Wayne County	1	0	1	76
SkyWest	Detroit Wayne County	2	3	-1	-76
SOUTHWEST	Baltimore-Washington-Equipment Change	6	6	0	-96
	Chicago Midway - Equipment change	2	2	0	32
	Orlando	2	1	1	175
	Tampa - Equipment Change	1	1	0	-32
UNITED	Chicago O'Hare	1	4	-3	-419
UNITED EXPRESS					
Air Wisconsin	Chicago O'Hare	2	0	2	100
Commutair	Washington Dulles	1	2	-1	-50
Mesa	Washington Dulles	2	0	2	140
SkyWest	Chicago O'Hare	1	0	1	70
TOTAL				2	-99

RECAP OF CHANGES BY MARKET

Atlanta	Delta	-19
Baltimore-Washington	Southwest	-96
Chicago Midway	Southwest	32
Chicago O'Hare	United	-249
Orlando	Southwest	175
Tampa	Southwest	-32
Washington Dulles	United	90
TOTAL		-99

**ALBANY COUNTY AIRPORT AUTHORITY
SUMMARY AIRLINE SCHEDULED FLIGHTS AND MARKETS**

AS OF DATES 1/17/18 2/14/18 3/14/18 4/18/18 5/16/18 6/13/18 7/18/18 8/15/18 9/12/18 10/17/18 11/14/18 12/12/18

DAILY DEPARTURES

American Airlines	2	2	2	2	3	3	3	3	3	3	3	3
American Eagle/Envoy	2	2	2	2	2	2	2	2	2	3	3	3
American Eagle/Piedmont	3	3	1	4	4	3	3	3	5	5	5	5
American Eagle/PSA	6	6	5	1	1	1	4	2	4	4	5	5
American Eagle/Republic	2	2	4	4	5	3	2	2				
American Eagle/Trans States				1		3	1	3				
Delta Air Lines	4	3	4	4	4	4	4	4	4	4	4	4
Delta Connection/Endeavor			1					1	3	1		
Delta Connection/GoJet						2	3	3	1	2	1	2
Delta Connection/SkyWest	2	2	3	4	4	2	1			1	3	1
jetBlue Airways	2	2	2	2	3	2	2	2	2	2	2	2
OneJet		2	4	3	2	3	3	2	2			
Southwest Airlines	12	13	15	13	13	12	12	11	10	12	11	10
United Airlines				2	2	4	4	4	3	4	1	1
United Express/Air Wisconsin				2	2	1	1	1	1			2
United Express/Commutair	5	5	8	8	5	6	6	6	7	7	8	8
United Express/Expressjet	2	2	1							1	2	1
United Express/GoJet										1		
United Express/Mesa						1	1	1				
United Express/Republic					1							
United Express/SkyWest	1	1	2		2						1	1
United Express/Transtates	2	2	1		1				1		1	
45	47	55	52	54	52	52	50	48	50	50	48	
Boutique Air	2	2	2	2	2	2						
Cape Air	6	6	6	6	6	6	6	6	6	6	6	6
8	8	8	8	8	8	6	6	6	6	6	6	
TOTAL DAILY FLIGHTS	53	55	63	60	62	60	58	56	54	56	56	54

MAXIMUM SEATS AVAILABLE

Enplanements	133,025	123,950	154,243	147,265	155,012	152,309	154,730	154,351	138,536	153,820	141,065	143,531
<u>YTD Load Factor 84%</u>	104,011	102,852	126,052	122,342	126,345	125,618	137,983	139,520	113,139	132,723	119,639	116,462
	78%	83%	82%	83%	82%	82%	89%	90%	82%	86%	85%	81%

DIRECT FLIGHT MARKETS

Atlanta	3	2	3	3	3	3	3	3	3	3	3	3
Baltimore	5	5	5	6	6	6	6	6	6	6	4	4
Buffalo			2	2	2	2	2	2	2			
Charlotte	3	3	3	2	3	3	3	3	3	3	3	3
Chicago Midway	2	2	2	2	2	2	2	2	2	2	2	2
Chicago O'Hare	5	5	6	6	7	6	6	6	6	8	8	8
Denver	1	1	1	1	1	1	1	1	1	1	1	1
Detroit	3	3	4	4	4	4	4	4	4	4	4	4
Fort Lauderdale/Hollywood	2	2	2	2	2	2	2	1	1	1	2	2
Fort Myers			1									
Las Vegas										1		
Minneapolis			1	1	1	1	1	1	1	1	1	
New York-Newark	5	5	5	5	5	5	5	5	5	5	5	5
Orlando	3	4	4	3	3	2	2	2	2	2	3	3
Philadelphia	5	5	5	6	6	6	6	6	5	5	6	6
Pittsburgh		2	2	1	1	1	1					
Tampa	1	1	2	1	1	1	1	1		1	1	1
Washington Dulles	2	2	3	3	3	3	3	3	3	3	3	3
Washington National	5	5	4	4	4	4	4	4	4	4	4	4
45	47	55	52	54	52	52	50	48	50	50	50	48
Boston	3	3	3	3	3	3	3	3	3	3	3	3
Massena	2	2	2	2	2	2						
Ogdensburg	3	3	3	3	3	3	3	3	3	3	3	3
8	8	8	8	8	8	6	6	6	6	6	6	6
TOTAL MARKETS	53	55	63	60	62	60	58	56	54	56	56	54

AIRCRAFT TYPE

Jets	20	20	23	23	25	25	25	24	22	25	21	20
RJ's	25	27	32	29	29	27	27	26	26	25	29	28
Commuters	8	8	8	8	8	8	6	6	6	6	6	6
53	55	63	60	62	60	58	56	54	56	56	56	54

- ** Effective 4/5/18, Elite Airways has 2 flights a week direct to Myrtle Beach, SC (ceased operations 9/30/18)
- ** Effective 9/17/18, Frontier Airlines has 3 flights a week direct to Denver, CO (ceased operations 11/13/18)
- ** Effective 10/2/18, Frontier Airlines has 3 flights a week direct to Orlando, FL
- ** Effective 11/21/18, Frontier Airlines has 2 flights a week direct to Fort Myers, FL
- ** Effective 12/12/18, Allegiant Air has 3 flights a week to St. St. Pete / Clearwater / Tampa, FL
- ** Effective 12/13/18, Allegiant Air has 3 flights a week to Orlando / Sanford, FL
- ** Effective 12/13/18, Allegiant Air has 2 flights a week to Punta Gorda / Fort Myers, FL

**ALBANY INTERNATIONAL AIRPORT
AIRLINES ARRIVALS AND DEPARTURES**

As of November 13, 2019

TIME	TOTAL FLIGHTS			CONCOURSE "A"		CONCOURSE "B"				CONCOURSE "C"		DAILY SEATS			
	Arr	Dep	On Ground	United & Expresses Arr	Dep	American & Eagle Arr	Dep	jetBlue Arr	Dep	Delta & Connections Arr	Dep	Southwest Arr	Dep	Arrivals	Departures
05:00 - 05:59		6	12				1				3		2		719
06:00 - 06:59		3	9		1		1						1		275
07:00 - 07:59		4	5		2		2								391
08:00 - 08:59	1	2	4		1		1			1				76	100
09:00 - 09:59	1	3	2	1	1						1		1	70	269
10:00 - 10:59	4	2	4	1	2	2						1		319	120
11:00 - 11:59	4	6	2	1		1	3			2	1		2	418	611
12:00 - 12:59	5	2	5	1		3	2					1		453	210
13:00 - 13:59	2	4	3		1	1	1	1			1		1	200	319
14:00 - 14:59	1	3	1	1	1		1		1					70	270
15:00 - 15:59	1		2			1								63	
16:00 - 16:59	5	2	5	1		1	1	1				2	1	549	206
17:00 - 17:59	4	5	4	1	1		1		1	2	1	1	1	418	482
18:00 - 18:59	4	5	3	2	1	1	1				1	1	2	413	635
19:00 - 19:59	1	1	3		1	1								50	70
20:00 - 20:59	2		5	1								1		193	
21:00 - 21:59	3		8	1		2								267	
22:00 - 22:59			8												
23:00 - 23:59	7		15	1		1				2		3		743	
00:00 - 00:59	3		18			1				1		1		375	
01:00 - 01:59			18												
	48	48			12		15		2		8		11	4,677	4,677
Overnights	Gates		16		5		5				3		3		
	Remote		2										2		
	Total		18												
Times	First Departure			6:00		5:19		14:37		5:55		5:30			
	Last Departure			19:30		18:52		17:35		18:13		18:55			
	Last Arrival			23:33		0:02		16:25		0:02		0:09			

AGENDA ITEM NO. 5.4

USDOT ARRIVAL AND DEPARTURE STATISTICS

AGENDA ITEM NO. 6

Project Development



ALBANY COUNTY AIRPORT AUTHORITY
ALBANY INTERNATIONAL AIRPORT
ADMINISTRATION BUILDING
SUITE 200
ALBANY, NEW YORK 12211-1057

TEL: 518-242-2222
ADMIN FAX: 518-242-2641
FINANCE FAX: 518-242-2640
SITE: www.albanyairport.com

PROJECT STATUS REPORT

November 04, 2019

I. AIRSIDE IMPROVEMENTS

A) Airport Aeronautical Survey and Obstruction Evaluation (Contract No. S-886)

Stantec Engineering has collected all data required by the FAA including flights over the Airport to collect photogrammetry information. All data was compiled, reviewed and will be submitted in accordance with FAA regulations. The Airport Authority and Stantec Engineering are updating the data collected. The final report was submitted to the FAA. Stantec and ACAA continue to address the FAA comments.

B) Runway 10-28 and Taxiway C Edge Light Replacement (Contract No. S-946)

DLC Electric, the low bid contractor, mobilized and has been working nights installing light bases along Runway 10-28 and Taxiway "C". Working at night allows for runway and taxiway closures. The contractor is also working days doing threshold lighting and wiring on Runway 10-28 and Taxiway "C". The contractor is working weekend nights, weather permitting, to do the light installations at the intersection of the two Runways which requires an Airport closure. The project is scheduled to be completed by the end of 2019.

C) Airport Drainage Culvert Replacement (Contract No. SD-930)

Rifenburg Contracting was the low bidder for this project. Rifenburg mobilized to the site and has begun pipe installation across Albany Shaker Road. Rifenburg and C.T. Male are coordinating the work with NYS DOT due to the overlap of work zones with the Exit 4 project. Rifenburg completed the pipe installation across Albany Shaker Road on November 1, 2019 and restoration work has begun. All work for the road crossing was done at night to avoid conflicts with the NYS DOT Exit 3 project. The airfield work will be done in the Spring of 2020.

II. LANDSIDE IMPROVEMENTS

A) Revenue Upgrades and PARCS System (Contract #990-GC)

The existing parking revenue system is being replaced with the PARCS system. Amano McGann is working with ATI Access Control and HMA Contracting to remove the existing equipment, install revenue island extensions and install and test the new PARCS system. The PARCS system includes LPR's (License Plate Readers) and EZ Pass Plus antennas as well as pay on foot kiosks to be installed at key locations, which will allow parking customers to pay for parking before they return to their vehicle, speeding up their exit from the parking lot.

B) New Parking Garage (Contract No. S-989)

The project was divided into 4 separate contracts to expedite the construction. The Precast Concrete Contract 989-PC, which is the fabrication and erection of the precast garage, includes caulking the joints and sealing the top of the double T's is currently over 70% completed. The contractor is in the process of making repairs to small areas damaged during shipping or erection. Contract 989-SF is the site and utility relocations, pile driving and concrete pile caps which LeChase Construction is working on is 96% complete. All but one grade beam concrete has been completed and a high mast light needs to be reinstalled. Contract 989-ES is for the elevators (3 units) two for the Garage and one for the Pedestrian Bridge was awarded to Kone, Inc. Kone has the equipment and expects to deliver it to the site in mid-November 2019. Contract 989-GCR which includes the pedestrian bridge to the Terminal, the vehicle bridge to the garage, electrical, communication and plumbing work inside the new precast structure was awarded to LeChase Construction. The contractor set the structural steel and is preparing to pour the concrete deck for the vehicular bridge. Construction of the embankment including the MSES walls for the new access ramp has begun. The concrete curb, sidewalk and asphalt parking area in front of the ACAA building is being worked on. The plumbing and electrical work inside the new garage structure continues and the placement of concrete for the ground floor is ongoing.

C) Terminal Amenities (Contract No. S-991)

This project was divided into 5 separate contracts. Contract 991-GC is for the new Terminal flooring (terrazzo tile and carpet), soffit lighting, new ceiling in Times Square and various wall finishes was awarded to VMJR Companies. VMJR has set up partitions in the B Concourse (which are moved as the floor is completed) and is working on the Terrazzo floor installation in B Concourse and the partitions are installed for A Concourse terrazzo work to begin. Contract 991-P is for the Toilet rooms rehab and upgrades, the Pet Relief area, the ceiling and lighting in the baggage carousel area, HVAC upgrade at the ticket counters and door refinishing and replacements has been awarded to VMJR Companies. VMJR has completed the renovation of one bathroom in B Concourse and begun work on the other. The first floor main Terminal men's room has been ripped out and all tile and electric work is complete, the plumbing work continues and also the remodeling of the bathrooms in the 79 building upper level is ongoing. Work on the new ceiling and lighting in the Baggage Claim area has begun

and plumbing work for the Pet Relief station has also been started. Contract 991-R is for the removal of the existing skylight in A Concourse and replacement with a metal roof and photovoltaic panels mounted on top which was awarded to Kasselmann Electric. Kasselmann has completed the installation and testing of the photovoltaic panels. Kasselmann is completing work inside the Terminal to close up the area where the skylights were removed. Contract 991-ES is for the replacement of the escalators in the existing parking garage which was awarded to Wainschaf Associates. Wainschaf has completed removal of the existing escalators and the new escalators are in place and being wired in. Testing and adjusting will begin shortly. Contract 991-W is for all new Wayfinding signs throughout the Terminal and new parking garage to guide people to all the Terminal amenities. Color Ad the contractor has been working with Turner and with C & S Companies to get all the sign submittals in and approved. Color Ad has provided mock ups of each of the signs for final approval.

D) CommutAir Alterations (Contract 1003-GC)

CommutAir, the tenant, asked to increase their aircraft parts storage area within the existing building. The new flooring is complete and the contractor is currently completing punchlist items. The contractor has completed the ceiling work and is doing final clean up.

E) Escalator Replacement (Contract 960-GC)

Wainschaf was awarded the contract and completed the installation of the escalators in the main Terminal. Due to the award of the Terminal Amenities contracts, the replacement of the escalators in Concourse A was deferred until the Contract 991-R work was completed. Wainschaf has set their partitions, and removed the existing escalators. Work on this project should be completed by the end of the year.

F) Air Traffic Control Tower (Contract 1013-SW, M & E)

The FAA has requested some upgrades to their facility. Sage Engineering put together bid packages for Sitework (SW), HVAC (M) and Electrical (E) which were bid the end of September and approved by the Board in October. James H. Maloy, Inc. has begun the site work removing the concrete sidewalks and curbing. Eckert Mechanical has begun the submittal process for the new equipment.

G) New Terminal Concessions

The new Burger King restaurant was opened mid-October. HMS is operating the new concession at full staff. Wolfgang Puck Pizza is under construction. The new restaurant equipment was delivered Mid-October and the new millwork has been delivered and installed including the counter top. The installation of the equipment and related ductwork is ongoing.

AGENDA ITEM NO. 7

Counsel

AGENDA ITEM NO. 8

Concessions/Ambassador Program



ALBANY COUNTY AIRPORT AUTHORITY
 ALBANY INTERNATIONAL AIRPORT
 ADMINISTRATION BUILDING
 SUITE 200
 ALBANY, NEW YORK 12211-1057

TEL: 518-242-2222
 ADMIN FAX: 518-242-2641
 FINANCE FAX: 518-242-2640
 SITE: www.albanyairport.com

November 4, 2019

Marketing, Concessions & Ambassador Program

Minority Percentages in the Concession’s Workforce

Date	HMS Host	OHM	Paradies	Dunkin Donuts
Oct 2018	22/54=40.7%	41/50=82%	13/21=61.9%	5/10= 50%
Nov 2018	23/62=37%	49/59=83%	13/21=61.9%	6/11 = 54.5%
Dec 2018	23/53=43.4%	40/47=85%	15/23=65%	5/10=50%
Jan 2019	21/54=38.8%	42/50=84%	15/25=60%	5/10=50%
Feb 2019	24/60 =40%	42/51=82.3%	12/22=54.5%	5/9=55.5%
Mar 2019	26/61=42.6%	34/52=65.3%	14/22=63.6%	4/9=44.4%
Apr 2019	21/57= 36.8%	35/42=83.3%	14/23=60%	4/8=50%
May 2019	18/67=26.8%	28/43=65%	15/22=68%	5/9=55%
June 2019	20/64=31.2%	24/41=58.5%	15/24=62.5%	6/10=60%
July 2019	20/64=31.2%	23/40=57.5%	15/24=62.5%	7/12=58.3%
Aug 2019	20/58=34.5%	27/33=81.8%	13/22=59%	6/10=60%
Sept 2019	21/55=38.2%	25/32=78%	12/20=65%	6/9=66.6%
Oct 2019	23/61=37.7%	37/48=77%	16/24=66%	7/10=70%

Concessions

Wolfgang Puck Pizza – It is anticipated that WPP will be open mid-November.

Burger King – Opened on Wednesday, October 16th and doing well.

Silks of Saratoga – This remodel is planned to start in November.

HVWB – This remodel is planned to start in January, 2020 and will be The Hudson Valley Beer Union.

Dunkin Donuts - A remodel is planned to start in the Spring.

Ready Credit – Cash to Card Kiosks installed on October 1, 2019.

Departure – Closed on October 31st. The Authority will look for a suitable concession for that location.

AGENDA ITEM NO. 9

Public Affairs



ALBANY COUNTY AIRPORT AUTHORITY
 ALBANY INTERNATIONAL AIRPORT
 ADMINISTRATION BUILDING
 SUITE 200
 ALBANY, NEW YORK 12211-1057

TEL: 518-242-2222
 ADMIN FAX: 518-242-2641
 FINANCE FAX: 518-242-2640
 SITE: www.flyalbany.com

Public Affairs Report November 4, 2019

Burger King

The Burger King restaurant opened to the public on October 16. We are working with the folks from HMS Host to plan an appropriate grand opening event. The event will feature the “Burger King” and give-a-ways to travelers.



Fear of Flying

Our two recent Fear of Flying classes on October 5 drew over 40 individuals and another 30 individuals have already expressed interest in attending a class. Comments were extremely favorable, however, some individuals suggest that the former Southwest Airlines pilot be allotted additional time. While there was a question and answer period both the pilot and the instructor, Loretta Malta, remained “after class” to answer private questions. We are planning the next class later this month.




AOPA Seminar

The Airport Authority hosted the second of what will be a continuing series of Safety Seminars sponsored by AOPA, the Aircraft Owners and Pilots Association. Nearly 100 local general aviation pilots attended the October 15 seminar which was held on the Observation Level.



Make-A –Wish Halloween Party

Southwest Airlines hosted its annual Halloween Party for Make-A-Wish children and their families on October 26. Former Integra Optics owner Dave Prescott donated the use of his hangar for the second year in a row. The event had previously been held in the Million Air hangar.



AGENDA ITEM NO. 10

**Authorization of Contracts/Leases/Contract
Negotiations/Contract Amendments**

AGENDA ITEM NO. 10.1

Professional Services: Authorization to Award Engineering Design and Construction Administration Contract S-1009 with Bergmann Associates, Architects, Engineers, Landscape Architects & Surveyors D.P.C.

AGENDA ITEM NO: 10.1
MEETING DATE: November 4, 2019

ALBANY COUNTY AIRPORT AUTHORITY
REQUEST FOR AUTHORIZATION

DEPARTMENT: *Planning and Engineering*

Contact Person: *Stephen Iachetta, AICP, Airport Planner*

PURPOSE OF REQUEST:

Professional Services: *Authorization to Award Engineering Design and Construction Administration Contract S-1009 with Bergmann Associates, Architects, Engineers, Landscape Architects & Surveyors D.P.C.*

CONTRACT AMOUNT:

Base Amount: \$133,686

BUDGET INFORMATION:

Anticipated in Current Capital Plan: Yes No NA
Funding Account No: CPN 2252

FISCAL IMPACT - FUNDING (Dollars or Percentages)

Federal 0% State 70% Airport 30%
Term of Funding: 2019-2021
Grant No. _; NYS DOT PIN – 1A00.96.

JUSTIFICATION:

Authorization is requested to award professional engineering service Contract S-1009 with Bergmann Associates, Architects, Engineers, Landscape Architects & Surveyors D.P.C. of Albany for the Terminal Parking Solar Canopy Improvements project. The \$2M total project budget is funded under State PIN 1A00.96 Board authorized on June 11, 2019. The design RFQ was widely advertised and each competitive engineering team proposal was deemed best qualified by committee rank score and authorization to negotiate the attached scope and fee was Board authorized on August 26, 2019. Construction Inspection is proposed to be deferred pending completion of design services for the Terminal Parking Solar Canopy Improvements. New York State M/WBE program compliance has been demonstrated with 33% goal attainment noted. NYSDOT Aviation Grant funding was Board authorized on June 11, 2019.

CHIEF EXECUTIVE OFFICER'S RECOMMENDATION:

Recommend approval.

FINAL AGREEMENT SUBJECT TO APPROVAL BY COUNSEL: YES NA

AGENDA ITEM NO: 10.1
MEETING DATE: November 4, 2019

PROCUREMENT DEPARTMENT APPROVAL:

Procurement complies with Authority Procurement Guidelines and Chief Financial Officer has approved. Yes J NA _____

BACK-UP MATERIAL:

Please refer to the attached scope/fee proposal dated October 3, 2019, RFQ and project location map.



S1009 – Scope of Work Narrative

Design Services for Terminal Parking Solar Canopy Improvements
Provide approx. 46,000 SF Photovoltaic Solar Canopy Array in Terminal Long Term Parking lot
and provide weather protective cover for enhanced pedestrian and vehicle access.

Albany International Airport
Contract No. S-1009



CLIENT: Albany County Airport Authority (ACAA)
Administration Building – Suite 200
Albany International Airport
Albany, New York 12211-1057

SERVICES TO BE RENDERED: Schematic Documents, Construction Documents, Construction Phase Services

ESTIMATED TOTAL PROJECT COST: \$2,000,000

PROGRAM OBJECTIVE:

Upon receiving a NYSDOT Grant the Albany County Airport Authority intends to construct approximately 46,000 sf of photovoltaic solar canopy arrays in the long-term parking lot. The project will produce solar energy and provide weather protection for enhanced pedestrian and vehicle access. The project will also add electric vehicle charging stations (quantity and location to be determined).

As part of the NYSDOT grant process, a preliminary schematic drawing has been prepared. These documents shall serve as a design guide and the design consultant shall make every attempt to adhere to the elements of design as represented in these documents. (See Attachment A).

Project Site

Along with new solar canopies in the long-term parking lot, new pedestrian walking paths will be developed at appropriate locations based on the desired pedestrian routes. The new walking paths will be located under the solar canopies to allow pedestrian coverage from parking their car to the terminal to the extent possible.

Also associated with the new solar canopies the lot will undergo re-paving and re-striping to accommodate the work associated with the solar canopy and charging station work.

Topographic & Utility Survey

S.Y. Kim Surveyors (MBE) will perform a topographic and utility survey of the project area, which includes the long-term parking lot east of the main walkway to the terminal. All surface features of utilities will be identified. Location of underground utilities will be mapped based on record drawings or other information provided from the ACAA. If needed, a locating service will be retained as an additional service to identify the location of underground utilities to the extent possible.



Geotechnical

Geotechnical investigation will be performed by Atlantic Testing Laboratories (ATL). ATL will coordinate an underground utility clearance using a public utility locating service such as Dig Safely New York along with the utility mapping completed by SY Kim. We anticipate four boring locations to determine subsurface soil conditions for foundation design.

Civil/Site Scope

Site design services will generally address pavement removal for installation of the canopy foundations, pavement repair and or restoration, underground electrical conduit, site lighting, stormwater drainage, vehicular and pedestrian circulation, and construction phasing. Scope of work items include the following;

1. Prepare a Concept Site Plan taking into consideration applicable design criteria. The plan will depict approximate canopy locations including column/foundation locations, vehicle charging stations, site lighting, points of interconnection and conduit paths for all three systems.
2. Prepare Construction Drawings to include the following;
 - a. Existing Conditions Plan: Depict existing conditions including surface features, topography and underground utilities based on the topographic and utility survey.
 - b. Demolition & Removals Plan: Identify demolition and removals required for installation of the solar panels, foundations, vehicle charging stations and underground utilities.
 - c. Site Layout Plan: Provide a detailed layout of the solar canopies and vehicle charging stations as well as any improvements required for vehicular and/or pedestrian circulation.
 - d. Site Utility & Drainage Plan: Depict the location for the underground electric lines serving the solar canopies and vehicle charging stations along with any required under canopy lighting. Ensure positive drainage to existing storm inlets.
 - e. Site Lighting Plan: Coordinate site lighting with electrical engineer and lighting designer. Provide additional under canopy and site lighting as needed as a result of adding the solar canopies. Provide photometrics including lighting cutsheets.
 - f. Construction Details: Prepare construction details as needed for the site improvements and repair.
 - g. Construction Phasing Plan: Prepare a preliminary construction phasing plan, likely in two phases, that will maintain required vehicular and pedestrian access through the parking lot, while allowing for construction of the solar canopies and a suitable construction staging area. The intent will be to convey to the contractor the desired phasing, however, the contractor will be required to prepare a construction phasing plan that meets both their and the airport's requirements.
3. Prepare technical specifications for the applicable site work.
4. Prepare a FAA environmental assessment for FAA review.

Structural Scope

We will review the site-specific design criteria outlined by the latest applicable edition of the New York State Building code in regards to dead, live, snow, wind, and seismic loading. In conjunction with the geotechnical report we will review applicable structural framing and foundation systems. Scope of work items include the following;

1. Prepare a Concept Foundation & Framing Plan taking into consideration applicable design criteria, the plan will depict canopy framing sizes and column/foundation sizes.

2. Prepare Construction Drawings to include the following;
 - a. Design Criteria & Structural Notes: Identify the site-specific design criteria used in the design of the canopies and foundations. Provide short form notes for foundations, concrete reinforcement, foundations, steel, and special inspections.
 - b. Foundation Plan: Provide a detailed layout and sizes of the foundation system for the canopies.
 - c. Framing Plans: Provide a detailed layout and sizes of the steel members for the solar canopies.
 - d. Elevations (as necessary): Provide detailed elevations showing geometry of the solar canopies.
 - e. Construction Details: Prepare construction details as needed for the steel framing and foundations.
3. Prepare technical specifications for the applicable site work.
4. Prepare a Statement of Special Inspections.

Electrical Scope

We will develop design documents that describes all electrical work to be performed for the proposed solar canopies, electrical vehicle charging stations and LED site and under canopy lighting. Scope of work items include the following;

1. Electrical Investigation: Complete site visits as necessary to collect pertinent site information for the three systems; 1) proposed solar canopy, 2) Electrical Vehicle (EV) chargers, 3) LED site and under canopy lighting. Evaluate the existing electrical infrastructure to identify the point of interconnection and conduit paths for all three systems. Identify any infrastructure that may need to be relocated or that could cause shading issues.
2. Prepare Concept Electrical Plans taking into consideration parking lot operations, such as snow removal processes and pedestrian access pathways. Concept plans will include the following:
 - a. Preliminary Production Model: Calculate the estimated 1st year electrical production in kWh from the solar canopy system utilizing Helioscope's modeling software.
 - b. Preliminary Electrical One-Line: Prepare an electrical one-line identifying major system components and quantities. Identify DC string sizing for solar panels.
 - c. Solar Canopy Electrical Three-Line: Prepare an electrical three-line identifying major solar system components and quantities. This will be used for the interconnection application.
 - d. Interconnection Application: Prepare and submit interconnection application to National Grid for initial approval. If a CESIR is required for initial approval, we will monitor National Grids progress and respond to any technical questions.
 - e. Perform FAA Glare analysis of solar array and obtain FAA approval.
3. Prepare Construction Drawings to include the following;
 - a. Demolition & Removals Plan: Identify demolition and removals required for installation of the solar panels, EV chargers, and LED lighting.
 - b. Electrical Site Plan: Provide a detailed layout of all electrical equipment.
 - c. Production Model: Calculate the 1st year electrical production in kWh from the final solar canopy system layout and components utilizing Helioscope's modeling software.
 - d. Electrical One-Line: Prepare an electrical one-line identifying major system components and quantities. Identify DC string sizing for solar panels.
 - e. Interconnection Application Closeout: Prepare and submit final interconnection approval documents to National Grid. If a Witness Test is required by National Grid, an electrical engineer will attend to supervise the testing and respond to any technical questions.
 - f. Construction Details: Prepare construction details as needed.
4. Prepare technical specifications for the applicable work.



Bid/Construction Documents

Bergmann will prepare a complete set of bid/construction documents including the drawing and technical specifications stated in the previous sections. Along with the technical specifications Bergmann will coordinate with the ACAA for the front end of the project manual.

Permitting & Utility Coordination

Bergmann will prepare and assist with submission of all required permits and approvals through the design and construction. This includes coordination with the electric utility company to receive preliminary and final interconnection approval for the solar photovoltaic canopy. Because of the proposed size of this project, we believe a CESIR (Coordinated Electric System Interconnection Review) may be required by the electric utility to receive preliminary approval. If so, this can extend the interconnection process as the utility has 60 business days to complete the report. Bergmann will monitor the utilities progress and respond to any requests or technical questions they may have during this period. After the completion of the installation, the Senior Electrical Engineer will complete a site visit during the final witness testing of the system, should the utility request one for the project to receive final interconnection approval.

The time that the utility is allowed to take for review and approval of a project is fairly extensive. We have outlined the typical process and associated timeline below. All of the steps outlines aren't required for every project, however the steps required for our project will not be determined until starting the process with the utility.

Interconnection Approval Timeline		
Steps		Maximum Time in Business Days
1	After Application Submission, Utility's time to review application for completeness	10
2	Utility's time to complete first study (Preliminary Analysis)	15
3	Customer's time to decide how they would like to proceed with the application after they receive the Preliminary Analysis Results	10
4	Utility's time to complete Second study, if required (Supplemental Analysis)	20
5	Customer's time to decide how they would like to proceed with the application after they receive the Supplemental Analysis Results, if required	15
6	After Third Study Submission, if required (CESIR), Utility's time to review application for completeness	10
7	Utility's time to complete the CESIR Study, if required	60
	Total Process Time	140

Based on our experience, we believe we will be required to complete steps 1 thru 3, and step 7. The times indicated in the table are also the maximum times allowed, therefore we anticipate things moving a bit faster. We believe steps 1 thru 3 should be around 15 business days and step 7 will be around 40-50. To allow for the entire approval timeline to take place if required we will start the utility coordination early in the design phase as indicated in our schedule.



Bidding & Construction Administration

Bergmann will assist the ACAA during the construction bid process. Services anticipated during this phase include: responding to RFI bid questions, issuing addenda and supplemental drawings as needed to clarify the contract documents; attending a pre-bid conference meeting with prospective bidders; attending the public bid opening; and assisting ACAA in assessing bid results and providing recommendation of award.

Once construction has commenced, Bergmann will respond to any Requests for Information (RFIs); review and approve shop drawings, product data, samples and other submittals; review and sign payment applications and return to ACAA for issuance; attend construction meetings and perform site visits (two per month, during construction) to ensure contract compliance. We will coordinate with the ACAA to approve any Change Orders and work to limit the amount or level of changes requested.

Bergmann will perform a punch list inspection at substantial completion and issue a punch list to be completed by the Contractors. Bergmann will also provide a final inspection of the work in accordance to the contract documents and assist with the Building Permit Closeout process.

Project Schedule


The following is a milestone schedule:

- Schematic Design/Existing Condition Documentation: Nov/Dec 2019
- Schematic Design/Concept Review with ACAA: Dec 2019
- Design Development/CD's: Dec 2019/Jan 2020
- Final Review by ACAA: Jan 2020
- Bidding/Contract Award: Feb 2020
- Construction/Construction Admin: April/July 2020

Design Schedule	2019				2020																																	
	November				December				January					February				March				April				May				June				July				
	1	2	3	4	1	2	3	4	1	2	3	4	5	1	2	3	4	1	2	3	4	1	2	3	4	1	2	3	4	1	2	3	4	1	2	3	4	5
Schematic/Existing Condition Phase: 3 weeks																																						
Design Development/CD Phase: 5 weeks																																						
ACAA Review: 2 weeks																																						
Permitting & Utility Coordination																																						
Bidding Phase and Contract Award: 3 weeks																																						
Construction Administration Phase: 14 weeks																																						

Assumptions

1. All application and permit fees are paid for directly by the Owner.
2. ACAA will provide existing drawings and documentation related to existing improvements in the project area.
3. SEQRA review will be limited to preparation of a Short Form Environmental Assessment Form (EAF).
4. All required 3rd party special inspections and testing are paid for directly by the Owner.
5. Foundation systems for the canopies are assumed to be shallow foundations. The design and detailing for deep foundations are not included in this scope. An additional fee will be required for this service.



CHA
CONSTRUCTION MANAGEMENT SERVICES

ALBANY INTERNATIONAL AIRPORT

SOLAR ARRAY SITE PLAN

No.	Location	Area	Feet	Date

Designed By JWV	Drawn By EM	Checked By
Issue Date 06/28/13	Project No. 35318	Scale AS SHOWN

© Drawing(s):
CP-01

SITE STATISTICS

1. 45,648 SF TOTAL SOLAR ARRAY CANOPY
2. 212 PARKING SPACES COVERED

0 20 40
Scale in Feet

EXHIBIT A

FEE PROPOSAL SUMMARY

ALBANY INTERNATIONAL AIRPORT
 Design Services for Terminal Parking Solar Canopy Improvements
 Contract S-1009
 NYSDOT PIN 1A00.96



Title / Role	Firm	Bergmann	Bergmann	Bergmann	Bergmann	Bergmann	Bergmann	Bergmann	Bergmann			HOURS BY TASK	TOTALS
	Contract Manager	Project Manager	Civil Engineer	Civil Designer	Senior Electrical Engineer	Electrical Designer	Senior Structural Engineer	Structural Engineer					
Hourly Rate	\$175.00	\$150.00	\$135.00	\$105.00	\$150.00	\$105.00	\$150.00	\$120.00					
TASKS													
TASK 1.0 SCHEMATIC DESIGN/EXISTING CONDITIONS	4	12	4	2	26	114	7	54				223	\$26,110.00
TASK 2.0 DESIGN DEVELOPMENT/CD PHASE	8	16	4	2	28	134	8	88				288	\$34,040.00
TASK 3.0 PERMITTING & UTILITY COORDINATION		8	4	2		24						38	\$ 3,930.00
TASK 4.0 BID ASSISTANCE		16	2	2	2	4		8				34	\$ 4,290.00
TASK 5.0 CONSTRUCTION ADMINISTRATION		40	4	2	12	52		32				142	\$17,310.00
												0	\$ -
Total Hours	12	92	18	10	68	328	15	182	0	0		725	\$88,110.00
Total Cost	\$2,100.00	\$13,800.00	\$2,430.00	\$1,050.00	\$10,200.00	\$34,440.00	\$2,250.00	\$21,840.00	\$0.00	\$0.00			

EXPENSES	
Printing	\$ 1,500.00
TOTAL EXPENSES: \$ 1,500.00	

SUB CONSULTANTS	TOTAL
SY Kim (MBE)	\$9,400
Atlantic Testing Laboratories (WBE)	\$9,971
Stuart Lynn (W/MBE)	\$14,190
Lu Engineers (MBE)	\$10,515
TOTAL:	\$44,076

SUBTOTAL EXPENSES:	\$1,500.00
TOTAL LABOR AND EXPENSES:	\$89,610.00
SUBTOTAL SUB CONSULTANTS:	\$44,076.00
TOTAL PROJECT:	\$133,686.00



**FORM A
ALBANY COUNTY AIRPORT AUTHORITY
MBE/WBE/SDVOB UTILIZATION PLAN
FOR NON-FEDERALLY FUNDED PROJECTS**

ACAA Contract No. S-1009 Award Date: _____ Agreement/Contract Value: _____

Bergmann Associates, Architects, Engineers, Landscape Architects

Contractor: and Surveyors, DPC Primary Contact: Gregg E. Ursprung, PE, LEED AP


Address: 280 E. Broad Street, Suite 200, Rochester, NY 14604

Phone: (585) 232-5135 Fax: (585) 325-8493 E-Mail: gursprung@bergmannpc.com

Goals: MBE 15% and WBE 15% combined and SDVOB 0% (As specified in project advertisement and/or documents)

Subcontractor Name and Address	Federal ID No.	Dollar Value of Contract or Purchase Order	Description of Work Or Supplies	Subcontractor/Supplier Schedule	
				Start Date	Completion Date
Stuart-Lynn Company 30 South Pearl Street 8th Floor, Suite 803 New York, NY 12207 Check One: <input checked="" type="checkbox"/> MBE <input checked="" type="checkbox"/> WBE <input type="checkbox"/> SDVOB	06-1605747	\$14,190	Check One: <input checked="" type="checkbox"/> Subcontractor <input type="checkbox"/> Supplier		
S.Y. Kim Land Surveyor, PC 424 North Greenbush Rd. Rensselaer, NY 12144 Check One: <input checked="" type="checkbox"/> MBE <input type="checkbox"/> WBE <input type="checkbox"/> SDVOB	14-1668103	\$9,400	Check One: <input checked="" type="checkbox"/> Subcontractor <input type="checkbox"/> Supplier		
Atlantic Testing Laboratories 6431 US Highway 11 Canton, NY 13617 Check One: <input type="checkbox"/> MBE <input checked="" type="checkbox"/> WBE <input type="checkbox"/> SDBOB	16-1109111	\$9,971	Check One: <input checked="" type="checkbox"/> Subcontractor <input type="checkbox"/> Supplier		
Joseph C. Lu Engineering, P.C. 950 New Loudon Rd, Latham, NY 12110 Check One: <input checked="" type="checkbox"/> MBE <input type="checkbox"/> WBE <input type="checkbox"/> SDVOB	16-1174578	\$10,515	Check One: <input checked="" type="checkbox"/> Subcontractor <input type="checkbox"/> Supplier		

In accordance with the Authority's Contract Documents and Executive Law Article 15-A, my firm seriously expects to use NYS certified MBE/WBE/SDVOB certified firms listed above. The Contractor shall request approval of any changes to this plan from the ACAA DBE Liaison Officer.



Company Officer's Signature
Andrew J. Raus, AICP

(Print Name)
Gregg E. Ursprung, PE, LEED AP - Client Manager

M/WBE Liaison Officer

10/03/2019
Date
Sr. Vice President

Title

10/03/2019
Date

AGENDA ITEM NO. 10.2

**Construction Contract:
Contract No. SC-1027; HVAC Services
BPI Piping, Inc. & Eckert
Mechanical**

AGENDA ITEM NO: 10.2
MEETING DATE: November 4, 2019

ALBANY COUNTY AIRPORT AUTHORITY
REQUEST FOR AUTHORIZATION

DEPARTMENT: *Finance*

Contact Person: *Michael F. Zonsius, Chief Financial Officer*

PURPOSE OF REQUEST:

Service Contract: *Contract No. SC-1027; HVAC Services
BPI Piping, Inc. & Eckert Mechanical*

CONTRACT AMOUNT:

Contract Amount: *\$75,000 (Estimated Total Contract Cost – There is No Fixed Total
Contract Amount)*

BUDGET INFORMATION:

Anticipated in Current Budget: Yes X No

FISCAL IMPACT - FUNDING (Dollars or Percentages)

Federal State Airport 100%
Funding Source: Airport Operating Budget

JUSTIFICATION:

The Airport relies upon the services of an independent contractor to provide technical and support services as requested and directed by the Airport Heating, Ventilating, and Air Conditioning (HVAC Mechanic). The Authority received seven proposals. The RFP stated two (2) contractors would be awarded this contract to avoid project delays if one contractor is not readily available. Requested work will be alternated between the two contractors at the discretion of the Airport Authority Representative. Based upon an evaluation of the services offered and the fees proposed, a request is made to award a one year contract with four additional one year terms to the two contractors receiving the highest evaluation score; BPI Piping and Eckert Mechanical.

CHIEF EXECUTIVE OFFICER'S RECOMMENDATION:

Recommend approval.

FINAL AGREEMENT SUBJECT TO APPROVAL BY COUNSEL: Yes ✓ NA

AGENDA ITEM NO: 10.2
MEETING DATE: November 4, 2019

PROCUREMENT DEPARTMENT APPROVAL:

Procurement complies with Authority Procurement Guidelines and Chief Financial Officer has approved. Yes J NA _____

BACK-UP MATERIAL:

Please refer to the attached evaluation score summary, proposed pricing summary, proposals submitted by BPI Piping and Eckert Mechanical, and the RFP.

MEMORANDUM

TO: Michael Zonsius
Chief Financial Officer

FROM: Bobbi Matthews
Purchasing Agent

DATE: October 28, 2019

RE: Recommendation of Award Contract # SC-1027
HVAC Services

On September 19, 2019 proposals were received and acknowledged for HVAC Services at Albany International Airport.

The evaluation committee included Kevin Heir, Steve Fodera and myself. We met and discussed the proposals received. The committee scored all proposals based on the evaluation criteria in the Request for Proposal document. Eckert Mechanical and BPI Piping received this highest scores. Therefore, recommendation for award is made to these two contractors. To avoid work delays, two contractors are being requested for award.

Upon approval, an award letter and service contract will be sent to each contractor.

Attachment


**Contract #SC-1027
HVAC Services**

Company Name	Collette Mechanical	Eckert Mechanical	Danforth	Eastern Heating and Cooling	Kleegerg Mechanical
---------------------	---------------------	-------------------	----------	-----------------------------	---------------------

Company Name	TCR	BPI Mechanical
---------------------	-----	----------------


I, Bobbi Matthews, certify that this proposal acknowledgment is a true copy of the submittals received for the proposal (RFP) above.

Albany Airport Authority Purchasing Department



Bobbi Matthews,
Purchasing Agent

Sworn to before me this 20th day of September 2019.


Notary Public

JENNIFER A. MUNGER
Notary Public, State of New York
No. 01MU6246332
Qualified in Schenectady County
Commission Expires Aug. 08, 2023

**Contract #SC-1027
HVAC Services
Scoring Results**

Highest possible score: 300 points.

Eastern Heating:	203
Danforth:	268
Kleeberg:	215
Collett:	230
Tri-County:	236
BPI:	298
Eckert:	294

Award will be made to two vendors. Highest scored vendors are BPI and Eckert Mechanical.

BPI MECHANICAL SERVICE

95 Hudson River Rd.
Waterford, NY 12188
(518) 238-2383 Ph. (518) 233-0123 Fax

9/19/19

Albany International Airport
Admin Bldg
Suite 204
Albany, NY 12211

Re: HVAC Services RFP SC-1027

To whom it may concern,


Listed below is a brief list of the key personnel who will be assigned to this proposal should an award be made to us.

Although not a complete list, it highlights some of our capabilities. We offer this for your consideration:

Daniel Keating	President	30 Years Mechanical/Service	dank@bpimechanicalservice.com
Joseph R Burniche	Vice President	37 Years Mechanical/Plumbing	joeb@bpipiping.com
Steve Wilcox	HVAC	18 years HVAC/Service	stevew@bpimechanicalservice.com
Jared Holcomb	HVAC	18 years HVAC/Service	jaredh@bpimechanicalservice.com
Tony Kasowski	HVAC	20 years HVAC/Service	tonyk@bpimechanicalservice.com
Seth Dunn	HVAC	5 years HVAC/Service	sethd@bpimechanicalservice.com
Joshua Keating	HVAC	6 years HVAC/Controls	joshk@bpimechanicalservice.com

Please direct any questions regarding this proposal to me at the email address and/or phone listed

Very truly yours,



Daniel Keating
BPI Mechanical Service, Inc



95 Hudson River Rd.
Waterford, NY 12188
(518) 238-2383 Ph. (518) 233-0123 Fax

9/19/19

Albany International Airport
Admin Bldg
Suite 204
Albany, NY 12211

Re: HVAC Services RFP SC-1027

To whom it may concern,

In recognition of the requirements of the HVAC PM contract proposal, we offer the following executive summary for your review.

BPI Mechanical Service is located in Waterford, NY and is a full-service mechanical service contractor. Under the guidance of our management staff (see below), we offer our clients with a highly trained and dedicated staff and pride ourselves on answering our customers concerns in a timely and efficient manner.

Our management team is as follows:

President	Daniel Keating
Vice President	Joseph R. Burniche
Business Development Manager	Jacklyn D Livingston
Office AR/AP	Seranie Petuske

As the mechanical industry in constantly changing with advances in equipment and control strategies, new installation methods, higher efficient units and increased electronic components, we take it upon ourselves to send our employees to factory schools and training classes. As a result, we have one of the most highly skilled and trained work forces in the industry. Our employees are trained and certified on the following:

- a. ABB variable frequency drives
- b. Carrier DDC Controls
- c. Johnson Controls Metasys and FX Platform
- d. Daikin factory certified installation and service technicians
- e. Aerco hi efficient boilers
- f. Liebert (Vertiv) data center cooling systems
- g. York factory certified technicians
- h. Certified brazers for proper installation of refrigerant piping
- i. Certified mig/tig/stick welders
- j. Licensed plumbers
- k. Certified med gas installers
- l. CFC certified technicians
- m. Large tonnage chiller
- n. Fire tube boilers

All of our employees are members of Plumbers, Pipefitters and Service Technicians Local # 7 and Local # 773. These members have completed their NYS DOL approved and certified apprenticeship program. This program encompasses a 5-year apprentice program that includes evening classes as follows:

- | | |
|---------------------------------|--|
| a. 1 st year classes | Use/Care of tools, Intro. to Piping Industry, Plumbing supply and drainage |
| b. 2 nd year classes | OSHA 30 hour class, Steam and Condensate Class/Shop |
| c. 3 rd year classes | Welding, CAD/blue print reading, HVAC troubleshooting |

- d. 4th year classes Qualified rigging, cleanroom protocol, welding, HVAC Install
- e. 5th year classes Pipe fitting fundamentals, HVAC piping/troubleshooting/Controls

Accordingly, all employees are OSHA 10 certified (at a minimum), and several are OSHA 30 trained.

We also offer the following if an award is made to BPI Mechanical for this proposal:

- b. 24/7 on call schedule available (current schedule included in proposal for view)
- c. All technicians are dispatched from our main office and have company vehicles at their disposal for after-hours calls
- d. Currently undergoing electronic work order program implementation for historical data on equipment being serviced
- e. Site specific continuing education offered on newest advances in the mechanical service industry

In addition to the above, under most circumstances, we can offer a minimum of 2 hours response time to calls indicated as emergency and 4 hours for normal response times.

Daily or weekly follow emails/text messages can be scheduled between BPI Mechanical and an assigned airport employee to discuss follow up repairs, quotes and/or projects. We believe this will help in the relay of important information to those who are in a position to make decisions regarding these issues.

We take pride in supplying our customers with highly trained and qualified individuals who can service the Airport Authority in an efficient and timely manner and we look forward to working with the Airport Authority

Very truly yours,


Daniel Keating
BPI Mechanical Service, Inc

Proposed Rate:

****Prevailing Wage MUST be Paid. Certified payrolls must be submitted with all invoicing.**

One (1) Man Crew:

Based on Monday thru Friday, non Holiday, Non Emergency

Year 1: <u>88.⁶⁵</u> Per Hour	Year 2: <u>91.³¹</u> Per Hour
Year 3: <u>94.¹⁰</u> Per Hour	Year 4: <u>96.⁴⁰</u> Per Hour
Year 5: <u>99.⁷⁸</u> Per Hour	

Weekend / Holiday Call In:

Year 1: <u>158.¹⁹</u> Per Hour	Year 2: <u>163.⁰⁰</u> Per Hour
Year 3: <u>167.⁶⁴</u> Per Hour	Year 4: <u>170.⁹⁸</u> Per Hour
Year 5: <u>176.¹³</u> Per Hour	

Emergency Call In:

Year 1: <u>123.²⁶</u> Per Hour	Year 2: <u>126.⁹⁷</u> Per Hour
Year 3: <u>131.⁴¹</u> Per Hour	Year 4: <u>135.³⁵</u> Per Hour
Year 5: <u>140.⁷⁶</u> Per Hour	

Two (2) Man Crew:

Based on Monday thru Friday, non Holiday, Non Emergency

Year 1: 175.⁰⁰ Per Hour Year 2: 181.⁰⁰ Per Hour
Year 3: 186.⁰⁰ Per Hour Year 4: 190.⁰⁰ Per Hour
Year 5: 195.⁰⁰ Per Hour

Weekend / Holiday Call In:

Year 1: 310.⁰² Per Hour Year 2: 319.¹⁰ Per Hour
Year 3: 327.⁸⁸ Per Hour Year 4: 334.⁴⁴ Per Hour
Year 5: 344.⁷⁷ Per Hour

Emergency Call In:

Year 1: 239.¹³ Per Hour Year 2: 246.³¹ Per Hour
Year 3: 253.⁰⁹ Per Hour Year 4: 261.³⁰ Per Hour
Year 5: 270.⁴⁵ Per Hour

VEHICLE DELIVERY OF PARTS

Hourly Rate for Use of Delivery Vehicle if requested by the Authority (if applicable):

Year 1: 35.⁰⁰ Per Hour Year 2: 37.⁰⁰ Per Hour
Year 3: 39.⁵⁰ Per Hour Year 4: 44.⁰⁰ Per Hour
Year 5: 44.⁰⁰ Per Hour

Exhibit D: Proposal A

PROPOSAL ACKNOWLEDGMENT FORM

The proposers acknowledge that he/she has carefully examined the RFP, the attached Agreement draft and the proposed location/s for his/her proposed operation/s.

The proposer warrants that if proposal is accepted, he/she will contract with the Albany County Albany Authority the form of an Agreement substantially in the form attached and comply with the requirements of the RFP and the executed Agreement. Proposer agrees to deliver an executed Agreement to the Albany County Airport Authority within fourteen (14) calendar days of receiving the tendered Agreement from the Authority.

I, the undersigned, guarantee our proposal meets or exceeds specifications contained in the RFP document. Any exceptions are described in detail and all requested information has been submitted as requested.

I affirm that I have read and understand all the provisions and conditions as set forth in this RFP. Our firm will comply with all provisions and conditions as specified, unless specifically noted as an exception with our Proposal.

I also affirm that I am duly authorized to execute the Agreement contemplated herein; that this company, corporation, firm, partnership, or individual has not prepared this Proposal in collusion with any other proposer and that the contents of this proposal as to rent, terms or conditions of said proposal have not been communicated by the undersigned nor by any employee or agent to any other proposer or to any other person/s engaged in this type of business prior to the official opening of the proposal.

Name of Proposer: Eckert Mechanical, LLC

Signature of Authorized Person: Russell Lincoln Russell Lincoln

Title: President

Business Address of Proposer: 1062 Central Ave. Albany, NY 12205

Business Phone Number: 518-459-4116

Date: 9-11-2019

Subscribed and sworn to before me this 11 day of September, 2019.

NICOLE C. TRIMBLE
Notary Public, State of New York
No. 01CA6135839
Qualified in Albany County
Commission Expires October 24, 2021

Proposed Rate:

****Prevailing Wage MUST be Paid. Certified payrolls must be submitted with all invoicing.**

One (1) Man Crew:

Based on Monday thru Friday, non Holiday, Non Emergency

Year 1: <u>88.67</u> Per Hour	Year 2: <u>90.89</u> Per Hour
Year 3: <u>93.16</u> Per Hour	Year 4: <u>95.49</u> Per Hour
Year 5: <u>97.88</u> Per Hour	

Weekend / Holiday Call In:

Year 1: <u>119.57</u> Per Hour	Year 2: <u>122.56</u> Per Hour
Year 3: <u>125.62</u> Per Hour	Year 4: <u>128.76</u> Per Hour
Year 5: <u>131.98</u> Per Hour	

Emergency Call In:

Year 1: <u>150.46</u> Per Hour	Year 2: <u>154.22</u> Per Hour
Year 3: <u>158.08</u> Per Hour	Year 4: <u>162.03</u> Per Hour
Year 5: <u>166.08</u> Per Hour	

Two (2) Man Crew:

Based on Monday thru Friday, non Holiday, Non Emergency

Year 1: <u>181.59</u> Per Hour	Year 2: <u>186.13</u> Per Hour
Year 3: <u>190.78</u> Per Hour	Year 4: <u>195.55</u> Per Hour
Year 5: <u>200.44</u> Per Hour	

Weekend / Holiday Call In:

Year 1: <u>243.39</u> Per Hour	Year 2: <u>249.47</u> Per Hour
Year 3: <u>255.71</u> Per Hour	Year 4: <u>262.10</u> Per Hour
Year 5: <u>268.66</u> Per Hour	

Emergency Call In:

Year 1: <u>305.17</u> Per Hour	Year 2: <u>312.17</u> Per Hour
Year 3: <u>320.62</u> Per Hour	Year 4: <u>328.63</u> Per Hour
Year 5: <u>336.85</u> Per Hour	

VEHICLE DELIVERY OF PARTS

Hourly Rate for Use of Delivery Vehicle if requested by the Authority (if applicable):

Year 1: <u>4.50</u> Per Hour	Year 2: <u>5.50</u> Per Hour
Year 3: <u>6.50</u> Per Hour	Year 4: <u>7.50</u> Per Hour
Year 5: <u>8.50</u> Per Hour	

AGENDA ITEM NO. 10.3

Purchase Orders: Issue Annual Purchase Orders for Deicer Products for runways, taxiways and ramps. Authorize four (4) one (1) year option year extensions subject to approval of the Chief Executive Officer

AGENDA ITEM NO: 10.3
MEETING DATE: November 4, 2019

ALBANY COUNTY AIRPORT AUTHORITY
REQUEST FOR AUTHORIZATION

DEPARTMENT: *Finance*

Contact Person: *Michael F. Zonsius, Chief Financial Officer*

PURPOSE OF REQUEST:

Purchase Orders: *Issue Annual Purchase Orders for Deicer Products for runways, taxiways and ramps. Authorize four (4) one (1) year option year extensions subject to approval of the Chief Executive Officer*

CONTRACT AMOUNT:

Total Annual Contract Amounts: *\$250,000 for Solid and Liquid Deicer*

BUDGET INFORMATION:

Anticipated in Current Budget: Yes No
Funding Account Number: *51019.10.0000*

FISCAL IMPACT - FUNDING (Dollars or Percentages)

Federal State Airport 100%
Funding Source: Airport Operating Budget

JUSTIFICATION:

Request is made to approve separate purchase orders for both solid and liquid deicing materials for the deicing of runways, taxiways, and ramps. There were a total of four different deicer products that were part of the RFB. Liquid Deicing fluid must meet FAA SAE-AMS 1435 Generic Fluid Specifications and Solid Deicer materials must meet FAA SAE-AMS 1431 specifications. An Invitation for Bid was issued for all deicing products and individual pricing for each product was requested. Two bids were received as follows:

	<i>New Deal Deicing*</i>	<i>Nachurs Alpine Solutions Industrial*</i>
Solid Deicer		
#1 Sodium Acetate	No bid	No bid
#2 Sodium Formate	No bid	\$.645/lb.
#3 Sodium Formate/Acetate Blend	\$1.02/lb.	No bid
Liquid Deicer		
#3 Potassium Acetate Base Fluid	No bid	\$4.44/gal.

**Previous contractor for deicing products at the Airport.*

AGENDA ITEM NO: 10.3
MEETING DATE: November 4, 2019

The Airport Airfield Maintenance department has evaluated product samples submitted by both bidders and approved these products for application to the runways, taxiways and ramps.

This contract is for one (1) year with four (4) one year extensions subject to annual price redetermination requests based upon changes in material costs.

CHIEF EXECUTIVE OFFICER'S RECOMMENDATION:

Recommend approval.

FINAL AGREEMENT SUBJECT TO APPROVAL BY COUNSEL: Yes _____ NA ✓

BACK-UP MATERIAL:

Please refer to the attached bid summary spreadsheet, recommendation memo, and bid submittals.

MEMORANDUM

TO: Michael Zonsius
Chief Financial Officer

FROM: Bobbi Matthews
Purchasing Agent

DATE: October 28, 2019

RE: Recommendation of Award Contract # 1035
Deicing Products for Runways, Taxiways and Ramps

On October 15, 2019, two bid submittals were received for deicing products to treat the runways, taxiways and ramps at Albany International Airport. New Deal Deicing and Nachurs Alpine Solutions submitted bids.

Attached is a copy of the bid tabulation showing the pricing received from each bidder. There were a total of four different deicer products that were part of the RFB. The RFB document stated that the liquid deicing fluid must meet FAA SAE-AMS 1435 Generic Fluid Specifications and the solid deicer materials must meet FAA SAE-AMS 1431 specifications.

Nachurs Alpine Solutions was the only bidder for Item # 2 (Sodium Formate Solid) and Item #4 (Potassium Acetate Base Fluid). They were the previous contractor for deicing products at the Airport. New Deal bid Item # 3 (Sodium Formate / Acetate Blend Solid). There were no bids received for Item #1; Sodium Acetate Solid Deicer. Our Airport Airfield Maintenance Department Supervisor, Chris Pasquini has evaluated the product samples submitted by both bidders and approved these products for application to the runways, taxiways and ramps. He has indicated that item # 1 may not be a product we will need and if the need to order this arises, he will obtain pricing on an as needed basis since we did not received any submittals for Item #1; Sodium Acetate Solid Deicer.

Recommendation is to award this contract to Nachurs Alpine Solutions for Items # 2 and #4 and to New Deal Deicing for Item # 3.

Upon approval, an award letter and purchase order will be issued for this contract and purchases will be made on an as needed basis.

Attachment


CONTRACT #1035

Deicing Product for Runways, Taxiways and Ramps

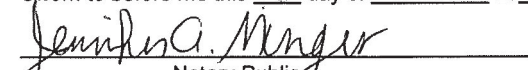
Company Name	New Deal Deicing	Nachurs Alpine Solutions Industrial
Addendum #1	X	X
Addendum #2	X	X
Minimum Specs Met	YES	
Item #1: Sodium Acetate		
Price per Pound	NO BID	NO BID
Brand Bid		
Item #2: Sodium Formate		
Per per Pound	NO BID	\$0.645
Brand Bid		NASI Ice Care Sodium Formate
Sack Size(s) Available		1000kg Super Sacks 25kg bags
Item #3: Sodium Formate/Acetate Blend		
Per per Pound	\$1.02	NO BID
Brand Bid	New Deal Blend Solid Airfield Deicer	
Sack Size(s) Available	2205 lb. Supersack/55 lb. Bag-40 Bags per Pallet	
Item #4: Potassium Acetate Base Fluid		
Price per Gallon	NO BID	\$4.44
Brand Bid		NASI Alpine RF-11
Bid Acknowledgement	X	X
Offerer Disclosure	X	X
Non-Collusion	X	X
References	X	X

I, Bobbi Matthews, certify that this bid tabulation is a true copy of the prices submitted by each bidder for the construction project shown above.

Albany Airport Authority Purchasing Department


 Bobbi Matthews
 Purchasing Agent

Sworn to before me this 16th day of October 2019.


 Jennifer A. Munger
 Notary Public

JENNIFER A. MUNGER
 Notary Public, State of New York
 No. 01MU6246332
 Qualified in Schenectady County
 Commission Expires Aug. 08, 2023

AGENDA ITEM NO. 10.4

**Lease: Lease Agreement 70 B Sicker Road –
ACAA Bldg. No. 214 with ELRAC, LLC d/b/a
Enterprise Rent-A-Car**

AGENDA ITEM NO: 10.4
MEETING DATE: November 4, 2019

ALBANY COUNTY AIRPORT AUTHORITY
REQUEST FOR AUTHORIZATION

DEPARTMENT: Administration

Contact Person: John A. O'Donnell, Chief Executive Officer

PURPOSE OF REQUEST:

Lease: Lease Agreement 70 B Sicker Road – ACAA Bldg. No. 214 with ELRAC, LLC d/b/a Enterprise Rent-A-Car

CONTRACT AMOUNT:

\$25,287 per year (\$2,107.25 per month)

BUDGET INFORMATION:

Anticipated in Current Budget: Yes ✓ No ___ NA

FISCAL IMPACT - FUNDING (Dollars or Percentages)

Federal _____ State _____ Airport _____ NA ✓

JUSTIFICATION:

Authorization is requested for Lease Agreement with ELRAC, LLC d/b/a Enterprise Rent-A-Car for 70 B Sicker Road, in the Airport Industrial Park, a 3,350 square feet office/warehouse space. The rental rate starts at \$5 per SF plus \$2.25 per SF maintenance charge for an initial annual rent and charge of \$25,287. Rent and maintenance charges are subject to a 3% cost of living increase November 1 of each year. The initial term is five (5) years. Tenant has an option to renew for three (3) additional terms of five (5) years each.

The Authority will fit-up bathrooms and provide 45 exterior stone base parking spaces. Tenant will use space for Truck/Automotive rental related operations including washing, cleaning and inspection of rental vehicles. Tenant will provide interior renovations throughout the facility and add an oil water separator. The rental rate shall be adjusted based upon future Industrial Park upgrades.

CHIEF EXECUTIVE OFFICER'S RECOMMENDATION:

Recommend approval.

FINAL AGREEMENT SUBJECT TO APPROVAL BY COUNSEL: YES ✓ NA _____

BACK-UP MATERIAL:

- 1) Locator Map with Floor Plan
- 2) Draft Lease



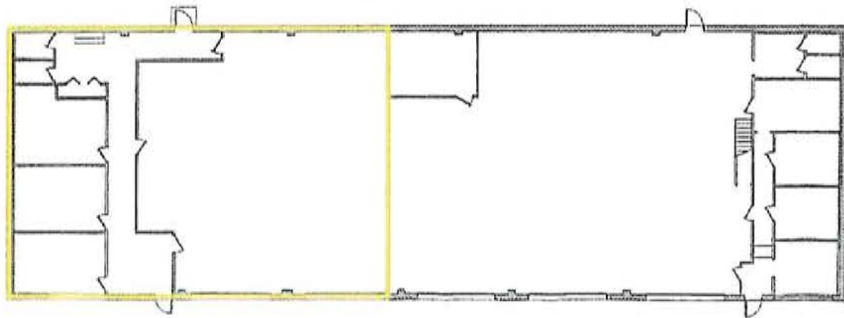
Locator Map

Leased Premises
70B Sicker Road

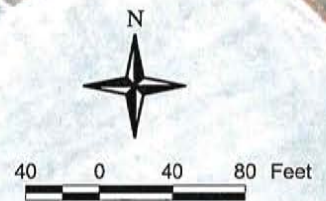
70B

70B SICKER ROAD, LATHAM NY 12110

3,350 SQ. FT. FOR LEASE



*Airport Industrial Park
70 B Sicker Road
3,350 SF*



www.albanyairport.com

70B Sicker Rd (Vacant)

Enterprise is interested in a lease, however they require 40 parking spaces.

Legend

Approx. 20 Acres



Google Earth

@ 2013 Google

100 ft



Draft

ALBANY COUNTY AIRPORT AUTHORITY

**Administration Building
Suite 204
Albany, NY 12211-1057**



Lease of 70 B Sicker Road

To

ELRAC, LLC d/b/a Enterprise Rent-A-Car

CONTRACT NO: L-1037

TABLE OF CONTENTS

ARTICLE I: DEFINITIONS 2

ARTICLE II: ASSIGNED AREAS 2

ARTICLE III: TERM..... 3

ARTICLE IV: USES AND PRIVILEGES..... 4

ARTICLE V: OBLIGATIONS OF TENANT..... 4

ARTICLE VI: FEES, CHARGES AND ACCOUNTABILITY 6

ARTICLE VII: SIGNS 7

ARTICLE VIII: MAINTENANCE OF LEASED AREA 7

ARTICLE IX: REMOVAL OF PROPERTY 8

ARTICLE X: LIABILITY, INDEMNITY, AND INSURANCE 9

ARTICLE XI: ASSIGNMENT AND SUBLEASING..... 11

ARTICLE XII: DAMAGE OR DESTRUCTION..... 11

ARTICLE XIII: COMPLIANCE..... 12

ARTICLE XIV: DEFAULT BY TENANT..... 13

ARTICLE XV: GENERAL PROVISIONS..... 15

ARTICLE XVI: ENTIRE LEASE..... 18

LEASE AGREEMENT
BETWEEN THE
ALBANY COUNTY AIRPORT AUTHORITY
AND
ELRAC, LLC D/B/A ENTERPRISE RENT-A-CAR
AT
THE ALBANY INTERNATIONAL AIRPORT

THIS LEASE is made and entered into effective the 30th day of April, 2015 by and between the **ALBANY COUNTY AIRPORT AUTHORITY** (the “Authority”), a body corporate and politic constituting a public benefit corporation established and existing pursuant to the Albany County Airport Authority Act enacted by Chapter 686 of the laws of 1993 and set forth in Title 32 of the New York Public Authorities Law, having offices at the Administration Building, Room 200, Albany County Airport, Albany, NY, 12211 and **ELRAC, LLC d/b/a Enterprise Rent-A-Car** (the “Tenant”) a corporation organized and existing under the laws of the State of New York, and authorized to do business in the State of New York, having offices its principal office at 460 21st Century Park, Clifton Park, New York 12065.

RECITALS

1. The County of Albany (the “County”) is the owner of the Albany International Airport (the “Airport”), located in the Town of Colonie, County of Albany, State of New York;
2. The County and the Authority have entered into an Airport Lease Agreement, effective as of May 16, 1996, for a term expiring December 31, 2049, whereby the Authority has the exclusive right to operate, maintain and improve the Airport and do anything else permitted by law, subject only to the restrictions and conditions stated in such Airport Lease Agreement and in accordance with applicable law;
3. The Tenant has requested the use of this space for telecommunications contracting operations;
4. The Authority has accepted the request of the Tenant for the lease of space as described herein; and
5. This Lease has been duly authorized by the Authority by a resolution of the Authority adopted at a meeting of the Authority on November 4, 2019.

NOW THEREFORE, In consideration of the mutual covenants contained herein, the parties agree as follows:

ARTICLE I: DEFINITIONS

- 1.1 “Agreement”, “Lease” or Lease Agreement” shall mean this lease agreement between Tenant and Authority under the terms and conditions expressly set forth herein.
- 1.2 “Airport” shall mean the land, with all improvements thereon and to be erected thereon, owned and/or operated by the Authority, and other locations as may be added from time to time.
- 1.3 “Airport Terminal” and “Terminal” shall mean the terminal building at the Airport as of the date of the execution of the Agreement.
- 1.4 “Assigned Area” or “Leased Area” shall mean the area or areas at the Airport designated by this lease as the place in which the Tenant is permitted to use space, illustrated in **EXHIBIT "A"**, hereto.
- 1.5 “Authority” or "Albany County Airport Authority" shall mean such public officials as may, by operation of law, succeed to any or all of the rights, powers, or duties, which lawfully reside in the Albany County Airport Authority.
- 1.6 “CEO” shall mean the Chief Executive Officer of Albany County Airport Authority as, from time to time, appointed by the Authority and shall include such person or persons as may, from time to time, be authorized in writing by the CEO to act for him or her with respect to any or all matters pertaining to this Agreement.
- 1.7 “County” shall mean such public officials and public bodies as may, by operation of law, succeed to any or all of the rights, powers or duties which lawfully reside in the County of Albany.
- 1.8 “Rental Fee” shall mean the rent paid by Tenant.
- 1.9 “Tenant” shall mean the company or corporation who is bound by contract to lease space identified in this document.

ARTICLE II: ASSIGNED AREAS

- 2.1 The Authority hereby leases to Tenant and Tenant hereby agrees to lease from the Authority for its’ use, and for the uses and purposes defined in Article IV herein below, subject to all the terms, conditions, and covenants of this Agreement, 70 B Sicker Road, Latham NY 12110 (ACAA Building #214, 3,350± sf office and warehouse), which is hereby designated the “Assigned Area” and shown herein as **EXHIBIT "A"**.

- 2.2 The Authority reserves the right upon one hundred twenty (120) days' notice to recapture all or a portion of Tenant's Leased Area if it needs to do so for an airport purpose. In such case, the Authority will make a good faith effort to relocate the Tenant in comparable space. Tenant shall, at its' sole option and discretion, be permitted to terminate the Lease without penalty, upon sixty (60) days' written notice delivered to the Authority, if said Tenant deems the proposed alternate space unsuitable for its' purposes.

ARTICLE III: TERM

- 3.1 The Term of this Lease and the rights and obligations of Tenant and Authority hereunder, shall be for five (5) years commencing on November 1, 2019 and terminating on October 31, 2024, which date shall be the "Date of Termination".
- 3.2 So long as Tenant is not then in default under this Lease, the Authority hereby grants to Tenant the option to extend the term of this Lease for three (3) terms of five (5) years each (hence, the First Option, if exercised, shall run until October 31, 2029, the Second Option, if exercised, shall run until October 31, 2034 and the Third Option, if exercised, shall run until October 31, 2039), such renewal(s) to be on all the same terms, covenants and conditions as are contained in this Lease. The renewal option(s) shall be exercised by Tenant, if at all, by serving notice upon Landlord, in writing, not less than one hundred eighty (180) days before the expiration of the then current term.
- 3.3 Tenant shall have a special right to terminate this Lease as set forth in this paragraph. Tenant performs certain work pursuant to contract for a firm commonly known as Time Warner Cable, its' successors and assigns. Should the Tenant receive written notice that its' contract with Time Warner Cable, its' successors and assigns, is being terminated, it may then terminate this Lease by so notifying the Authority, in writing, at least two (2) months prior to the target final termination date. If such early date of termination is within the first eighteen (18) months of the terms of this Lease, the Tenant shall pay a termination penalty equivalent to two (2) months' rent. If such early date of termination is after the first eighteen (18) months of the term of this Lease, the Tenant shall pay a termination penalty equivalent to one (1) month's rent.
- 3.4 In the event the Tenant shall continue to occupy the Leased Area beyond the lease term without Authority's written renewal thereof, or without first delivering to the Authority said Tenant's written exercise of its' option to extend as described at Paragraph 3.2 of this Lease hereinabove, such holding over shall not constitute a renewal or extension of this Lease, but shall, instead, create a tenancy from month-to-month which may be terminated at any time by the Authority or the Tenant by giving ninety (90) days' written notice to the other party. During any such holdover month-to-month period, the rental fee shall increase by thirty-five (35%) percent.
- 3.5 The Tenant further agrees that upon the expiration of the term of this Lease or sooner cancellation thereof, the Leased Area will be delivered to the Authority in good condition, reasonable wear and tear and matters covered by insurance excepted.

Reasonable wear and tear shall be determined at the sole discretion of the Authority upon inspection of the Leased Area from time to time.

ARTICLE IV: USES AND PRIVILEGES

- 4.1 The Tenant has a right and privilege to utilize the office and warehouse portion of the Leased Area for heated and dry storage of cabling equipment.
- 4.2 The Tenant has the rights of ingress and egress from its' Leased Area over Airport roadways, including common use roadways, subject to any rules or regulations which may have been established or shall be established in the future by the Authority (it being expressly understood and agreed that it shall be incumbent upon the Authority to apprise the Tenant, in writing, of the rules and regulations governing or otherwise pertaining to said ingress/egress). Such rights of ingress and egress shall apply to all the Tenant's employees. In the unlikely event that a new rule or regulation is hereinafter implemented and, it is the Tenant's sole opinion, in its' sole judgment and discretion, that compliance with and adherence to such new rule/regulation shall interfere with its' ongoing use and enjoyment of the Leased Area, the Tenant may then terminate this Lease upon thirty (30) days' written notice to the Authority.
- 4.3 The Tenant, its' officers, employees, and agents, shall comply with security measures required of the Airport by the Federal Aviation Administration (FAA), the Transportation Security Agency (TSA) or contained in any Airport master security plan approved by either (it being expressly understood and agreed that it shall be incumbent upon the Authority to apprise the Tenant, in writing, of such security measures or guidelines as may be applicable from time-to-time). If the Tenant, its' officers, employees, and/or agents, shall fail or refuse to comply with said measures, after receipt of written notice from the Authority and an opportunity to correct such act/omission, and such non-compliance results in a monetary penalty being assessed against the Authority, then the Tenant shall reimburse the Authority in the full amount of any such monetary penalty. Failure to pay or reimburse the Authority for any amounts due within sixty (60) days of written request of the Authority shall be considered an event of default. Nothing contained herein shall prohibit the Tenant from contesting with the FAA the validity or amount of such penalty. In the unlikely event that a new security measure is hereinafter implemented and, it is the Tenant's sole opinion, in its' sole judgment and discretion, that compliance with and adherence to such new security measure shall interfere with its' ongoing use and enjoyment of the Leased Area, the Tenant may then terminate this Lease upon thirty (30) days' written notice to the Authority.

ARTICLE V: OBLIGATIONS OF TENANT

- 5.1 The Tenant shall be responsible for the conduct of its' employees and invitees and of those doing business with it. Upon receipt of any complaint or objection to the conduct of the employees, invitees or those doing business with the Tenant, the Tenant shall take

all reasonable steps necessary to remove the cause of the complaint or objection.

5.2 [Intentionally Omitted]

5.3 Should a conflict arise between the Tenant and other tenants at the Airport regarding the scope of tenant privileges, the CEO will serve as the final arbitrator. The Tenant agrees to abide by the CEO's decision.

5.4 [Intentionally Omitted]

5.5 Tenant agrees:

- A. The Tenant agrees to abide by all Airport Rules and Regulations (it being expressly understood and agreed that it shall be incumbent upon the Authority to apprise the Tenant, in writing, of such rules and regulations as may be applicable from time-to-time). In the unlikely event that a new rule or regulation is hereinafter implemented and, it is the Tenant's sole opinion, in its' sole judgment and discretion, that compliance with and adherence to such new rule/regulation shall interfere with its' ongoing use and enjoyment of the Leased Area, the Tenant may then terminate this Lease upon thirty (30) days' written notice to the Authority.
- B. The area will be maintained to meet NYS Codes and all Federal and State standards for fire protection and safety.
- C. No structural changes will be made without prior Authority written approval.
- D. No changes in the intended use of the Leased Area without first receiving written permission from the Authority.
- E. All bulk oil will be stored with proper spill containment. Quantities will be kept to minimum.
- F. All chemicals, flammables, combustibles and any other hazardous materials will be stored and handled per applicable OSHA regulations.
- G. All chemicals will be stored in proper containers. A copy of all MSDS sheets will be furnished to the Airport Fire Department on any hazardous materials, as required by law.
- H. The Fire Department will be notified before all welding. The Fire Department will issue the required permit for same.
- I. No vehicles will be left running unattended in the work area.
- J. The Tenant will be responsible for any environmental impact from products used.

- 5.6 The Authority shall furnish, and the Tenant shall pay for, heat, electricity, water and sewer which is specifically metered for and utilized in and with respect to, the Leased Area. Tenant shall change electric and gas service to their name.
- 5.7 Authority agrees to provide tenant the following Exclusive Area Maintenance items: Lawn mowing and gardening of property surrounding immediately around building; HVAC, Plumbing and Electrical Repairs; Exterior Building Maintenance; Fire suppression system; Twice per year window washing; Building Property Insurance covering structure loss and owners liability; Property Taxes; Periodic Interior Maintenance as needed – paint, carpet, other miscellaneous refreshments of space; and Snow Removal. Authority agrees to provide the following Common Area Maintenance items: Maintenance of Access Roads; Airport Fire and Emergency Rescue Department services; Lawn Mowing and Gardening of property; Snow Removal; Airport-wide Telecommunication Systems; General Liability and Pollution Insurance.
- 5.8 The Authority shall deliver the Leased Area to the Tenant at the commencement of this Lease in the following condition: broom swept, lights and electrical switches and plugs in working order, bathrooms cleaned and carpets vacuumed.

ARTICLE VI: FEES, CHARGES AND ACCOUNTABILITY

- 6.1 Tenant agrees to pay an annual rental fee of \$25,287.00 or \$2,107.25 monthly for the first twelve (12) months of the term. Tenant also agrees to pay Exclusive Area Maintenance (“EAM”) Charges and Common Area Maintenance (“CAM”) Charges totaling \$7,537.50 or \$628.13 monthly (\$2.25 psf) during the first year of the rental term of the Lease. The maintenance items to be provided by the AUTHORITY for EAM and CAM are set forth in **EXHIBIT “B”**.

Rent, EAM and CAM Charges are to be paid monthly on the first of the month for the period of the Lease. The rent and EAM and CAM Charges for each subsequent twelve (12) month period shall be adjusted annually, (the “Rent Adjustment Date”) beginning with the first anniversary of the Lease and continuing on each subsequent anniversary. The Rent, EAM and CAM Charges will be increased by three percent (3%) on Each Rent Adjustment Date.

- 6.2 Payments shall be made in lawful money of the United States, free from all claims, demands, set-offs, or counter-claims of any kind against the Authority. Any payments not paid within fifteen (15) days of when due shall be subject to interest thereon at the rate of eighteen (18%) percent per annum. These payments shall be made payable to the Albany County Airport Authority and sent to:

Albany County Airport Authority
ATTN. Accounts Receivable
Administration Building, Suite 204

ARTICLE VII: SIGNS

- 7.1 No signs may be constructed or erected without the Authority's prior written approval. Prior to the erection, construction or placing of any such signs on the premises or on Tenant's equipment, the Tenant shall submit to the Authority for its' written approval such drawings, sketches, design dimensions and type, number and character of the signs.

The Tenant shall utilize the existing sign located near the road. Such sign shall be maintained with the Authority's purple coloring on the base to match the similar signage of other buildings along Sicker Road Industrial Park. The Tenant's name or logo can replace the current wording on the sign. The Authority's prior written approval will be required for changes on this sign as well as other signs placed on the building. The cost of signage will be paid by the Tenant.

ARTICLE VIII: MAINTENANCE OF LEASED AREA

- 8.1 The Tenant shall maintain the Leased Premises at all times in a safe and neat condition, and shall not permit the accumulation of any trash, paper, or debris on the Leased Premises. The Tenant shall repair all damages to the Leased Premises caused by its' employees, patrons, and visitors, or its' operation thereon or neglect, and shall maintain and repair all equipment thereon, including any building improvements.

Without limiting the foregoing, the Tenant shall be responsible for and perform all maintenance with respect to the Lease Area, including but not limited to:

1. Janitorial services;
2. Supply and replacement of light bulbs;
The Tenant shall advise the Authority and obtain the Authority's consent in writing before making changes involving structural changes to building or premises;
3. The Tenant is responsible for maintaining electric loads within the designed capacity of the system;
4. The Tenant shall provide and maintain hand fire extinguisher for the interior of the building and shall maintain, either with Tenant personnel or through third-party maintenance agreements; and
5. The Tenant shall pick-up, and provide for, a complete and proper arrangement for the adequate sanitary handling and disposal, away from the Airport, of all trash, garbage, and other refuse caused as a result of the operation of its business. The Tenant shall provide and use suitable covered metal receptacles for all such garbage, trash, and other refuse. Piling of boxes, cartons, barrels, pallets, debris, or similar items in an unattractive or unsafe manner, on or about the Leased Premises, shall not be permitted.

- 8.2 The Tenant shall not store or place product, containers, boxes or similar items outside of the building in parking areas or in view of the general public. The Authority requires that the Leased Area be maintained in a neat and orderly fashion.
- 8.3 All repairs done by the Tenant or on its behalf shall be of first class quality in both materials and workmanship. All repairs will be made in conformity with the rules and regulations prescribed from time to time by Federal, state or local authority having jurisdiction over the work in the Tenant's Leased Area.
- 8.4 The CEO or his duly appointed representatives shall have the right to enter the Tenant's Leased Areas to:
- A. Inspect the Leased Areas at reasonable intervals during the Tenant's regular business hours, or at any time in case of emergency, to determine whether the Tenant has complied with and is complying with the terms and conditions of this Lease, or to conduct any maintenance or repairs that might be the responsibility of the Authority or for any other legal purpose. The CEO may, at his discretion, require the Tenant to affect repairs at the Tenant's own cost.
 - B. Perform any and all things which the Tenant is obligated to and has failed after reasonable notice to do so, including: maintenance, repairs and replacements to the Tenant's Leased Area. The cost of all labor and materials required to complete the work will be paid by the Tenant to the Authority. Such work shall be paid for by the Tenant within ten (10) days following demand by CEO for said payment at the Authority's standard rates plus any reasonable overhead which may be determined by the CEO.
 - C. Exercise the Authority's police power.
- 8.5 The Authority shall be responsible for regular structural repairs (including but not limited to the roof, plumbing, electrical, HVAC, overhead doors, exterior walls, and foundation), except those caused by Tenant neglect or abuse.

ARTICLE IX: REMOVAL OF PROPERTY

- 9.1 All improvements made to the Leased Areas, and additions and alterations thereto, by the Tenant, shall be and remain the property of the Tenant until the expiration of the term of this Lease. Upon termination of this Lease (whether by expiration of the term, cancellation, forfeiture, or otherwise, whichever first occurs), the improvements shall become the property of the Authority, provided, however, that any trade fixtures, signs and other personal property of Tenant not permanently affixed to the Leased Areas shall remain the property of Tenant if removed from the Leased Areas no later than fourteen (14) days following such expiration or termination. Should Tenant fail within fourteen (14) days following the expiration or termination of this Lease to remove its' trade fixtures, signs and other personal property of Tenant not permanently affixed to the Leased Areas, the Authority, at its' sole option, may determine that title to the property

shall vest in the Authority, without cost to the Authority or compensation to the Tenant. In addition, the Authority may elect to exercise its' rights set forth in Paragraph 14.5 of this Lease. Should Tenant effect removal of its' personal property, signs and trade fixtures under the provisions of this paragraph, such removal will be undertaken in a manner and at a time which permits continued, uninterrupted operation of the facilities. Tenant shall repair all damage done to the Leased Areas or other Authority-owned property resulting from the removal of such personal property, signs and trade fixtures and shall restore the Leased Areas and said property to the state of good repair which existed prior to the installation of such personal property, signs and trade fixtures, less normal wear and tear.

ARTICLE X: LIABILITY, INDEMNITY, AND INSURANCE

- 10.1 To the fullest extent permitted by law, Tenant shall indemnify, save, hold harmless, and defend the Authority, its officials, agents and employees, its successors and assigns, individually or collectively, from and against any claim, action, loss, damage, injury, liability, and the cost and expenses of whatsoever kind or nature (including, but not limited to, reasonable attorney's fees, disbursements, court costs and expert fees) of any environmental claim arising out of, resulting from, or incident to Tenant's use and occupancy of the Assigned Area or use of the Airport, including, but not limited to any claim for (1) contamination of the Assigned Area and/or Airport, including the air, surface water, ground water or soil from any source, including underground septic tanks, (2) generation, handling, treatment, storage, disposal or transportation of solid, gaseous or liquid waste, (3) electromagnetic or other radiation, (4) exposure to any hazardous materials, (5) manufacture, processing, distribution, use, or storage of any hazardous material, (6) the release or threatened release of any contamination or hazardous material to, from or through the Assigned Area and/or the Airport, or (7) any of the foregoing related to, caused by or arising from Tenant related activities. Notwithstanding the above, Tenant shall not be liable for any environmental claim solely and directly attributable to a pre-existing condition on any Airport property leased by Tenant hereunder and not previously occupied by Tenant at any prior time.
- 10.2 The Tenant hereby agrees to release, indemnify and save harmless the Authority, the County of Albany, and AFCO AvPorts Management LLC (the Authority's Airport Manager) their officers, agents and employees, if any, from and against any and all loss of, or damage to, property, or injuries to, or death of, any person or persons, including property and employees or agents of the Authority, and shall defend, indemnify and save harmless the Authority, their officers, agents and employees from any and all claims, damages, suits, costs, expense, liability, actions or proceedings of any kind or nature whatsoever, including Worker's Compensation claims, of or by anyone whomsoever, in any way resulting from, or arising out of, directly or indirectly, Tenant's operations in connection herewith, or its use or occupancy of any portion of the Airport, and including acts and omissions of officers, employees, representatives, suppliers, invitees, customers, guests, patrons, contractors, and agents of the Tenant; provided, however, that the Tenant need not release, indemnify, or save harmless the Authority, the County of Albany and

AFCO AvPorts Management LLC, the County of Albany, their officers, agents, and employees from damages resulting from the negligence of the Authority's or County's, AFCO AvPorts Management LLC's officers, agents, or employees. The minimum insurance requirements prescribed herein shall not be deemed to in any way limit or define the obligations of the Tenant hereunder.

- 10.3 Each party hereto shall give to the other prompt and timely written notice of any claim made or suit instituted coming to its knowledge which in any way, directly, or indirectly, contingently, or otherwise, affects or might affect either, and each shall have the right to participate in the defense of the same to the extent of its own interest.
- 10.4 The Tenant shall procure and maintain at its own expense, the following types and amounts of insurance for the term of this Lease:
- A. Commercial General Liability Insurance - The policy or policies providing said coverage shall include premises-operations, independent contractors, personal injury (deleting any exclusion relating to employees), products, and contractual liability including, but not limited to, the liability assumed by Tenant under the Hold Harmless provisions of this Lease. Said policy or policies shall cover loss or liability for damages in an amount not less than Four Million (\$4,000,000) Dollars, combined single limit, for each occurrence for bodily injury, death, or property damage occurring by reason of the Tenant's operations in, on, or about the Airport.
 - B. Worker's Compensation and Employers' Liability insurance in the amounts and form required by the Worker's Compensation Act and insurance laws of the State of New York.
 - C. Fire Legal Liability Insurance (Included in Tenant's Commercial General Liability Insurance policy). Tenant shall insure against the perils of fire, extended coverage, and other perils on any and all of the Leased Area. Such insurance shall be in the amount of \$100,000. The Authority and County of Albany shall be named as additional insured under the policy or policies herein described.
- 10.5 The insurance specified above shall, either by provisions in the policies or by special endorsements attached thereto, primarily insure the Authority, the County of Albany and AvPorts, against the risks to which it is exposed as the owner, and except for Worker's Compensation and Employers' Liability coverage, shall include the Authority, the County of Albany and AvPorts and all of their officers, employees, and agents, as additional insureds, shall contain a standard cross-liability provision and shall stipulate that no insurance held by the Authority, the County of Albany will be called on to contribute to a loss covered there under, except for losses caused by the sole negligence of the Authority and/or the County of Albany and/or AvPorts. The Authority and the County of Albany shall have no liability for any premiums charged for such coverage, and the inclusion of the Authority and the County of Albany as additional insureds is not intended to, and shall not, make the Authority and the County of Albany a partner or joint venturer with

Tenant in Tenant's operations at the Airport. Such policies shall also insure Tenant against the risks to which it is exposed as Tenant under this Lease, including fire insurance on personal property, and shall be for full coverage with any deductibles and/or retentions subject to approval by the Authority and shall contain provisions on the part of the respective insurers waiving the right of such insurers to subrogation.

- 10.6 The original certificates evidencing the existence thereof, and a copy of the policy endorsement that adds the requested entities as Additional Insureds, shall be delivered to the Authority upon the execution of this Lease. Each such policy shall contain a valid provision or endorsement that **“This policy will not be canceled or materially changed or altered with respect to this agreement, that any said change would impact this agreement only, without first giving thirty (30) days’ written notice thereof to the Chief Executive Officer, Albany County Airport Authority, Administration Building, Room 200, Albany, New York, 12211, sent by certified mail, return receipt requested.”**
- 10.7 A renewal policy shall be delivered to the CEO promptly following a policy's expiration date except for any policy expiring on the expiration date of this Lease or thereafter. Tenant shall allow no lapse in coverage for the duration of the Lease.

ARTICLE XI: ASSIGNMENT AND SUBLEASING

- 11.1 The Tenant shall not assign or transfer this Lease or any other right, privilege, or license conferred by this Lease, either in whole or in part, or sublet or in any manner encumber Leased Area or any part thereof without first receiving written consent from the Authority which consent may be withheld in the sole discretion of the Authority.
- 11.2 The Tenant must obtain the consent of the Authority to keep this Lease in effect prior to any transfer or merger of ownership between the Tenant and any other corporation or company, such consent will not be unreasonable withheld.

ARTICLE XII: DAMAGE OR DESTRUCTION

- 12.1 Partial Damage - If a portion of the premises are partially damaged by fire, explosion, the elements, public enemy or other casualty, but not rendered uninhabitable, the same will be repaired with due diligence by the Authority at its’ own cost and expense, subject to the limitations as hereinafter provided; if said damage is caused by the negligence or omission to act by Tenant, its’ sub-contractors, agents, or employees, Tenant shall be responsible to reimburse the Authority for the cost and expenses incurred in such repair.
- 12.2 Extensive Damage - If the damages are so extensive as to render the Leased Area or a portion thereof uninhabitable, but are capable of being repaired within thirty (30) days, the same shall be repaired with due diligence by the Authority at its’ own cost and expenses, subject to the limitations as hereinafter provided, and an appropriate portion of

the fees and charges payable herein shall abate from the time of the damage until such time as the Leased Area is fully restored and certified by the Authority as again ready for use; provided, however, that if said damage is caused by the negligence or omission to act of Tenant, its' subcontractors, agents, or employees, said fees and charges will not abate and Tenant shall be responsible for reimbursing the Authority for the cost and expenses incurred in such repair.

12.3 Complete Destruction - In the event, through no fault of Tenant, all or a substantial portion of the Leased Area is completely destroyed by fire, explosion, the elements, public enemy or other casualty, or are so damaged that they are uninhabitable and cannot be replaced except after more than thirty (30) days, then the Tenant may, at its' sole option and discretion, terminate the lease term immediately upon written notice to the Authority. Further, it is understood that the the Authority shall, in any event, be under no affirmative obligation or duty to repair, replace, or reconstruct said premises. It is further understood that should the Tenant elect to continue forward with this Lease and, further, the Authority elects to repair, replace or reconstruct the premises, then in that case an appropriate portion of the fees and charges payable hereunder shall abate at the time of such damage or destruction and shall henceforth cease until such time as the said premises are fully restored. Notwithstanding the foregoing, if the said premises, or a substantial portion thereof are completely destroyed as a result of the negligence or omission to act of Tenant, its' subcontractors, agents, or employees, said fees and charges shall not abate and the Authority may, in its' discretion, require Tenant to repair and reconstruct said premises within twelve (12) months of such destruction and pay the cost therefor, or the Authority may repair and reconstruct the same within such twelve (12) month period and Tenant shall be responsible for reimbursing the Authority for the cost and expense incurred in such repair or reconstruction.

12.4 Limits of Authority's Obligations Defined - It is understood that, in the application of the foregoing provisions, the Authority's obligations shall be limited to repair or reconstruction of the premises to the same extent and of equal quality as obtained by Tenant at the commencement of its' operations hereunder. Replacement of equipment and supplies shall be the responsibility of the Tenant and any such and refurnishing/re-equipping shall be equivalent in quality to that originally installed.

ARTICLE XIII: COMPLIANCE

13.1 The Tenant, its' officers, agents, servants, employees, contractors, and licenses, shall comply with all present and future laws, ordinances, orders, directives, rules, and regulations of the Federal, State, and Municipal governments as well as the Rules & Regulations of the Authority which may be applicable to its' operations at the Airport. In the unlikely event that a new rule or regulation is hereinafter implemented and, it is the Tenant's sole opinion, in its' sole judgment and discretion, that compliance with and adherence to such new rule/regulation shall interfere with its' ongoing use and enjoyment of the Leased Area, the Tenant may then terminate this Lease upon thirty (30) days' written notice to the Authority.

13.2 This Lease is governed by the laws of New York. Any disputes relating to this Lease must be resolved in accordance with the laws of New York. Claims, disputes and other matters in question will be decided in the Supreme Court, State of New York, Albany County.

ARTICLE XIV: DEFAULT BY TENANT

14.1 The following contingencies shall be a condition of default by Tenant, which if uncorrected after reasonable notice and opportunity to cure, shall be sufficient for Authority to terminate the Lease:

- A. Tenant fails to pay the rentals or to make any other payments required hereunder when due to the Authority within fifteen (15) days after receipt of written notice from the Authority of non-payment therefore;
- B. Tenant permits to continue, for a period of three (3) days after receipt of written notice from CEO, the existence of unsanitary conditions or practices in or about the Leased Area; provided, however, if the unsanitary condition is such as to require replacement, repair, construction, or reconstruction, Tenant shall have a reasonable time in which to correct, but must begin action on the matter immediately upon receipt of said 3-day notice;
- C. The happening of any act which results in the suspension or revocation of the Tenant's rights, powers, licenses, permits, and authorities necessary for the conduct and operation of the business authorized herein for a period of more than thirty (30) days;
- D. The interest of Tenant under this Lease is transferred, passes to, or devolves upon, by operation of law or otherwise, any other person, firm, or corporation without the written consent of the Authority;
- E. Tenant becomes, without the prior written consent (as provided in Paragraph 11.2 of this Lease) of the Authority, a successor or merged corporation in a merger, a constituent corporation in a consolidation or a corporation in dissolution;
- F. Tenant fails to keep, perform, and observe each and every promise, covenant, and condition set forth in this Lease on its part to be kept, performed, or observed after receipt of written notice of default from the Authority, except where fulfillment of Tenant's obligation requires activity over a period of time and Tenant has commenced to perform whatever may be required within thirty (30) days after receipt of such notice and continues such performance without interruption except for causes beyond its control;
- G. The levy of any attachment or execution, or the appointment of any receiver, or

the execution of any other process of any court of competent jurisdiction which is not vacated, dismissed, or set aside within a period of thirty (30) days;

- H. Tenant becomes insolvent, or takes the benefit of any present or future insolvency statute, or makes a general assignment for the benefit of creditors, or files a voluntary petition in bankruptcy, or a petition or answer seeking an arrangement for its reorganization, or the readjustment of its indebtedness under the federal bankruptcy laws or under any other law, or statute of the United States, or of any state law, or consents to the appointment of a receiver, trustee or liquidator of all or substantially all of its property or its property located within the Leased Area;
 - I. By order or decree of court, Tenant is adjudged bankrupt, or an order is made approving a petition filed by any of the creditors or stockholders of Tenant seeking its reorganization or the readjustment of its indebtedness under the federal bankruptcy laws, or under any law or statute of the United States, or any state thereof;
 - J. A petition under any part of the federal bankruptcy laws, or an action under any present or future solvency law or statute is filed against Tenant and is not dismissed with sixty (60) days;
 - K. By or pursuant to, or under authority of, any legislative act, resolution or rule, order or decree of any court, governmental board, agency or officer having jurisdiction, a receiver, trustee or liquidator takes possession or control of all or substantially all of the property of Tenant, and such possession or control continues in effect for a period of sixty (60) days;
 - L. Any mechanic's lien is filed against the Leased Area because of any act or omission of Tenant and such lien is not removed, enjoined or a bond for satisfaction of such lien is not posted within thirty (30) days; or
- 14.2 Nothing in this Article shall require Tenant to observe or conform to any governmental authority's requirements to pay any tax, lien, claim, charge, or demand so long as the validity or enforceability thereof is contested in good faith and to the extent appropriate, unless in the Authority's judgment the performance of Tenant's obligations is being materially and adversely affected thereby.
- 14.3 No acceptance by the Authority of the rentals or other payments specified herein, in whole or in part, and for any period of periods, after a default of any of the terms, covenants, and conditions to be performed, kept or observed by Tenant, other than the default in the payment thereof, shall be deemed a waiver of any right on the part of the Authority to cancel or terminate this Lease on account of such default.
- 14.4 No waiver by the Authority at any time of any default on the part of the Tenant in the

performance of any of the terms, covenants, or conditions hereof to be performed, kept, or observed by Tenant shall be construed to be a waiver at any time thereafter by the Authority of any other or subsequent default in performance of any of said terms, covenants, or conditions, and no notice by the Authority shall be required to restore or revive time as of the essence hereof after waiver by the Authority of default in one or more instances.

- 14.5 The Authority shall (subject to the limitations set forth in Paragraph 9.1 of this Lease relative to removal of property), as an additional remedy, upon the giving of written notice of cancellation or termination as above provided, have the right to re-enter the premises and every part thereof on the effective date of cancellation or termination without further notice of any kind, remove any and all persons therefrom and may regain and resume possession either with or without the institution of summary or legal proceedings or otherwise. Such re-entry, however, shall not in any manner affect, alter, or diminish any of the obligations of Tenant under this Lease.
- 14.6 The Authority, upon termination or cancellation of this Lease, or upon reentry, regaining, or resumption of possession of the Leased Area, may occupy said premises and shall have the right to permit any person, firm, or corporation to enter upon the Leased Area and use the same. Such occupation by others may be of only a part of the Leased Area, or the whole thereof or a part thereof together with other space, and for a period of time the same as or different from the balance of the term remaining hereunder, and on terms and conditions the same as or different from those set forth in this Lease. The Authority shall also have the right to repair or to make such structural or other changes in the Leased Area as are necessary in its judgment to maintain the suitability thereof for uses and purposes similar to those granted under this Lease without affecting, altering, or diminishing the obligations of the Tenant hereunder.
- 14.7 In the event this Lease is terminated or canceled by the Authority, or in the event the Authority re-enters, regains, or resumes possession of the premises, all of the obligations of Tenant hereunder shall survive and shall remain in full force and effect for the full term of this Lease. And, subject to the Authority's obligation to mitigate damages, the amount or amounts of rental charges shall become due and payable to the Authority to the same extent, at the same time or times and in the same manner as if no termination, cancellation, re-entry, regaining, or resumption of possession had taken place. The Authority may maintain separate actions each month to recover any monies then due, or at its option and at any time, may sue to recover the full deficiency.

ARTICLE XV: GENERAL PROVISIONS

- 15.1 Nondiscrimination - The Tenant, for itself, its personal representatives, successors in interest, and assigns, as a part of the consideration hereof, does hereby covenant and agree: (1) that no person, on the grounds of race, color, creed, political ideas, sex, age, or physical or mental handicap, shall be excluded from participation, denied the benefits of, or be otherwise subjected to discrimination in the use of said facilities; (2) that in the

construction of any improvements and the furnishing of services, no person on the grounds of race, color, creed, political ideas, sex, age, or physical or mental handicaps, shall be excluded from participation in, denied the benefits of, or otherwise be subjected to discrimination; (3) that the Tenant shall use the Leased Areas in compliance with all other requirements imposed by or pursuant to Title 49, Code of Federal Regulations, Department of Transportation, Subtitle A, Office of the Secretary, Part 21, Nondiscrimination in Federally Assisted Programs of the Department of Transportation, Effectuation of Title VI of the Civil Rights Act of 1964, and as said Regulations may be amended; (4) that should the Authority provide handicapped accessible ingress and egress in specific locations, Tenant shall not block or close or otherwise cause the access way to be nonfunctional without providing an alternative means of access approved in writing by the Authority. Noncompliance shall constitute a material breach hereof, and in the event of such noncompliance, within a reasonable period, the Authority shall have the right to terminate this Lease.

- 15.2 Federal Aviation Act, Section 308 - Nothing herein contained shall be deemed to grant the Tenant any exclusive right or privilege within the meaning of Section 308 of the Federal Aviation Act or the conduct of any activity on the Airport, except that, subject to the terms and conditions hereof, the Tenant shall have the right to possess the Leased Area under the provisions of this Lease.
- 15.3 Subordination to Agreements with the United States Government - This Lease is subject and subordinate to the provisions of any agreement heretofore or hereafter made between the Authority and the United States Government, relative to the operation or maintenance of the Airport, the execution of which has been required as a condition precedent to the transfer of federal rights or property to the Authority for Airport purposes, or the expenditure of federal funds for the improvement or development of the Airport, including the expenditure of federal funds for the development of the Airport in accordance with the provisions of the Federal Aviation Act of 1958, as it has been amended from time to time. The Authority covenants that it has no existing agreements with the United States Government in conflict with the express provisions hereof.
- 15.4 Nonwaiver of Rights - No waiver of default by either party of any of the terms, covenants, and conditions hereof to be performed, kept, and observed by the other party shall be construed as, or shall operate as, a waiver of any subsequent default of any of the terms, covenants, or conditions herein contained, to be performed, kept, and observed by the other party.
- 15.5 Notices - Notices required herein may be given by registered or certified mail by depositing the same in the United States mail in the continental United States, postage prepaid. Any such notice so mailed shall be presumed to have been received by the addressee seventy-two (72) hours after deposit of same in the mail. Either party shall have the right, by giving written notice to the other, to change the address at which its notices are to be received. Until any such change is made, notices to Authority shall be delivered as follows:

Chief Executive Officer
Albany International Airport
Administration Building, Suite 200
Albany, NY 12211-1057

Notices to Tenant shall be deemed sufficient if in writing and mailed, registered or certified mail, postage prepaid, addressed to Tenant at the following address:

ELRAC, Inc. d/b/a Enterprise Rent-A-Car
460 21st Century Park
Clifton Park, New York 12065

- 15.6 Captions - The headings of the several articles of this Lease are inserted only as a matter of convenience and for reference and in no way define, limit, or describe the scope or intent of any provisions of this Lease and shall not be construed to affect in any manner the terms and provisions hereof or the interpretation or construction thereof.
- 15.7 Severability - If one or more clauses, section, or provisions of this Lease shall be held to be unlawful, invalid, or unenforceable, it is agreed that the remainder of the Lease shall not be affected thereby.
- 15.8 Waiver of Claims - The Tenant hereby waives any claim against the Authority and its' officers, or employees for the loss of anticipated profits which is/are proximately related to and alleged to be caused by any suit or proceedings directly or indirectly attacking the validity of this Lease or any part thereof, or by any judgment or award in any suit proceeding declaring this Lease null, void or voidable, or delaying the same or any part hereof, from being carried out.
- 15.9 Right to Develop Airport - It is further covenanted and agreed that the Authority reserves the right to further develop or improve the Airport and all landing areas and taxiways as it may see fit, regardless of the desires or views of the Tenant and without interference or hindrance.
- 15.10 Incorporation of Exhibits - All exhibits referred to in this Lease are intended to be and hereby are specifically made a part of this Lease.
- 15.11 Incorporation of Required Provision - The parties incorporate herein by this reference all provisions lawfully required to be contained herein by any governmental body or agency.
- 15.12 Non-liability of Agents or Employees - No member, officer, agent, director, or employee of the Authority shall be charged personally or held contractually liable by or to the other party under term or provisions of this Lease or because of any breach thereof or because of its or their execution or attempted execution.

- 15.13 Successors and Assigns Bound - This Lease shall be binding upon and inure to the benefit of the successors and assignees of the parties hereto where permitted by this Lease.
- 15.14 Right to Amend - In the event that the Federal Aviation Administration or its' successors requires modifications or changes in this Lease Agreement, the Tenant agrees to consent to such amendments, modifications, revisions, supplements, or deletions of any of the terms, conditions, or requirements of this Lease as may be reasonably required. In the unlikely event that any such amendment(s), modification(s), revision(s), supplement(s), or deletion(s) as so accomplished is/are deemed to be unacceptable or objectionable to the Tenant for any reason, in its' sole and absolute judgment and discretion, the Tenant may then terminate this Lease upon thirty (30) days' written notice to the Authority. If Tenant fails to give notice in a timely fashion, its' right to terminate shall be waived.
- 15.15 Time of Essence - Time is expressed to be of the essence in this Lease.
- 15.16 Gender - Words of any gender used in this lease shall be held and construed to include any other gender and words in the singular number shall be held to include the plural, unless the context otherwise requires.
- 15.17 Force Majeure - Neither party hereto shall be liable to the other for any failure, delay or interruption in the performance of any of the terms, covenants or conditions of this Lease due to causes beyond the control of that party including, without limitation, strikes, boycotts, labor disputes, embargoes, acts of God, acts of the public enemy, acts of superior governmental authority, weather conditions, floods, riots, rebellion, sabotage or any other circumstance for which such party is not responsible or which is not in its own power to control.
- 15.18 Broker - The Tenant warrants to the Authority that the Tenant was represented by CBRE-Albany, Great Oaks Blvd. Suite 114, Albany, NY 12203. Brokerage fees are limited to five (5%) percent of rental payments for the initial five (5) year period and are payable by the Authority. Any additional brokerage fees are payable by Tenant and Tenant indemnifies, holds the Authority harmless and agrees to defend the Authority for and against and claims for such brokerage fees.

ARTICLE XVI: ENTIRE LEASE

- 16.1 This Lease represents the entire and integrated Lease between the Authority and the Tenant and supersedes all prior negotiations, representations and agreements, either written or oral. This Lease may be amended only by written instrument signed by both the Authority and the Tenant.
- 16.2 Nothing in this Lease shall be deemed or construed to give any third party any claim or right of action against the Authority or the Tenant which does not otherwise exist without

regard to this Lease.

- 16.3 The Tenant and Authority agree the delivery by facsimile or by electronic transmission in portable document format (PDF) of an executed original of this Lease Amendment is as effective as delivery of an originally executed License or Proposed Lease.

IN WITNESS WHEREOF, the parties hereto have caused this Lease to be executed the day and year first above written.

ALBANY COUNTY AIRPORT AUTHORITY

By: _____
Rev. Kenneth J. Doyle, Chairman

ELRAC, LLC, D/B/A ENTERPRISE RENT-A-CAR

By: _____

STATE OF NEW YORK :
: ss.:
COUNTY OF ALBANY :

On this _____ day of _____, 20____, before me personally came and appeared **KENNETH J. DOYLE**, to me known to be the person who executed the above instrument, who, being duly sworn, did depose and say that he resides in the County of Albany, that he is the Chairman of the Albany County Airport Authority, the public benefit corporation described in, and which executed, the foregoing instrument; that he executed the foregoing instrument in the name of the Albany County Airport Authority pursuant to a resolution adopted by the Albany County Airport Authority on November 4, 2019; and that he signed his name thereto by like authorization.

Notary Public

STATE OF NEW YORK :
: ss.:
COUNTY OF ALBANY :

On this _____ day of _____, 20____, before me personally came _____ to me known, who being by me duly sworn, did depose and say that he resides in Rensselaer County, that he is the _____ of ELRAC, LLC d/b/a Enterprise Rent-A-Car, the corporation described in, and which executed the within instrument; that he knows the seal of said corporation; that the seal affixed to said instrument is such corporate seal; that it was affixed by order to the Board of Directors of said corporation; and that he signed his name thereto by like order.

Notary Public

EXHIBIT A
LEASED AREA - FLOOR PLAN



70 B Sicker Road
(3,350 sf +/-)

EXHIBIT “B”

EAM and CAM Services

70 B Sicker Road
Albany International Airport

Exclusive Area Maintenance includes:

- Lawn Mowing and gardening of property immediately around building
- HVAC, plumbing and electrical repairs
- Exterior building maintenance
- Fire suppression system
- Maintenance of telecommunication systems
- Twice per year window washing
- Building property insurance
- Property taxes
- Periodic maintenance upon renewals- paint, carpet, other miscellaneous refreshments of space
- Snow removal

Common Area Maintenance includes:

- Maintenance of access roads
- Located next to Airport Fire and Emergency Rescue Department and near Terminal and airfield comprising a nearly highly protected structure with continuance access maintained through all weather conditions
- Lawn mowing and gardening of surrounding property
- Snow removal
- Airport-wide telecommunication systems
- Allocation of insurance for General Liability and Pollution Insurance

AGENDA ITEM NO. 10.5

**Construction Contract: Authorization to
Award Asphalt Pavement Repairs to HMA
Contracting – ACAA Quote No. 19-1010**

AGENDA ITEM NO: 10.5
MEETING DATE: November 4, 2019

ALBANY COUNTY AIRPORT AUTHORITY
REQUEST FOR AUTHORIZATION

DEPARTMENT: *Planning and Engineering*

Contact Person: *John LaClair, P.E., Airport Engineer*

PURPOSE OF REQUEST:

Construction Contract: *Authorization to Award Asphalt Pavement Repairs to HMA Contracting – ACAA Quote No. 19-1010*

CONTRACT AMOUNT:

Base Amount \$55,820.00

BUDGET INFORMATION:

Anticipated in Current ALB Capital Plan: Yes___ No NA
Funding Account No.: CPN 2272

AWARD CONDITIONS MET:

Apprenticeship DBE N/A MWBE

Service Disable Veteran Owned Business (SDVOB) N/A

FISCAL IMPACT - FUNDING (Dollars or Percentages)

Federal 0% State 0% Airport 100%
Term of Funding: 2019-2020
Grant No.: N/A STATE PIN: N/A

JUSTIFICATION:

Request to award Asphalt Paving Contract to qualified low bidder HMA Contracting of Mechanicville, NY for \$55,820.00 The contract scope includes milling and paving asphalt repairs at 27 various sites around the Airport property. The award of this contract is contingent on compliance with the apprenticeship requirements.

CHIEF EXECUTIVE OFFICER'S RECOMMENDATION:

Recommend approval.

AGENDA ITEM NO: 10.5
MEETING DATE: November 4, 2019

FINAL AGREEMENT SUBJECT TO APPROVAL BY COUNSEL: YES NA

PROCUREMENT DEPARTMENT APPROVAL:

Procurement complies with Authority Procurement Guidelines and Chief Financial Officer has approved. YES NA

BACK-UP MATERIAL:

Please refer to the attached RFQ and Contractor's quotes.

REQUEST FOR QUOTATION
ALBANY COUNTY AIRPORT AUTHORITY

PURCHASING OFFICE
ALBANY INTERNATIONAL AIRPORT
ADMINISTRATION BUILDING, SUITE 204
ALBANY, NEW YORK 12211
PHONE (518)242-2213 FAX (518)242-2640

TAX EXEMPT ID # 14-1768979

Vendor: _____

Contact: _____

Phone: _____

Quotation Number: 19-1010

Quote MUST be submitted NO LATER THAN:
Thursday, October 25, 2019 at 11:00 A.M.(EST)

****Asphalt Pavement Repairs****

This Request for Quotation is for a qualified vendor to perform asphalt pavement repairs at various locations at Albany International Airport. Photos of these locations are attached.

A mandatory walk-thru/site visit will be held on Thursday, October 17, 2019 at 11:00 A.M. All interested contractors will meet the Airport Parking Revenue Control Building. This building is located at the exit booths of the Airport Parking Lots. Enter the parking lots, take a ticket and your parking will be validated. You can walk to the Parking Revenue Control Building.

Work must be completed during normal working hours, but must be coordinated with Authorized Airport personnel to cause the least amount of disruption to arriving passengers.

Award will be made to the proposer with the lowest responsible proposal for all locations combined.

All services must be performed in a legal manner according to all local, state and federal regulations.

All services must be completed no later than November 25, 2019.

Attached to this request for quote are a set of photos showing the locations of the repair areas. Vendors will be able to view these locations at the walk thru/site visit on October 17th.

Prevailing Wages / Wage Benefits: Pursuant to Sections 220.3 and 220-d of the Labor Law, each laborer, employed by the awarded vendor, a Subcontractor or other person about or upon whom this project shall be paid not less than the prevailing hourly wage rate for a legal day's work shall be providing supplements not less than the prevailing hourly supplement as determined by the Industrial Commissioner. The successful vendor shall be responsible for the payment of prevailing wages until this project is completed and shall solely be responsible for compliance with updates, to the prevailing wages as determined by the industrial commission. Any wages, fees, interest or penalties resulting from a noncompliance shall be the sole responsibility of the successful vendor.

Attached is a copy of the wage schedule obtained for this project. **PRC#2019013132** has been obtained from New York State Department of Labor. The awarded vendor must provide certified payroll reports with their invoicing.

Awarded vendor will be required to provide Airport Authority with a valid Certificate of Insurance within ten (10) business days after notice of award naming County of Albany and Albany County Airport Authority and the private property owners of record as an additional insured.

General Liability, including automobile & property damage per incident	\$5,000,000
Worker's Compensation	NYS Requirements

PROPOSAL

**TOTAL LUMP SUM PRICE TO PERFORM PAVEMENT REPAIRS
AT ALL LOCATIONS LISTED:**

\$ _____

Submitted By:

DATE: _____, 2019

Legal Name of Person, Partnership
or Corporation

By: _____
Authorized Signature

Title

Address

Name of contact person

Telephone number

Facsimile number

Questions should be directed in writing to Bobbi Matthews at bmatthews@albanyairport.com.

All quotes must be received by the Purchasing Department no later than, **October 25, 2019, 11:00 A.M.(EST); Albany International Airport; Airport Authority Administration Building, Albany, NY 12211-1057. PHONE 518-242-2213; or FAX 242-2640; or Email: bmatthews@albanyairport.com.**
Email Submittals are ACCEPTABLE.

ATTACHMENTS

- Prevailing Wage Rates
- Photos of repair locations

Quote # 19-1010
Asphalt Pavement Repairs

Vendor	Delsignore Blacktop	HMA Contracting Corp.	Rifenburg Contracting
Proposal Pricing			
Total Lump Sum To Perform Pavement Repairs	\$ 81,000.00	\$ 55,820.00	Declined to quote

AGENDA ITEM NO. 10.6

**Construction Contract: Authorization to
Award Construction Contract 1030-GC
Water Service for new Sprinkler at Building
#211 to J.H. Maloy Construction, Inc.**

AGENDA ITEM NO: 10.6
MEETING DATE: November 4, 2019

ALBANY COUNTY AIRPORT AUTHORITY
REQUEST FOR AUTHORIZATION

DEPARTMENT: *Planning and Engineering*

Contact Person: *John LaClair, P.E., Airport Engineer*

PURPOSE OF REQUEST:

Construction Contract: *Authorization to Award Construction Contract 1030-GC Water Service for new Sprinkler at Building #211 to J.H. Maloy Construction, Inc.*

CONTRACT AMOUNT:

Base Amount *\$167,000.00*

BUDGET INFORMATION:

Anticipated in Current ALB Capital Plan: Yes J No NA
Funding Account No.: CPN 2272

AWARD CONDITIONS MET:

Apprenticeship Y *DBE* N/A *MWBE* Y

Service Disable Veteran Owned Business (SDVOB) N/A

FISCAL IMPACT - FUNDING (Dollars or Percentages)

Federal 0% State 0% Airport 100%*
Term of Funding: 2019-2020
Grant No.: N/A STATE PIN: N/A

JUSTIFICATION:

Request to award Contract 1030-GC for Water Service for new Sprinkler at Building #211 to qualified low bidder J.H. Maloy Construction, Inc. of Latham, NY for \$167,000.00. The contract scope includes installation of new 4" D.I.P. pipe with a connection to existing Latham Water District watermain, install water line inside the building and make the required connections to the new system and test the system. The award of this contract is contingent on compliance with the apprenticeship requirements.

CHIEF EXECUTIVE OFFICER'S RECOMMENDATION:

Recommend approval.

AGENDA ITEM NO: 10.6
MEETING DATE: November 4, 2019

FINAL AGREEMENT SUBJECT TO APPROVAL BY COUNSEL: YES NA

PROCUREMENT DEPARTMENT APPROVAL:

Procurement complies with Authority Procurement Guidelines and Chief Financial Officer has approved. YES NA

BACK-UP MATERIAL:

Please refer to the attached Contract 1030-GC Bid Table and Bid Offering.

CONTRACT #1030-GC

Water Connection to Building for Fire Sprinkler System Hook Up at CommutAir (Building #211)

Company Name	James H. Maloy
Addendum #1	X
Lump Sum Bid	\$167,000.00
Bid Bond	5%
Board of Directors	X
Non-Collusion	X
Qualification Questionnaire	X
Acknowledgment	X

I, Bobbi Matthews, certify that this bid tabulation is a true copy of the prices submitted by each bidder for the construction project shown above.

Albany Airport Authority Purchasing Department



Bobbi Matthews
Purchasing Agent

Sworn to before me this 10th day of October 2019


Notary Public

JENNIFER A. MUNGER
Notary Public, State of New York
No. 01MU6246332
Qualified in Schenectady County,
Commission Expires Aug. 08, 2023

ALBANY COUNTY AIRPORT AUTHORITY
INVITATION FOR BID

Sealed bids are hereby requested by the Albany County Airport Authority for **Contract No. 1030-GC Water Connection to Building for Fire Sprinkler System Hook Up at CommutAir (Building #211) at Albany International Airport.** This project involves accessing existing water line and running DI piping into the building then connection to the existing pipeline. DOCUMENTS MAY BE OBTAINED beginning at 10:00 AM on **September 19, 2019**, from Bid Net Direct by visiting www.bidnetdirect.com/albany-county-airport-authority or AT THE ALBANY COUNTY AIRPORT AUTHORITY PURCHASING OFFICE for a non-refundable fee of \$75.00. No bid shall be considered unless the organization making the bid has first obtained a copy of the IFB. In accordance with State Finance Law §§139-j and 139-k, this solicitation includes and imposes certain restrictions on communications between the Airport Authority and an Offerer/bidder during the procurement process. An Offerer/bidder is restricted from making contacts from the earliest notice of intent to solicit offers by this solicitation through final award and approval of the Procurement Contract by the Authority (“restricted period”) to other than designated staff unless it is a contact that is included among certain statutory exceptions set forth in State Finance Law §139-j(3)(a). Designated staff, as of the date hereof, is Bobbi Matthews, Purchasing Agent. Authority employees are also required to obtain certain information when contacted during the restricted period and make a determination of the responsibility of the Offerer/bidder pursuant to these two statutes. Certain findings of non-responsibility can result in rejection for contract award and in the event of two findings within a 4 year period the Offerer/bidder is debarred from obtaining governmental Procurement Contracts. Further information about these requirements can be found by request to the designated staff and the New York State Office of General Services Advisory Council on Procurement Lobbying Web site at: <https://www.ogs.ny.gov/acpl/>. A non-mandatory pre-bid meeting will be held on **October 1, 2019 at 1:00 P.M.** in the Albany County Airport Authority Conference Room, located in the Administration Building, Second Floor at Albany International Airport. Only those bids in the hands of the ALBANY COUNTY AIRPORT AUTHORITY, PURCHASING OFFICE, ADMINISTRATION BUILDING, ROOM 204, SECOND FLOOR, ALBANY, NEW YORK 12211 available to read at **2:00 P.M. (EST) October 10, 2019**, shall be considered. Bids shall be opened read aloud at such time in the Albany County Airport Authority Conference Room, Administration Building, Second Floor, Room 202, Albany, New York. All interested parties may attend. MWBE / SDVOB RESPONSES ARE ENCOURAGED.

AGENDA ITEM NO. 10.7

Request approval of the Fifteenth Supplemental Resolution and Sixteenth Supplemental Resolution to authorize Authority staff to proceed with a private negotiated sale of: Airport Revenue Bond Series 2019 (“Series 2019 Bonds”) in an amount not to exceed \$8,685,000; Airport Revenue Refunding Bond Series 2020A (Non-AMT) (Forward Delivery) in an amount not to exceed \$4,560,000, and; Airport Revenue Refunding Bonds, Series 2020B (AMT) (Forward Delivery) in an amount not to exceed \$31,555,000 (collectively “Series 2020 Bonds”).

AGENDA ITEM NO: 10.7
MEETING DATE: November 4, 2019

ALBANY COUNTY AIRPORT AUTHORITY
REQUEST FOR AUTHORIZATION

DEPARTMENT: *Finance*

Contact Person: *Michael F. Zonsius, Chief Financial Officer*

PURPOSE OF REQUEST:

Request approval of the Fifteenth Supplemental Resolution and Sixteenth Supplemental Resolution to authorize Authority staff to proceed with a private negotiated sale of: Airport Revenue Bond Series 2019 (“Series 2019 Bonds”) in an amount not to exceed \$8,685,000; Airport Revenue Refunding Bond Series 2020A (Non-AMT) (Forward Delivery) in an amount not to exceed \$4,560,000, and; Airport Revenue Refunding Bonds, Series 2020B (AMT) (Forward Delivery) in an amount not to exceed \$31,555,000 (collectively “Series 2020 Bonds”).

JUSTIFICATION:

The Series 2019 Bonds are being issued to provide funds to finance: a portion of the cost of the Upstate Airport Development & Revitalization Project at the Albany International Airport (the “Airport”) and other projects in the Authority’s 2015-2019 Capital Plan; the required deposit into the account in the Bond Reserve Fund established with respect to the Series 2019 Bonds, and; the costs of issuance of the Series 2019 Bonds.

The Series 2020 Bonds are being issued to provide funds to finance: refunding of part or all of the Authority’s Airport Revenue Refunding Bonds, Series 2010A (Tax-Exempt) (“Series 2010A Bonds”); the required deposit into the Bond Reserve Fund established with respect to the Series 2020 Bonds, and; the costs of issuance of the Series 2020 Bonds.

The Master Bond Resolution adopted by the Authority on January 6, 1997 prescribes the limitations on and the conditions for of issuance and form of any bonds issued by the Authority. The Fifteenth Supplemental Bond Resolution and Sixteenth Supplemental Bond Resolutions, sets forth the procedures for the issuance of the Series 2019 Bonds and Series 2020 Bonds, respectively, to be sold at a Private Negotiated Sale pursuant to the Authorities Guidelines Establishing procedures for the Sale of the Authorities Bonds.

The Authority was informed of the sale of \$50,000,000 of Bonds by Private Negotiated Sale and the Plan of Finance at its October 7, 2019 meeting. The Authority Appointed the Underwriter bond Syndicate at its September 26, 2019 meeting led by Morgan Stanley as Manager. Samuel A. Ramirez & Co. Inc. and Roosevelt & Cross Incorporated are included as Co-Senior Managers. The Chief Financial Officer is authorized to take actions necessary to issue bonds and otherwise carry out the actions authorized in the resolution.

AGENDA ITEM NO: 10.7
MEETING DATE: November 4, 2019

CHIEF EXECUTIVE OFFICER'S RECOMMENDATION:

Recommend approval.

FINAL AGREEMENT SUBJECT TO APPROVAL BY COUNSEL: Yes ✓

BACK-UP MATERIAL:

Fifteenth Supplemental Bond Resolution (for Board Action) and Sixteen Supplemental Bond Resolution (for Board Action) and Certificate of Determination, with form of the Series 2019 and Series 2020 attached.

**SIXTEENTH SUPPLEMENTAL BOND RESOLUTION
2020 REFUNDING – FORWARD DELIVERY**

ALBANY COUNTY AIRPORT AUTHORITY

A RESOLUTION AUTHORIZING AND PROVIDING FOR THE ISSUANCE AND SALE OF ONE OR MORE SERIES OF AIRPORT REVENUE REFUNDING BONDS OF THE ALBANY COUNTY AIRPORT AUTHORITY IN AN AGGREGATE PRINCIPAL AMOUNT NOT TO EXCEED \$55,000,000 TO PROVIDE FOR THE REFUNDING OF ALL OR A PORTION OF THE OUTSTANDING AIRPORT REVENUE REFUNDING BONDS, SERIES 2010A (TAX-EXEMPT) OF THE AUTHORITY; APPROVING THE PLAN OF FINANCING FOR THE REFUNDING; AUTHORIZING THE DESIGNATED FINANCIAL OFFICER TO DETERMINE CERTAIN DETAILS OF THE AFORESAID SERIES OF BONDS; APPROVING THE PRELIMINARY OFFICIAL STATEMENT WITH RESPECT TO THE AFORESAID SERIES OF BONDS AND AUTHORIZING PREPARATION AND DISTRIBUTION OF AN OFFICIAL STATEMENT WITH RESPECT TO THE AFORESAID SERIES OF BONDS; AUTHORIZING THE PRIVATE NEGOTIATED SALE OF THE AFORESAID SERIES OF BONDS AND THE EXECUTION AND DELIVERY OF A BOND PURCHASE AGREEMENT IN CONNECTION WITH SUCH SALE; AUTHORIZING THE DESIGNATED FINANCIAL OFFICER TO APPROVE THE ACQUISITION FROM AN INSURER OF ONE OR MORE MUNICIPAL BOND NEW ISSUE INSURANCE POLICIES AND/OR BOND RESERVE FUND POLICIES AND AUTHORIZING THE EXECUTION AND DELIVERY OF ONE OR MORE INSURANCE AGREEMENTS BETWEEN THE AUTHORITY AND SAID INSURER RELATING TO SUCH POLICY OR POLICIES; APPROVING THE FORM OF CONTINUING DISCLOSURE UNDERTAKING WITH RESPECT TO THE AFORESAID SERIES OF BONDS; MAKING CERTAIN FINDINGS AND DETERMINATIONS WITH RESPECT TO THE AFORESAID SERIES OF BONDS; AND CERTAIN OTHER MATTERS RELATED THERETO.

Adopted November 4, 2019

TABLE OF CONTENTS

Page

ARTICLE I

DEFINITIONS

SECTION 1.1. Definitions 1

ARTICLE II

APPROVAL OF THE PLAN OF FINANCE;
AUTHORIZATION OF THE SERIES 2020 BONDS

SECTION 2.1. Authorization and Approval of the 2020 Plan of Finance;
Determination of Refunded Bonds 4

SECTION 2.2. Authorization of the Series 2020 Bonds; Maturities and
Interest Rates..... 4

SECTION 2.3. Redemption of the Series 2020 Bonds..... 5

SECTION 2.4. Notice of Redemption of the Series 2020 Bonds..... 5

SECTION 2.5. Designation of Registrar and Paying Agent for the
Series 2020 Bonds; Execution and Authentication of the
Series 2020 Bonds; Payment of Principal, Interest
and Premium of the Series 2020 Bonds..... 5

SECTION 2.6. Book-Entry System..... 6

ARTICLE III

CREATION OF CERTAIN ACCOUNTS;
DISBURSEMENT OF PROCEEDS

SECTION 3.1. Interest Account for the Series 2020 Bonds 8

SECTION 3.2. Serial Bond Principal Account for the Series 2020 Bonds 8

SECTION 3.3. Term Bond Principal Account for the Series 2020 Bonds..... 8

SECTION 3.4. Bond Reserve Account for the Series 2020 Bonds..... 8

SECTION 3.5. Creation of Escrow Account; Designation of Refunded
Bonds for Redemption on the Redemption Date; Irrevocable
Instruction to Give Notice of Redemption of Bonds 9

SECTION 3.6. Disposition of Proceeds of the Series 2020 Bonds 9

ARTICLE IV

FORM OF THE SERIES 2020 BONDS

SECTION 4.1. Form of the Series 2020 Bonds..... 10

CERTIFICATE OF DETERMINATION

SECTION 5.1. Delegation of Authority 11

ARTICLE VI

APPROVAL OF SALE AND
DOCUMENTS; OTHER MATTERS

SECTION 6.1. Sale of the Series 2020 Bonds 13
SECTION 6.2. Execution and Delivery of Agreements; Continuing Disclosure 13
SECTION 6.3. Special Covenants with Respect to Federal Tax Status
of the Series 2020 Bonds 14
SECTION 6.4. Special Covenants with Respect to Passenger Facility Charges 14
SECTION 6.5. Findings and Determinations 14
SECTION 6.6. Laws Governing; Severability 15
SECTION 6.7. Section Headings; Table of Contents 16
SECTION 6.8. Effective Date of This Sixteenth Supplemental Resolution 16

A RESOLUTION AUTHORIZING AND PROVIDING FOR THE ISSUANCE AND SALE OF ONE OR MORE SERIES OF AIRPORT REVENUE REFUNDING BONDS OF THE ALBANY COUNTY AIRPORT AUTHORITY IN AN AGGREGATE PRINCIPAL AMOUNT NOT TO EXCEED \$55,000,000 TO PROVIDE FOR THE REFUNDING OF ALL OR A PORTION OF THE OUTSTANDING AIRPORT REVENUE REFUNDING BONDS, SERIES 2010A (TAX-EXEMPT) OF THE AUTHORITY; APPROVING THE PLAN OF FINANCING FOR THE REFUNDING; AUTHORIZING THE DESIGNATED FINANCIAL OFFICER TO DETERMINE CERTAIN DETAILS OF THE AFORESAID SERIES OF BONDS; APPROVING THE PRELIMINARY OFFICIAL STATEMENT WITH RESPECT TO THE AFORESAID SERIES OF BONDS AND AUTHORIZING PREPARATION AND DISTRIBUTION OF AN OFFICIAL STATEMENT WITH RESPECT TO THE AFORESAID SERIES OF BONDS; AUTHORIZING THE PRIVATE NEGOTIATED SALE OF THE AFORESAID SERIES OF BONDS AND THE EXECUTION AND DELIVERY OF A BOND PURCHASE AGREEMENT IN CONNECTION WITH SUCH SALE; AUTHORIZING THE DESIGNATED FINANCIAL OFFICER TO APPROVE THE ACQUISITION FROM AN INSURER OF ONE OR MORE MUNICIPAL BOND NEW ISSUE INSURANCE POLICIES AND/OR BOND RESERVE FUND POLICIES AND AUTHORIZING THE EXECUTION AND DELIVERY OF ONE OR MORE INSURANCE AGREEMENTS BETWEEN THE AUTHORITY AND SAID INSURER RELATING TO SUCH POLICY OR POLICIES; APPROVING THE FORM OF CONTINUING DISCLOSURE UNDERTAKING WITH RESPECT TO THE AFORESAID SERIES OF BONDS; MAKING CERTAIN FINDINGS AND DETERMINATIONS WITH RESPECT TO THE AFORESAID SERIES OF BONDS; AND CERTAIN OTHER MATTERS RELATED THERETO.

BE IT RESOLVED BY THE MEMBERS OF THE ALBANY COUNTY AIRPORT AUTHORITY:

ARTICLE I

DEFINITIONS

SECTION 1.1 Definitions. Unless the context shall clearly indicate some other meaning, the terms used in this Sixteenth Supplemental Resolution (including, without limitation, the next paragraph hereof) which are defined in the resolution adopted by the Authority on January 6, 1997 entitled "A RESOLUTION AUTHORIZING THE ISSUANCE OF AIRPORT REVENUE BONDS OF THE ALBANY COUNTY AIRPORT AUTHORITY; PRESCRIBING THE LIMITATIONS ON AND THE CONDITIONS OF ISSUANCE AND THE FORM OF SUCH BONDS; PROVIDING FOR THE DETAILS OF SUCH BONDS; COVENANTING AS TO THE REVENUES, INCOME AND CHARGES OF SAID AUTHORITY AND THE USE AND APPLICATION OF SUCH REVENUES, INCOME AND CHARGES; PLEDGING SUCH REVENUES, INCOME AND CHARGES TO THE PAYMENT OF THE PRINCIPAL OF, PREMIUM, IF ANY, AND INTEREST ON SUCH BONDS AND LIMITING SUCH PAYMENT SOLELY TO SUCH REVENUES, INCOME AND CHARGES; AND MAKING OTHER COVENANTS AND AGREEMENTS IN CONNECTION WITH THE FOREGOING" (said resolution, and unless the context shall clearly indicate otherwise, all amendments and supplements thereto being defined therein as the "Resolution"), shall have the meanings given to them in the Resolution.

Unless the context shall clearly indicate some other meaning, the following terms shall, for all purposes of the Resolution and of any Supplemental Resolution (including for all purposes of this Sixteenth Supplemental Resolution) and for all purposes of any certificate, opinion, instrument or other document therein or herein mentioned, have the following meanings, with the following definitions to be equally applicable to both the singular and plural forms of such terms and vice versa:

“Authorized Officer” shall mean the chief executive officer, the chief financial officer, the chairman or the treasurer of the Authority.

“Bond Insurance Commitment”, with respect to the Series 2020 Bonds, shall mean, if applicable, one or more commitments of the Insurance Company to issue one or more municipal bond new issue insurance policies guaranteeing the scheduled payment of principal of and interest on the Series 2020 Bonds.

“Bond Insurance Policy”, with respect to the Series 2020 Bonds, shall mean, if applicable, one or more municipal bond new issue insurance policies issued by the Insurance Company guaranteeing the scheduled payment of principal of and interest on the Series 2020 Bonds.

“Bond Reserve Fund Requirement” with respect to the Series 2020 Bonds, shall mean the amount, if any, specified in the Certificate of Determination.

“Certificate of Determination” with respect to the Series 2020 Bonds, shall mean a certificate signed by the Designated Financial Officer upon the sale of the Series 2020 Bonds setting forth matters to be therein determined pursuant to this Sixteenth Supplemental Resolution. The Certificate of Determination shall be deemed to be incorporated in or be a part of this Sixteenth Supplemental Resolution.

“DTC” shall mean The Depository Trust Company and its successors and assigns any other securities depository, its successors and assigns.

“Guidelines” means the Authority’s “Guidelines Establishing Procedures for the Selection of Underwriters; For the Sale of the Authority’s Bonds and Certain Other Matters” governing the terms and conditions of any public or private sale of Authority bonds, adopted by the Authority in accordance with the Act on August 7, 1995.

“Insurance Company”, with respect to the Series 2020 Bonds, shall mean, if applicable, the issuer of the Bond Insurance Policy selected by the Authority, or any successor thereto or assignee thereof.

“Interest Payment Dates” shall mean, with respect to the Series 2020 Bonds, the dates determined by the Designated Financial Officer and set forth in the Certificate of Determination.

“Plan of Financing” shall mean the plan presented to the members of the Authority by the Designated Financial Officer and the financial advisor of the Authority at the meeting at which this Sixteenth Supplemental Resolution is adopted.

“Record Date” with respect to each Series 2020 Bond, shall mean such date or dates established as the Record Date for the Series 2020 Bonds in the Certificate of Determination.

“Redemption Date” shall mean June 15, 2020, the date currently determined to be the redemption date of the Refunded Bonds under the Plan of Financing, or such other date as determined by the Designated Financial Officer.

“Refunded Bonds” shall mean the Airport Revenue Refunding Bonds, Series 2010A (Tax-Exempt) in the original aggregate principal amount of \$105,745,000, as modified or revised pursuant to Section 2.1(B) hereof.

“Registrar and Paying Agent” shall mean the Authority.

“Series 2020 Bonds” shall mean any Series of Bonds issued pursuant to the authorization contained in this Sixteenth Supplemental Resolution.

“Sixteenth Supplemental Resolution” shall mean this supplemental resolution.

“Underwriter” means Morgan Stanley & Co. LLC, as representative of the Underwriters.

“Underwriters” means, collectively, Morgan Stanley & Co. LLC, Roosevelt & Cross Incorporated, and Ramirez & Co., Inc.

ARTICLE II

APPROVAL OF THE PLAN OF FINANCE; AUTHORIZATION OF THE SERIES 2020 BONDS

SECTION 2.1. Authorization and Approval of the Plan of Finance; Determination of Refunded Bonds. (A) The Plan of Financing presented to the meeting of the members of the Authority at the meeting which this Sixteenth Supplemental Resolution is adopted is hereby ratified, validated, confirmed and approved.

(B) In accordance with the Plan of Financing, the Authority has preliminarily determined to refund the Refunded Bonds. The Designated Financial Officer is hereby authorized to take all actions necessary to determine whether it is in the best interest of the Authority to refund the Refunded Bonds and the portion of the Refunded Bonds to be refunded. The Authority hereby ratifies, validates, confirms and approves the determination by the Designated Financial Officer relating to Refunded Bonds to be refunded.

SECTION 2.2. Authorization of the Series 2020 Bonds; Maturities and Interest Rates.

(A) There is hereby authorized to be issued and there shall be issued one or more Series of Bonds not to exceed \$55,000,000 to provide for the refunding of all or a portion of the cost of refunding the Refunded Bonds. Such Bonds shall be entitled to the benefit, protection and security of the Resolution and designated "Albany County Airport Authority Airport Revenue Refunding Bonds" (the "Series 2020 Bonds"), with such additional identification designation or designations added as provided by the Designated Financial Officer in the Certificate of Determination.

(B) The Series 2020 Bonds may consist of Bonds issued in the form customarily called "Serial Bonds", Bonds issued in the form customarily called "Term Bonds", or any combination of Serial Bonds and Term Bonds, and the principal amount of Serial Bonds, if any, and Term Bonds, if any, shall be determined by the Designated Financial Officer and set forth in the Certificate of Determination.

(C) The Series 2020 Bonds shall be dated as of the date of delivery and shall mature on the date or dates in each year and in the principal amounts as determined by the Designated Financial Officer and set forth in the Certificate of Determination.

(D) Nothing in this paragraph or in any other section of this Sixteenth Supplemental Resolution shall be construed to require the use of Term Bonds or Serial Bonds or current interest paying bonds, but may include such a combination of such Bonds as determined by the Designated Financial Officer and provided in the Certificate of Determination.

(E) (1) Series 2020 Bonds shall be numbered consecutively from 2020-R-1 upwards as issued or as otherwise provided by the Registrar and Paying Agent for the Series 2020 Bonds. In the event it is determined that the Series 2020 Bonds shall be in more than one Series, the Designated Financial Officer may provide a unique numbering and lettering for each Series as determined in the Certificate of Determination.

(2) The Plan of Financing provides that the Series 2020 Bonds shall be issued in two Series, and numbered consecutively from 2020A-R-1 upward and 2020B-R-1 upward, respectively.

SECTION 2.3. Redemption of the Series 2020 Bonds. *Optional Redemption.* At the option of the Authority, the Series 2020 Bonds shall be subject to redemption prior to the stated maturity if, to the extent, and on the terms and conditions and at the price or prices determined by the Designated Financial Officer and provided in the Official Statement and the Certificate of Determination.

Mandatory Redemption. In the event Series 2020 Bonds shall be issued in the form customarily called Term Bonds, the Series 2020 Bonds constituting Term Bonds shall be subject to redemption in accordance with mandatory sinking fund installments as provided in Section 2.2 hereof at a redemption price equal to the principal amount thereof, together with interest accrued to the date of redemption, in such principal amounts and on such dates as are determined by the Designated Financial Officer and provided in the Certificate of Determination. In order to provide for the retirement of such Series 2020 Bonds issued in the form customarily called Term Bonds, there shall be accumulated in the Bond Fund and credited to the Term Bond Principal Account, 2020, created in Section 3.3 hereof, amounts sufficient to retire such Series 2020 Bond. Nothing in this section shall prohibit the application of moneys on deposit in the Bond Fund and on credit to the Term Bond Principal Account, 2020 herein, if so determined by the Authority semi-annually on both a due date and the day six (6) months prior to such due date as provided in Section 4.03 of the Resolution.

Purchase in Lieu of Mandatory Redemption. In the event Series 2020 Bonds shall be issued in the form customarily called Term Bonds and the Term Bonds are subject to redemption in accordance with mandatory sinking fund installments as provided in Section 2.2 hereof, such Term Bonds shall be subject to purchase in lieu of mandatory redemption at a purchase price equal to the principal amount thereof, together with interest accrued to the date of redemption, in such principal amounts and on such dates as are determined by the Designated Financial Officer and provided in the Certificate of Determination.

SECTION 2.4. Notice of Redemption of the Series 2020 Bonds. Supplemental to Section 2.10(3) of the Resolution, notice of redemption of the Series 2020 Bonds shall be given at the times and in the manner determined by the Designated Financial Officer and provided in the Certificate of Determination. If at the time of the giving of any notice of optional or mandatory redemption there shall not be on deposit with the Paying Agent moneys sufficient to redeem all the Series 2020 Bonds called for redemption, the notice of redemption shall state that the redemption of such Series 2020 Bonds is conditional and subject to deposit of moneys with the Paying Agent sufficient to redeem all such Series 2020 Bonds not later than the opening of business on the redemption date, and that such notice shall be of no effect with respect to any of such Series 2020 Bonds for which moneys are not on deposit. If the amount on deposit with the Paying Agent, or otherwise available, is insufficient to pay the redemption price and accrued interest on the Series 2020 Bonds called for redemption on such date, the Paying Agent shall redeem and pay on such date an amount of such Series 2020 Bonds for which such moneys or other available funds are sufficient, selecting the maturities of Series 2020 Bonds to be redeemed and Series 2020 Bonds within a maturity to be redeemed by lot. The Series 2020 Bonds not redeemed would remain outstanding at their current interest rate or rates until maturity or a subsequent redemption.

SECTION 2.5. Designation of Registrar and Paying Agent for the Series 2020 Bonds; Execution and Authentication of the Series 2020 Bonds; Payment of Principal, Interest and Premium of the Series 2020 Bonds. The Authority shall be and is hereby designated to be Registrar and Paying Agent for the Series 2020 Bonds. The Authority reserves the right to designate a substitute or additional Registrar and Paying Agent for the Series 2020 Bonds in its sole discretion.

The Series 2020 Bonds shall be executed in the name of the Authority by the manual or facsimile signature of the Chairman or Vice Chairman of the Authority and attested by the manual or facsimile signature of the Secretary of the Authority, or in such manner as may be required or permitted by law.

As provided in Section 2.12 of the Resolution, since the Authority is designated to be Registrar and Paying Agent for the Series 2020 Bonds no certificate of authentication for the Series 2020 Bonds shall be required.

The Series 2020 Bonds shall be issuable as fully registered Series 2020 Bonds without coupons in the denomination of \$5,000 or any integral multiple thereof except as it may be necessary to effect the aggregate principal amount of maturity of any series of the Series 2020 Bonds which is not dividable by \$5,000. The Series 2020 Bonds shall be payable as to interest, principal and premium, if any, in any coin or currency of the United States of America that at the time of payment thereof is legal tender for public and private debts. Principal of and premium, if any, on any Series 2020 Bond shall be payable only upon the presentation and surrender of the Series 2020 Bond to the Registrar and Paying Agent at its principal office. Each Series 2020 Bond shall bear interest from the Interest Payment Date next preceding the date of execution by the Authority thereof to which interest has been paid, unless (1) the date of execution is prior to the first Interest Payment Date for such Series 2020 Bond, in which event such Series 2020 Bond shall bear interest from the date of such Series 2020 Bond, or unless (2) the date of execution is an Interest Payment Date to which interest has been paid, in which event such Series 2020 Bond shall bear interest from the date of execution, or unless (3) the date of execution is between the Record Date and the next Interest Payment Date in which event such Series 2020 Bond shall bear interest from the next Interest Payment Date for such Series 2020 Bonds, or as otherwise provided in the Series 2020 Bonds. Interest on all Series 2020 Bonds shall be paid on each Interest Payment Date by the Registrar and Paying Agent by check or draft mailed to the registered holder at his address as it appears on the books of registry kept pursuant to the Resolution as of the close of business on the Record Date.

SECTION 2.6. Book-Entry System. The Series 2020 Bonds when initially issued shall be registered in the name of Cede & Co., as nominee of DTC. So long as DTC or its nominee is the registered owner of Series 2020 Bonds, individual purchases of beneficial ownership interests in such Series 2020 Bonds may be made only in book-entry form by or through DTC participants, and purchasers of such beneficial ownership interest in Series 2020 Bonds will not receive physical delivery of bond certificates representing the beneficial ownership interests purchased.

So long as DTC or its nominee is the registered owner of Series 2020 Bonds, payments of principal of and premium, if any, and interest on such Series 2020 Bonds will be made by wire transfer to DTC or its nominee, or otherwise as may be agreed upon by Authority and DTC; DTC or its nominee will, in turn, remit such payments to the DTC participants for subsequent disbursement to the beneficial owners of such Series 2020 Bonds. Transfers of principal, premium, if any, and interest payments to DTC participants will be the responsibility of DTC. Transfers of such payments to beneficial owners of Series 2020 Bonds by DTC participants will be the responsibility of such participants and other nominees of such beneficial owners. Transfers of beneficial ownership interests in the Series 2020 Bonds will be accomplished by book entries made by DTC and, in turn, by the DTC participants and other nominees of the beneficial owners of the Series 2020 Bonds.

So long as DTC or its nominee is the registered owner of Series 2020 Bonds, the Authority shall send to DTC notice of redemption of such Series 2020 Bonds and any other notice required to be given to registered owners of Series 2020 Bonds pursuant to the Resolution, in the manner and at the times prescribed by the Resolution, except as may be agreed upon by the Authority and DTC.

The Authority shall have no responsibility or obligation to the DTC participants, beneficial owners or other nominees of such beneficial owners for (1) sending transaction statements; (2) maintaining, supervising or reviewing, or the accuracy of, any records maintained by DTC or any DTC participant or other nominees of such beneficial owners; (3) payment or the timeliness of payment by DTC to any DTC participant, or by any DTC participant or other nominees of beneficial owners to any beneficial owner, of any amount due in respect of the principal of or redemption premium, if any, or interest on Series 2020 Bonds; (4) delivery or timely delivery by DTC to any DTC participant, or by any DTC participant or other nominees of beneficial owners to any beneficial owners, of any notice (including notice of redemption) or other communication which is required or permitted under the terms of the Resolution to be given to holders or owners of Series 2020 Bonds; (5) the selection of the beneficial owners to receive payment in the event of any partial redemption of Series 2020 Bonds; or (6) any action taken by DTC or its nominee as the registered owner of the Series 2020 Bonds.

The Authority shall issue certificates (the “Replacement Bonds”) directly to the beneficial owners of the Series 2020 Bonds or their nominees, in the event that DTC determines to discontinue providing its services with respect to the Series 2020 Bonds at any time by giving notice to the Authority, and the Authority fails to locate another qualified securities depository to replace DTC. In addition, the Authority shall also issue Replacement Bonds directly to the beneficial owners of the Series 2020 Bonds or their nominees, in the event the Authority discontinues use of DTC at any time upon determination by the Authority, in its sole discretion and without the consent of any other person, in a manner such that beneficial owners of the Series 2020 Bonds shall be able to obtain certificated Series 2020 Bonds.

ARTICLE III

CREATION OF CERTAIN ACCOUNTS; DISBURSEMENT OF PROCEEDS

SECTION 3.1. Interest Account for the Series 2020 Bonds. There is created and established a separate account in the Bond Fund with respect to the Series 2020 Bonds to be known as the “Interest Account, 2020” with such additional designation as provided in the Certificate of Determination. In order to provide for the payment of interest on the Series 2020 Bonds, there shall be credited to the Interest Account, 2020, from the moneys, in the amounts and at the times required by Sections 4.01 and 4.02 of the Resolution.

SECTION 3.2. Serial Bond Principal Account for the Series 2020 Bonds. There is hereby created and established a separate account in the Bond Fund with respect to the Series 2020 Bonds to be known as the “Serial Bond Principal Account, 2020” with such additional designation as provided in the Certificate of Determination. In order to provide for the payment of principal on the Series 2020 Bonds issued in the form customarily called “Serial Bonds”, there shall be credited to the Serial Bond Principal Account, 2020, from the moneys, in the amounts and at the times required by Sections 4.01 and 4.02 of the Resolution.

SECTION 3.3. Term Bond Principal Account for the Series 2020 Bonds. There is hereby created and established a separate account in the Bond Fund with respect to the Series 2020 Bonds to be known as the “Term Bond Principal Account, 2020” with such additional designation as provided in the Certificate of Determination. In order to provide for the payment of principal on the Series 2020 Bonds issued in the form customarily called “Term Bonds”, there shall be credited to the Term Bond Principal Account, 2020, from the moneys, in the amounts and at the times required by Sections 4.01 and 4.02 of the Resolution.

SECTION 3.4. Bond Reserve Account for the Series 2020 Bonds. (A) There is hereby created and established a separate account in the Bond Reserve Fund with respect to the Series 2020 Bonds to be known as the “Bond Reserve Account, 2020” with such additional designation as provided in the Certificate of Determination. The amount thereof shall be determined by the Designated Financial Officer and set forth in the Certificate of Determination.

(B) The moneys on credit to the Bond Reserve Account, 2020, shall constitute a reserve for the payment of the principal of and interest and premium, if any, on the Series 2020 Bonds. Subject to the remaining provisions of this paragraph with respect to the credits to be made to the Bond Reserve Account, 2020 (a) the moneys on credit to the Bond Reserve Account, 2020, or a surety bond, insurance policy or letter of credit as permitted by Section 4.04 of the Resolution or this Section 3.4 (C), shall always be maintained at an amount at least equal to the Bond Reserve Fund Requirement for the Series 2020 Bonds in any Fiscal Year; (b) if at any time the moneys on credit to the Bond Reserve Account, 2020 are less than the Bond Reserve Fund Requirement for the Series 2020 Bonds in any Fiscal Year the amount of the deficiency shall be restored as provided in Section 4.04 of the Resolution; and (c) if at any time and for so long as the moneys on credit to the Bond Reserve Account, 2020 are at least equal to the Bond Reserve Fund Requirement for the Series 2020 Bonds in any Fiscal Year, no further credits shall be made to this Account, and any amounts in excess of the Bond Reserve Fund Requirement for such Series 2020 Bonds in any Fiscal Year shall be applied as provided in the Resolution.

(C) Nothing contained in this section shall prohibit the use of a surety bond, insurance policy, or letter of credit in an amount equal to, or a portion of, the Bond Reserve Fund Requirement for the Series 2020 Bonds as permitted by the Resolution. Notwithstanding the provisions of Section 4.04 of the Resolution, the insurer providing such surety bond or insurance policy for the Series 2020 Bonds shall be an insurer whose municipal bond insurance policies insuring the payment, when due, of the principal of and interest on municipal bond issues results in such issues being rated in the second highest rating category or higher then assigned by a Rating Agency, or any insurer, without regard to qualification by symbols “+” or “-”, numerical notation, or outlook.

SECTION 3.5. Creation of Escrow Account; Designation of Refunded Bonds for Redemption on the Redemption Date; Irrevocable Instruction to Give Notice of Redemption of Bonds. (A) There is hereby created and established with the Registrar and Paying Agent for the Refunded Bonds special trust funds of the Authority to be designated for purposes of identification as the “Albany County Airport Authority 2010A Bonds Escrow Account” (the “Escrow Accounts”) and there shall be deposited therein the amounts referred to in Section 3.6 and the Certificate of Determination from the proceeds of the Series 2020 Bonds, plus moneys transferred from the Bond Reserve Accounts, Bond Fund Accounts and Passenger Facilities Charge Fund Accounts established for each of the Refunded Bonds, to be deposited therein pursuant to the Resolution. There shall be credited to the applicable Escrow Accounts an amount equal to (a) the sum of (i) the interest payable on the respective Refunded Bonds on the Redemption Date, being the date fixed for redemption of the Refunded Bonds; and (ii) the principal of and premium, if any, payable on the respective Refunded Bonds on the Redemption Date; and (b) less any income derived by the Authority from the investment of the Escrow Accounts. The moneys on credit to the Escrow Accounts shall be held by the Registrar and Paying Agent for the respective series of Refunded Bonds in trust solely for the benefit of the holders of the Refunded Bonds pursuant to the Resolution, but shall not be subject to the lien of the Resolution. The moneys credited to the Escrow Accounts, if invested, shall be invested as provided in the Resolution solely in investments described in the definition of “Governmental Obligations” in Section 9.01 of the Resolution. Any income derived by the Authority from the investment of the Escrow Accounts shall be applied to the payment of the principal of and premium, if any, and interest payable on the Refunded Bonds upon the redemption thereof on the Redemption Date. Any moneys remaining on deposit in the Escrow Accounts after the payment of the redemption price of the Refunded Bonds on the Redemption Date shall be transferred by the Registrar and Paying Agent for the Refunded Bonds to and deposited into the Bond Fund.

(B) The Authority hereby irrevocably designates the Refunded Bonds for optional redemption on the Redemption Date from moneys deposited into the applicable Escrow Accounts, together with the investment earnings thereon.

(C) The Authority hereby irrevocably instructs the Registrar and Paying Agent for the Refunded Bonds to give notice to the holders of the Refunded Bonds of the optional redemption of the Refunded Bonds on the Redemption Date in accordance with and subject to the provisions of Section 2.10 of the Resolution, the applicable provisions of the Supplemental Resolution relating to such Series of Refunded Bonds and Section 2.5 of the Sixteenth Supplemental Resolution.

SECTION 3.6. Disposition of Proceeds of the Series 2020 Bonds. The Designated Financial Officer shall designate in the Certificate of Determination the application of the proceeds of the Series 2020 Bonds and the application of other legally available moneys, including the payment of all required insurance premiums, if applicable, and the credits to the Escrow Accounts.

ARTICLE IV

FORM OF THE SERIES 2020 BONDS

SECTION 4.1. Form of the Series 2020 Bonds. The form of Series 2020 Bonds, the form of certificate of authentication thereof, if applicable, the form of endorsement thereon and the form of assignment pertaining thereto, shall be substantially in the form appended to or included in the Certificate of Determination, with such necessary or appropriate variations, omissions and deletions therefrom and insertions therein as are incidental to their Series, numbers, denominations, maturities, interest rate or rates, paying agencies, privileges of registration, redemption provisions and other details thereof or as otherwise permitted or required by law or by the Resolution.

ARTICLE V

CERTIFICATE OF DETERMINATION

SECTION 5.1. Delegation of Authority. (A) There is hereby delegated to the Designated Financial Officer, subject to the limitations contained herein, the power to determine and effectuate the following with respect to the Series 2020 Bonds:

- (1) the aggregate principal amount of the Series 2020 Bonds to be issued, together with the principal amount of each Series of the Series 2020 Bonds;
- (2) the dated date or dates, maturity date or dates and principal amount of each maturity of the Series 2020 Bonds, the initial Interest Payment Date or dates of the Series 2020 Bonds, the date or dates from which the Series 2020 Bonds shall bear interest, and the identification designation for the Series 2020 Bonds;
- (3) the interest rate or rates of the Series 2020 Bonds; provided, however, that the interest rate or rates to be borne by the Series 2020 Bonds shall not exceed a true interest cost in excess of the maximum rate per annum permitted by law;
- (4) the amount, if any, of the Bond Reserve Account, 2020;
- (5) the application of the proceeds of the Series 2020 Bonds;
- (6) the Series 2020 Bonds to be retired from Sinking Fund Installments and the dates and the amounts thereof;
- (7) the redemption and any purchase in lieu of redemption provisions of the Series 2020 Bonds;
- (8) the numbering or other identification of the Series 2020 Bonds;
- (9) the definitive form of the Series 2020 Bonds, and form of assignment thereon;
- (10) the establishment of such funds, accounts and sub accounts as required by the Resolution and deemed necessary;
- (11) matters relating to the Bond Insurance Policy, including, but not limited to, the determination to obtain a Bond Insurance Policy and the negotiation of the terms of the Bond Insurance Policy;
- (12) matters relating to the use of a surety bond, insurance policy, or letter of credit in an amount equal to, or a portion of, the Bond Reserve Fund Requirement for the Series 2020 Bonds and the unrefunded portion of the Series 2010A Bonds, as permitted by the Resolution;
- (13) a determination of the best interests of the Authority relating to the refunding of the Refunded Bonds, including the exact amounts of the Refunded Bonds to be refunded, if any;

(14) the execution and delivery of certificates and agreements necessary to provide for the delivery and closing of the Series 2020 Bonds in calendar year 2020, including, but not limited to, any updates to the Official Statement;

(15) confirmation and ratification of the findings and determinations in Article VI and the certification required in Section 2.2 hereof; and

(16) any other provisions deemed advisable by the Designated Financial Officer and not materially in conflict with the provisions of this Sixteenth Supplemental Resolution or of the Resolution including without limitation, the Interest Payment Dates and the Record Dates.

The Designated Financial Officer shall execute, one or more certificates evidencing determinations or other actions taken pursuant to the authority granted herein, executed copies of which, or copies of which, certified by the Designated Financial Officer, shall be filed in the official records of the Board. Each such certificate shall be deemed a Certificate of Determination and shall be conclusive evidence of the action or determination of such officer as to the matters stated therein. The provisions of each Certificate of Determination shall be deemed to be incorporated in and be a part of this Sixteenth Supplemental Resolution.

(B) There is hereby delegated to the Designated Financial Officer and each of the other Authorized Officers, subject to the limitations contained herein, the power to enter into the following agreements and/or execute the following documents and certificates on behalf of the Board with respect to each Series of the Series 2020 Bonds in such forms as he deems appropriate, which documents and certificates are hereby authorized and approved:

(1) the Bond Insurance Commitment, if applicable;

(2) the Tax Certificate;

(3) the Bond Purchase Agreement;

(4) the Continuing Disclosure Undertaking; and

(5) such other agreements, documents, and certificates as shall be necessary or proper related to a Series of the Series 2020 Bonds and the delivery thereof, including, but not limited to, any agreements, documents, and certificates necessary to provide for the delivery and closing of the Series 2020 Bonds in calendar year 2020.

The execution by an Authorized Officer of any agreement, certificate or document executed pursuant to this Section 5.1 shall be conclusive evidence of the determination and agreement of the terms and provisions thereto or therein. Any agreements, certificates and documents executed pursuant to this Section 5.1 are hereby ratified, validated, confirmed and approved.

ARTICLE VI

APPROVAL OF SALE AND DOCUMENTS; OTHER MATTERS

SECTION 6.1. Sale of the Series 2020 Bonds. The members of the Authority hereby find and determine that the Series 2020 Bonds shall be sold pursuant to a Private Negotiated Sale in accordance with the terms and provisions of Section 2785 of the Act and the Guidelines. The Authority hereby authorizes the Chairman of the Authority or the Chief Financial Officer of the Authority to authorize the sale of the Series 2020 Bonds, for and on behalf of the Authority, in substantially the form approved by the members of the Authority concurrently with the adoption of this Sixteenth Supplemental Resolution.

The Series 2020 Bonds authorized to be issued, executed, sold and delivered pursuant to this Section 6.1 shall (1) be issued, executed and delivered at such time as the Chairman of the Authority or the Chief Financial Officer of the Authority shall determine, and (2) bear interest at the rate or rates, be issued in such form, be subject to redemption prior to maturity and have such other terms and provisions and be issued in such manner and on such conditions as are set forth in the Series 2020 Bonds, this Sixteenth Supplemental Resolution and the Official Statement, which terms are specifically incorporated herein by reference with the same force and effect as if fully set forth in this Sixteenth Supplemental Resolution.

The draft of the Preliminary Official Statement, setting forth certain information with respect to the Series 2020 Bonds, presented to the Board at the meeting at which this resolution is adopted is authorized to be finalized and the Chairman of the Authority or Chief Financial Officer may make such modifications in the Preliminary Official Statement prior to the printing of definitive copies thereof as such officers, upon the advice of counsel to the Authority, deem appropriate and the Authority is further authorized to deliver definitive copies thereof to the Underwriter for distribution of the same to prospective investors in and purchasers of the Series 2020 Bonds.

Upon the completion of the sale of the Series 2020 Bonds by the Underwriter and the execution and delivery of the Bond Purchase Agreement, the Chairman of the Authority, the Chief Financial Officer and staff of the Authority are hereby authorized and directed to prepare and finalize and an Authorized Officer is authorized to execute copies of the final Official Statement, for and on behalf of the Authority and to deliver the same, or cause the same to be delivered, to the Underwriter. The Chairman of the Authority or Chief Financial Officer may make such modifications in the Official Statement prior to the printing of definitive copies as such officers, upon the advice of counsel to the Authority, deem appropriate and an Authorized Officer shall execute and deliver definitive copies thereof to the Underwriter. The execution and delivery of any official statement relating to the Series 2020 Bonds shall be evidence of the approval of the definitive Official Statement. The Authority hereby authorizes said definitive Official Statement, together with the appendices thereto and the information contained therein, to be used in connection with the offering and sale of the Series 2020 Bonds.

Copies of the said Preliminary Official Statement and form of Official Statement shall be filed with the minutes of the meeting at which this Sixteenth Supplemental Resolution is adopted.

SECTION 6.2. Execution and Delivery of Agreements; Continuing Disclosure. Each of the Authorized Officers, individually, is hereby authorized for and on behalf of the Authority to execute and deliver such further documents and agreements, including any tax agreement intended to ensure compliance with the tax covenants of the Authority or take any and all such further action as upon the advice of counsel to the Authority that (a) he or they shall deem necessary or desirable in order to effectuate the issuance,

delivery and payment of the Series 2020 Bonds in accordance with the terms of the Resolution and this Sixteenth Supplemental Resolution, or (b) may be reasonably required on the part of the Authority to carry out, give effect to and consummate the transactions contemplated hereby and by the documents referred to therein or herein or approved thereby or hereby. In addition, the Designated Financial Officer is authorized to execute the Certificate of Determination in a form substantially similar to that contained in the form filed with the minutes of the meeting at which this Sixteenth Supplemental Resolution is adopted.

A Continuing Disclosure Undertaking by the Authority, in substantially the form of the draft thereof presented at the meeting at which this Sixteenth Supplemental Resolution is adopted and to be dated the date of initial delivery of the Bonds, is hereby authorized to be executed and delivered by an Authorized Officer. The Authority covenants with the holders from time to time of the Series 2020 Bonds that it will, and hereby authorizes the appropriate officers and employees of the Authority to take all action necessary or appropriate to, comply with and carry out all of the provisions of the Continuing Disclosure Undertaking as amended from time to time. Notwithstanding any other provision of the Resolution, failure of the Authority or the Trustee to perform in accordance with the Continuing Disclosure Undertaking shall not constitute a default or an Event of Default under the Resolution, and the rights and remedies provided by the Resolution upon the occurrence of such a default or an Event of Default shall not apply to any such failure, but the Continuing Disclosure Undertaking may be enforced only as provided therein.

SECTION 6.3. Special Covenants with Respect to Federal Tax Status of the Series 2020 Bonds. So long as any of the Series 2020 Bonds shall be Outstanding, the Authority shall comply with all applicable provisions of Sections 103 and 141-150 of the Internal Revenue Code of 1986, as amended and all applicable regulations of the Internal Revenue Service proposed and promulgated thereunder.

SECTION 6.4. Special Covenants with Respect to Passenger Facility Charges. The Authority hereby covenants with respect to PFC Revenues (1) that the Authority will take all action reasonably necessary to cause the collection and remittance to the Authority of all PFC Revenues required by Federal law to be so collected and remitted; and (2) to apply to payments of principal and interest on the Series 2010 Bonds or any bonds issued to refund the Series 2010 Bonds, during the 3-year period reflected in the Report of the Airport Consultant as published in the final Official Statement, by irrevocably depositing in a segregated subaccount the lesser of (a) the total amount of PFC Revenues collected and remitted to the Authority or (b) the amount of PFC Revenues to be used for the Series 2010 Bonds or any bonds issued to refund the Series 2010 Bonds, as shown in the Report of the Airport Consultant as published in the final Official Statement.

SECTION 6.5. Findings and Determinations. The Authority hereby finds, determines and declares: (a) the Series 1997A Bonds, the Series 1998B Bonds, the Series 1998C Bonds, the Series 1999A Bonds, the Series 2000A Bonds, the Series 2000B Bonds, the Series 2003A Bonds, the Series 2004 Bonds, the Series 2006A Bonds, the Series 2006B Bonds, the Series 2006C Bonds, the Series 2008A Bonds, the Series 2010A Bonds, the Series 2010B Bonds, the Series 2017A Bonds, the Series 2017B Bonds, the Series 2018A Bonds and the Series 2018B Bonds are the only Series of Bonds issued under the Resolution; (b) the Series 2020 Bonds are issued under the authorization of Section 2.02 of the Resolution; (c) the Airport Consultant has delivered a report satisfying the requirements of Section 2.02(2)(ii) of the Resolution, (d) the Series 2020 Bonds shall be sold by means of a Private Negotiated Sale, as such term is defined in the Authority's Guidelines, and the Authority accepts and endorses the written recommendation of the Chairman of the Authority regarding the determination to sell the Series 2020 Bonds pursuant to a Private Negotiated Sale, and further finds and determines, in accordance with, the Guidelines, that it is in the best interests of the Authority to sell, and the interests of the Authority will be best served by a sale of, the Series 2020 Bonds by means of a Private Negotiated Sale, and further ratifies and confirms all action

taken by the Authority and Authority staff with respect to the sale of the Series 2020 Bonds by means of a Private Negotiated Sale; (e) the refunding of all or a portion of the Refunded Bonds is expedient and in the best interests of the Authority under Section 2875(2) of the Act, (f) the requirements contained in Section 2875 of the Act relating to the sale of the Series 2020 Bonds will be satisfied by the date of issuance of the Series 2020 Bonds, and (g) all provisions and conditions of the Resolution and of other applicable law have been complied with in the issuance under the Resolution of the Series 2020 Bonds.

For purposes of the preceding paragraph, all capitalized terms not previously defined in this Sixteenth Supplemental Resolution shall have the meanings given them in the Guidelines and the Act.

The Board hereby further finds, determines and declares that this Sixteenth Supplemental Resolution (1) supplements the Resolution; (2) constitutes and is a “Supplemental Resolution” within the meaning of the quoted words as defined and used in the Resolution; and (3) is adopted pursuant to and under the authority of the Resolution.

The Board hereby further finds, determines and declares that the Series 2020 Bonds are to be issued under the Resolution and to constitute and be “Bonds” within the meaning of the quoted word as defined and used in the Resolution. As more fully set forth in the Resolution, the Series 2020 Bonds: (i) shall be entitled to the benefits, security and protection of the Resolution, equally and ratably with one another and with any other Bonds hereafter issued thereunder; (ii) shall be payable as provided in the Resolution solely from Net Revenues on a parity with one another and with all Bonds hereafter issued under the Resolution; and (iii) shall be equally and ratably secured under the Resolution with one another and with all Bonds hereafter issued thereunder, without priority by reason of series, number, date of adoption of this Sixteenth Supplemental Resolution providing for the issuance thereof, date of Bonds, date of sale, date of execution, date of issuance, date of delivery, or otherwise, by the liens, pledges, charges and assignments created by the Resolution.

The Board hereby further finds, determines and declares: (a) except for the Bonds, there are not outstanding any bonds, notes or other evidences of indebtedness payable from and secured by lien on or pledge or charge upon Revenues; (b) the Revenues are not encumbered by any lien and charge thereon or pledge thereof, other than the lien and charge thereon and pledge thereof created by the Resolution for the payment and security of the Bonds; and (c) there does not exist an “Event of Default” as defined in Section 7.01 of the Resolution, nor does there exist any condition which, after the passage of time, would constitute, under such section, an “Event of Default”.

The Board hereby further finds, determines and declares that it is in the best interest of the Authority (1) to implement the Plan of Financing; and (2) to take such actions and execute such documents from time to time as shall be deemed necessary or desirable in order to effectuate the issuance, delivery and payment of the Series 2020 Bonds, and the implementation of the Plan of Financing.

SECTION 6.6. Laws Governing; Severability. This Sixteenth Supplemental Resolution shall be construed and enforced in accordance with the Constitution and laws of the State of New York.

If any provision of this Sixteenth Supplemental Resolution shall be held or deemed to be or shall, in fact, be inoperative or unenforceable as applied in any particular case in any jurisdiction or jurisdictions or in all jurisdictions, or in all cases because it conflicts with any other provision or provisions hereof or any constitution or statute or rule of public policy, or for any other reason, such circumstances shall not have the effect of rendering the provision in question inoperative or unenforceable in any other case or

circumstance, or of rendering any other provision or provisions herein contained invalid, inoperative, or unenforceable to any extent whatever.

The invalidity of any one or more phrases, sentences, clauses, paragraphs or sections in this Sixteenth Supplemental Resolution shall not affect the remaining portions of this Sixteenth Supplemental Resolution or any part thereof or of the Series 2020 Bonds issued hereunder.

SECTION 6.7. Section Headings; Table of Contents. The headings or titles of the several sections hereof, and any table of contents appended hereto or to copies hereof, shall be solely for convenience of reference and shall not affect the meaning or construction, interpretation or effect of this Sixteenth Supplemental Resolution.

SECTION 6.8. Effective Date of This Sixteenth Supplemental Resolution. This Sixteenth Supplemental Resolution shall become effective upon its adoption.

**FIFTEENTH SUPPLEMENTAL BOND RESOLUTION
NEW MONEY PROJECT**

ALBANY COUNTY AIRPORT AUTHORITY

A RESOLUTION AUTHORIZING AND PROVIDING FOR THE ISSUANCE AND SALE OF ONE OR MORE SERIES OF AIRPORT REVENUE BONDS OF THE ALBANY COUNTY AIRPORT AUTHORITY IN AN AGGREGATE PRINCIPAL AMOUNT NOT TO EXCEED \$11,000,000 TO FINANCE CAPITAL PROJECTS AT OR ADJACENT TO THE EXISTING ALBANY INTERNATIONAL AIRPORT; APPROVING THE PLAN OF FINANCING FOR THE PROPOSED CAPITAL PROJECTS; AUTHORIZING THE DESIGNATED FINANCIAL OFFICER TO DETERMINE CERTAIN DETAILS OF THE AFORESAID SERIES OF BONDS; APPROVING THE PRELIMINARY OFFICIAL STATEMENT WITH RESPECT TO THE AFORESAID SERIES OF BONDS AND AUTHORIZING PREPARATION AND DISTRIBUTION OF AN OFFICIAL STATEMENT WITH RESPECT TO THE AFORESAID SERIES OF BONDS; AUTHORIZING THE PRIVATE NEGOTIATED SALE OF THE AFORESAID SERIES OF BONDS AND THE EXECUTION AND DELIVERY OF A BOND PURCHASE AGREEMENT IN CONNECTION WITH SUCH SALE; AUTHORIZING THE DESIGNATED FINANCIAL OFFICER TO APPROVE THE ACQUISITION FROM AN INSURER OF ONE OR MORE MUNICIPAL BOND NEW ISSUE INSURANCE POLICIES AND/OR BOND RESERVE FUND POLICIES AND AUTHORIZING THE EXECUTION AND DELIVERY OF ONE OR MORE INSURANCE AGREEMENTS BETWEEN THE AUTHORITY AND SAID INSURER RELATING TO SUCH POLICY OR POLICIES; APPROVING THE FORM OF CONTINUING DISCLOSURE UNDERTAKING WITH RESPECT TO THE AFORESAID SERIES OF BONDS; MAKING CERTAIN FINDINGS AND DETERMINATIONS WITH RESPECT TO THE AFORESAID SERIES OF BONDS; AND CERTAIN OTHER MATTERS RELATED THERETO.

Adopted November 4, 2019

TABLE OF CONTENTS

Page

ARTICLE I
DEFINITIONS

SECTION 1.1. Definitions 1

ARTICLE II
APPROVAL OF THE PLAN OF FINANCE AND 2019 PROJECTS;
AUTHORIZATION OF THE SERIES 2019 BONDS

SECTION 2.1. Authorization and Approval of the Plan of Finance and 2019 Projects..... 4
SECTION 2.2. Authorization of the Series 2019 Bonds; Maturities and Interest Rates 4
SECTION 2.3. Redemption of the Series 2019 Bonds..... 4
SECTION 2.4. Notice of Redemption of the Series 2019 Bonds..... 5
SECTION 2.5. Designation of Registrar and Paying Agent for the Series 2019 Bonds;
Execution and Authentication of the Series 2019 Bonds; Payment of
Principal, Interest and Premium of the Series 2019 Bonds..... 5
SECTION 2.6. Book-Entry System..... 6

ARTICLE III
CREATION OF CERTAIN ACCOUNTS;
DISBURSEMENT OF PROCEEDS

SECTION 3.1. Interest Account for the Series 2019 Bonds 8
SECTION 3.2. Serial Bond Principal Account for the Series 2019 Bonds 8
SECTION 3.3. Term Bond Principal Account for the Series 2019 Bonds..... 8
SECTION 3.4. Bond Reserve Account for the Series 2019 Bonds..... 8
SECTION 3.5. Construction Account for the Series 2019 Bonds..... 9
SECTION 3.6. Construction Interest Account for the Series 2019 Bonds..... 9
SECTION 3.7. Disposition of Proceeds of the Series 2019 Bonds 9

ARTICLE IV
FORM OF THE SERIES 2019 BONDS

SECTION 4.1. Form of the Series 2019 Bonds..... 10

ARTICLE V
CERTIFICATE OF DETERMINATION

SECTION 5.1. Delegation of Authority 11

ARTICLE VI

APPROVAL OF SALE AND
DOCUMENTS; OTHER MATTERS

SECTION 6.1.	Sale of the Series 2019 Bonds	13
SECTION 6.2.	Execution and Delivery of Agreements; Continuing Disclosure.....	13
SECTION 6.3.	Special Covenants with Respect to Federal Tax Status of the Series 2019 Bonds	14
SECTION 6.4.	Special Covenants with Respect to Passenger Facility Charges.....	14
SECTION 6.5.	Findings and Determinations	14
SECTION 6.6.	Laws Governing; Severability	15
SECTION 6.7.	Section Headings; Table of Contents.....	16
SECTION 6.8.	Effective Date of This Fifteenth Supplemental Resolution	16

A RESOLUTION AUTHORIZING AND PROVIDING FOR THE ISSUANCE AND SALE OF ONE OR MORE SERIES OF AIRPORT REVENUE BONDS OF THE ALBANY COUNTY AIRPORT AUTHORITY IN AN AGGREGATE PRINCIPAL AMOUNT NOT TO EXCEED \$11,000,000 TO FINANCE CAPITAL PROJECTS AT OR ADJACENT TO THE EXISTING ALBANY INTERNATIONAL AIRPORT; APPROVING THE PLAN OF FINANCING FOR THE PROPOSED CAPITAL PROJECTS; AUTHORIZING THE DESIGNATED FINANCIAL OFFICER TO DETERMINE CERTAIN DETAILS OF THE AFORESAID SERIES OF BONDS; APPROVING THE PRELIMINARY OFFICIAL STATEMENT WITH RESPECT TO THE AFORESAID SERIES OF BONDS AND AUTHORIZING PREPARATION AND DISTRIBUTION OF AN OFFICIAL STATEMENT WITH RESPECT TO THE AFORESAID SERIES OF BONDS; AUTHORIZING THE PRIVATE NEGOTIATED SALE OF THE AFORESAID SERIES OF BONDS AND THE EXECUTION AND DELIVERY OF A BOND PURCHASE AGREEMENT IN CONNECTION WITH SUCH SALE; AUTHORIZING THE DESIGNATED FINANCIAL OFFICER TO APPROVE THE ACQUISITION FROM AN INSURER OF ONE OR MORE MUNICIPAL BOND NEW ISSUE INSURANCE POLICIES AND/OR BOND RESERVE FUND POLICIES AND AUTHORIZING THE EXECUTION AND DELIVERY OF ONE OR MORE INSURANCE AGREEMENTS BETWEEN THE AUTHORITY AND SAID INSURER RELATING TO SUCH POLICY OR POLICIES; APPROVING THE FORM OF CONTINUING DISCLOSURE UNDERTAKING WITH RESPECT TO THE AFORESAID SERIES OF BONDS; MAKING CERTAIN FINDINGS AND DETERMINATIONS WITH RESPECT TO THE AFORESAID SERIES OF BONDS; AND CERTAIN OTHER MATTERS RELATED THERETO.

BE IT RESOLVED BY THE MEMBERS OF THE ALBANY COUNTY AIRPORT AUTHORITY:

ARTICLE I

DEFINITIONS

SECTION 1.1 Definitions. Unless the context shall clearly indicate some other meaning, the terms used in this Fifteenth Supplemental Resolution (including, without limitation, the next paragraph hereof) which are defined in the resolution adopted by the Authority on January 6, 1997 entitled "A RESOLUTION AUTHORIZING THE ISSUANCE OF AIRPORT REVENUE BONDS OF THE ALBANY COUNTY AIRPORT AUTHORITY; PRESCRIBING THE LIMITATIONS ON AND THE CONDITIONS OF ISSUANCE AND THE FORM OF SUCH BONDS; PROVIDING FOR THE DETAILS OF SUCH BONDS; COVENANTING AS TO THE REVENUES, INCOME AND CHARGES OF SAID AUTHORITY AND THE USE AND APPLICATION OF SUCH REVENUES, INCOME AND CHARGES; PLEDGING SUCH REVENUES, INCOME AND CHARGES TO THE PAYMENT OF THE PRINCIPAL OF, PREMIUM, IF ANY, AND INTEREST ON SUCH BONDS AND LIMITING SUCH PAYMENT SOLELY TO SUCH REVENUES, INCOME AND CHARGES; AND MAKING OTHER COVENANTS AND AGREEMENTS IN CONNECTION WITH THE FOREGOING" (said resolution, and unless the context shall clearly indicate otherwise, all amendments and supplements thereto being defined therein as the "Resolution"), shall have the meanings given to them in the Resolution.

Unless the context shall clearly indicate some other meaning, the following terms shall, for all purposes of the Resolution and of any Supplemental Resolution (including for all purposes of this Fifteenth Supplemental Resolution) and for all purposes of any certificate, opinion, instrument or other document therein or herein mentioned, have the following meanings, with the following definitions to be equally applicable to both the singular and plural forms of such terms and vice versa:

“Authorized Officer” shall mean the chief executive officer, the chief financial officer, the chairman or the treasurer of the Authority.

“Bond Insurance Commitment”, with respect to the Series 2019 Bonds, shall mean, if applicable, one or more commitments of the Insurance Company to issue one or more municipal bond new issue insurance policies guaranteeing the scheduled payment of principal of and interest on the Series 2019 Bonds.

“Bond Insurance Policy”, with respect to the Series 2019 Bonds, shall mean, if applicable, one or more municipal bond new issue insurance policies issued by the Insurance Company guaranteeing the scheduled payment of principal of and interest on the Series 2019 Bonds.

“Bond Reserve Fund Requirement” with respect to the Series 2019 Bonds, shall mean the amount, if any, specified in the Certificate of Determination.

“Certificate of Determination” with respect to the Series 2019 Bonds, shall mean a certificate signed by the Designated Financial Officer upon the sale of the Series 2019 Bonds setting forth matters to be therein determined pursuant to this Fifteenth Supplemental Resolution. The Certificate of Determination shall be deemed to be incorporated in or be a part of this Fifteenth Supplemental Resolution.

“DTC” shall mean The Depository Trust Company and its successors and assigns or any other securities depository, its successors and assigns.

“Fifteenth Supplemental Resolution” shall mean this supplemental resolution.

“Guidelines” means the Authority’s “Guidelines Establishing Procedures for the Selection of Underwriters; For the Sale of the Authority’s Bonds and Certain Other Matters” governing the terms and conditions of any public or private sale of Authority bonds, adopted by the Authority in accordance with the Act on August 7, 1995.

“Insurance Company”, with respect to the Series 2019 Bonds, shall mean, if applicable, the issuer of the Bond Insurance Policy selected by the Authority, or any successor thereto or assignee thereof.

“Interest Payment Dates” shall mean, with respect to the Series 2019 Bonds, the dates determined by the Designated Financial Officer and set forth in the Certificate of Determination.

“Plan of Financing” shall mean the plan presented to the members of the Authority by the Designated Financial Officer and the financial advisor of the Authority at the meeting at which this Fifteenth Supplemental Resolution is adopted.

“Record Date” with respect to each Series 2019 Bond, shall mean such date or dates established as the Record Date for the Series 2019 Bonds in the Certificate of Determination.

“Registrar and Paying Agent” shall mean the Authority.

“Series 2019 Bonds” shall mean any Series of Bonds issued pursuant to the authorization contained in this Fifteenth Supplemental Resolution.

“2019 Projects” shall mean the various capital improvements to be financed with the proceeds of the Series 2019 Bonds, including the undertaking of the following: (a) construction of a parking garage facility, (b) acquisition and installation of various machinery and equipment, and (c) improvements to portions of the terminal area involving the construction and reconstruction of the passenger loading bridges, including but not limited to related professional planning, consultants, architects and engineers, construction management, and inspection services, as more fully described in the Official Statement relating to the Series 2019 Bonds.

“Underwriter” means Morgan Stanley & Co. LLC.

ARTICLE II

APPROVAL OF THE PLAN OF FINANCE AND 2019 PROJECTS; AUTHORIZATION OF THE SERIES 2019 BONDS

SECTION 2.1. Authorization and Approval of the Plan of Finance and 2019 Projects. (A) The Plan of Financing presented to the meeting of the members of the Authority at the meeting which this Fifteenth Supplemental Resolution is adopted is hereby ratified, validated, confirmed, and approved.

(B) In accordance with the Plan of Financing, the Authority hereby ratifies, validates, confirms, and approves the undertaking of the 2019 Projects.

SECTION 2.2. Authorization of the Series 2019 Bonds; Maturities and Interest Rates. (A) There is hereby authorized to be issued and there shall be issued one or more Series of Bonds not to exceed \$11,000,000 for the purposes of paying a portion of the cost of the 2019 Projects. Such Bonds shall be entitled to the benefit, protection, and security of the Resolution and designated “Albany County Airport Authority Airport Revenue Bonds” (the “Series 2019 Bonds”), with such additional identification designation or designations added as provided by the Designated Financial Officer in the Certificate of Determination.

(B) The Series 2019 Bonds may consist of Bonds issued in the form customarily called “Serial Bonds,” Bonds issued in the form customarily called “Term Bonds,” or any combination of Serial Bonds and Term Bonds, and the principal amount of Serial Bonds, if any, and Term Bonds, if any, shall be determined by the Designated Financial Officer and set forth in the Certificate of Determination.

(C) The Series 2019 Bonds shall be dated as of the date of delivery and shall mature on the date or dates in each year and in the principal amounts as determined by the Designated Financial Officer and set forth in the Certificate of Determination.

(D) Nothing in this paragraph or in any other section of this Fifteenth Supplemental Resolution shall be construed to require the use of Term Bonds or Serial Bonds or current interest paying bonds, but may include such a combination of such Bonds as determined by the Designated Financial Officer and provided in the Certificate of Determination.

(E) Series 2019 Bonds shall be numbered consecutively from 2019-R-1 upwards as issued or as otherwise provided by the Registrar and Paying Agent for the Series 2019 Bonds. In the event it is determined that the Series 2019 Bonds shall be in more than one Series, the Designated Financial Officer may provide a unique numbering and lettering for each Series as determined in the Certificate of Determination.

SECTION 2.3. Redemption of the Series 2019 Bonds. *Optional Redemption.* At the option of the Authority, the Series 2019 Bonds shall be subject to redemption prior to the stated maturity if, to the extent, and on the terms and conditions and at the price or prices determined by the Designated Financial Officer and provided in the Official Statement and the Certificate of Determination.

Mandatory Redemption. In the event Series 2019 Bonds shall be issued in the form customarily called Term Bonds, the Series 2019 Bonds constituting Term Bonds shall be subject to redemption in accordance with mandatory sinking fund installments as provided in Section 2.2 hereof at a redemption price equal to the principal amount thereof, together with interest accrued to the date of redemption, in such principal amounts and on such dates as are determined by the Designated Financial Officer and provided in the Certificate of Determination. In order to provide for the retirement of such Series 2019 Bonds issued

in the form customarily called Term Bonds, there shall be accumulated in the Bond Fund and credited to the Term Bond Principal Account, 2019, created in Section 3.3 hereof, amounts sufficient to retire such Series 2019 Bond. Nothing in this section shall prohibit the application of moneys on deposit in the Bond Fund and on credit to the Term Bond Principal Account, 2019 herein, if so determined by the Authority semi-annually on both a due date and the day six (6) months prior to such due date as provided in Section 4.03 of the Resolution.

Purchase in Lieu of Mandatory Redemption. In the event Series 2019 Bonds shall be issued in the form customarily called Term Bonds and the Term Bonds are subject to redemption in accordance with mandatory sinking fund installments as provided in Section 2.2 hereof, such Term Bonds shall be subject to purchase in lieu of mandatory redemption at a purchase price equal to the principal amount thereof, together with interest accrued to the date of redemption, in such principal amounts and on such dates as are determined by the Designated Financial Officer and provided in the Certificate of Determination.

SECTION 2.4. Notice of Redemption of the Series 2019 Bonds. Supplemental to Section 2.10(3) of the Resolution, notice of redemption of the Series 2019 Bonds shall be given at the times and in the manner determined by the Designated Financial Officer and provided in the Certificate of Determination. If at the time of the giving of any notice of optional or mandatory redemption there shall not be on deposit with the Paying Agent moneys sufficient to redeem all the Series 2019 Bonds called for redemption, the notice of redemption shall state that the redemption of such Series 2019 Bonds is conditional and subject to deposit of moneys with the Paying Agent sufficient to redeem all such Series 2019 Bonds not later than the opening of business on the redemption date, and that such notice shall be of no effect with respect to any of such Series 2019 Bonds for which moneys are not on deposit. If the amount on deposit with the Paying Agent, or otherwise available, is insufficient to pay the redemption price and accrued interest on the Series 2019 Bonds called for redemption on such date, the Paying Agent shall redeem and pay on such date an amount of such Series 2019 Bonds for which such moneys or other available funds are sufficient, selecting the maturities of Series 2019 Bonds to be redeemed and Series 2019 Bonds within a maturity to be redeemed by lot. The Series 2019 Bonds not redeemed would remain outstanding at their current interest rate or rates until maturity or a subsequent redemption.

SECTION 2.5. Designation of Registrar and Paying Agent for the Series 2019 Bonds; Execution and Authentication of the Series 2019 Bonds; Payment of Principal, Interest and Premium of the Series 2019 Bonds. The Authority shall be and is hereby designated to be Registrar and Paying Agent for the Series 2019 Bonds. The Authority reserves the right to designate a substitute or additional Registrar and Paying Agent for the Series 2019 Bonds in its sole discretion.

The Series 2019 Bonds shall be executed in the name of the Authority by the manual or facsimile signature of the Chairman or Vice Chairman of the Authority and attested by the manual or facsimile signature of the Secretary of the Authority, or in such manner as may be required or permitted by law.

As provided in Section 2.12 of the Resolution, since the Authority is designated to be Registrar and Paying Agent for the Series 2019 Bonds no certificate of authentication for the Series 2019 Bonds shall be required.

The Series 2019 Bonds shall be issuable as fully registered Series 2019 Bonds without coupons in the denomination of \$5,000 or any integral multiple thereof except as it may be necessary to effect the aggregate principal amount of maturity of any series of the Series 2019 Bonds which is not dividable by \$5,000. The Series 2019 Bonds shall be payable as to interest, principal and premium, if any, in any coin or currency of the United States of America that at the time of payment thereof is legal tender for public and private debts. Principal of and premium, if any, on any Series 2019 Bond shall be payable only upon the presentation and surrender of the Series 2019 Bond to the Registrar and Paying Agent at its principal

office. Each Series 2019 Bond shall bear interest from the Interest Payment Date next preceding the date of execution by the Authority thereof to which interest has been paid, unless (1) the date of execution is prior to the first Interest Payment Date for such Series 2019 Bond, in which event such Series 2019 Bond shall bear interest from the date of such Series 2019 Bond, or unless (2) the date of execution is an Interest Payment Date to which interest has been paid, in which event such Series 2019 Bond shall bear interest from the date of execution, or unless (3) the date of execution is between the Record Date and the next Interest Payment Date in which event such Series 2019 Bond shall bear interest from the next Interest Payment Date for such Series 2019 Bonds, or as otherwise provided in the Series 2019 Bonds. Interest on all Series 2019 Bonds shall be paid on each Interest Payment Date by the Registrar and Paying Agent by check or draft mailed to the registered holder at his address as it appears on the books of registry kept pursuant to the Resolution as of the close of business on the Record Date.

SECTION 2.6. Book-Entry System. The Series 2019 Bonds when initially issued shall be registered in the name of Cede & Co., as nominee of DTC. So long as DTC or its nominee is the registered owner of Series 2019 Bonds, individual purchases of beneficial ownership interests in such Series 2019 Bonds may be made only in book-entry form by or through DTC participants, and purchasers of such beneficial ownership interest in Series 2019 Bonds will not receive physical delivery of bond certificates representing the beneficial ownership interests purchased.

So long as DTC or its nominee is the registered owner of Series 2019 Bonds, payments of principal of and premium, if any, and interest on such Series 2019 Bonds will be made by wire transfer to DTC or its nominee, or otherwise as may be agreed upon by Authority and DTC; DTC or its nominee will, in turn, remit such payments to the DTC participants for subsequent disbursement to the beneficial owners of such Series 2019 Bonds. Transfers of principal, premium, if any, and interest payments to DTC participants will be the responsibility of DTC. Transfers of such payments to beneficial owners of Series 2019 Bonds by DTC participants will be the responsibility of such participants and other nominees of such beneficial owners. Transfers of beneficial ownership interests in the Series 2019 Bonds will be accomplished by book entries made by DTC and, in turn, by the DTC participants and other nominees of the beneficial owners of the Series 2019 Bonds.

So long as DTC or its nominee is the registered owner of Series 2019 Bonds, the Authority shall send to DTC notice of redemption of such Series 2019 Bonds and any other notice required to be given to registered owners of Series 2019 Bonds pursuant to the Resolution, in the manner and at the times prescribed by the Resolution, except as may be agreed upon by the Authority and DTC.

The Authority shall have no responsibility or obligation to the DTC participants, beneficial owners or other nominees of such beneficial owners for (1) sending transaction statements; (2) maintaining, supervising or reviewing, or the accuracy of, any records maintained by DTC or any DTC participant or other nominees of such beneficial owners; (3) payment or the timeliness of payment by DTC to any DTC participant, or by any DTC participant or other nominees of beneficial owners to any beneficial owner, of any amount due in respect of the principal of or redemption premium, if any, or interest on Series 2019 Bonds; (4) delivery or timely delivery by DTC to any DTC participant, or by any DTC participant or other nominees of beneficial owners to any beneficial owners, of any notice (including notice of redemption) or other communication which is required or permitted under the terms of the Resolution to be given to holders or owners of Series 2019 Bonds; (5) the selection of the beneficial owners to receive payment in the event of any partial redemption of Series 2019 Bonds; or (6) any action taken by DTC or its nominee as the registered owner of the Series 2019 Bonds.

The Authority shall issue certificates (the "Replacement Bonds") directly to the beneficial owners of the Series 2019 Bonds or their nominees, in the event that DTC determines to discontinue providing its services with respect to the Series 2019 Bonds at any time by giving notice to the Authority, and the

Authority fails to locate another qualified securities depository to replace DTC. In addition, the Authority shall also issue Replacement Bonds directly to the beneficial owners of the Series 2019 Bonds or their nominees, in the event the Authority discontinues use of DTC at any time upon determination by the Authority, in its sole discretion and without the consent of any other person, in a manner such that beneficial owners of the Series 2019 Bonds shall be able to obtain certificated Series 2019 Bonds.

ARTICLE III

CREATION OF CERTAIN ACCOUNTS; DISBURSEMENT OF PROCEEDS

SECTION 3.1. Interest Account for the Series 2019 Bonds. There is created and established a separate account in the Bond Fund with respect to the Series 2019 Bonds to be known as the “Interest Account, 2019” with such additional designation as provided in the Certificate of Determination. In order to provide for the payment of interest on the Series 2019 Bonds, there shall be credited to the Interest Account, 2019, from the moneys, in the amounts and at the times required by Sections 4.01 and 4.02 of the Resolution.

SECTION 3.2. Serial Bond Principal Account for the Series 2019 Bonds. There is hereby created and established a separate account in the Bond Fund with respect to the Series 2019 Bonds to be known as the “Serial Bond Principal Account, 2019” with such additional designation as provided in the Certificate of Determination. In order to provide for the payment of principal on the Series 2019 Bonds issued in the form customarily called “Serial Bonds”, there shall be credited to the Serial Bond Principal Account, 2019, from the moneys, in the amounts and at the times required by Sections 4.01 and 4.02 of the Resolution.

SECTION 3.3. Term Bond Principal Account for the Series 2019 Bonds. There is hereby created and established a separate account in the Bond Fund with respect to the Series 2019 Bonds to be known as the “Term Bond Principal Account, 2019” with such additional designation as provided in the Certificate of Determination. In order to provide for the payment of principal on the Series 2019 Bonds issued in the form customarily called “Term Bonds”, there shall be credited to the Term Bond Principal Account, 2019, from the moneys, in the amounts and at the times required by Sections 4.01 and 4.02 of the Resolution.

SECTION 3.4. Bond Reserve Account for the Series 2019 Bonds. (A) There is hereby created and established a separate account in the Bond Reserve Fund with respect to the Series 2019 Bonds to be known as the “Bond Reserve Account, 2019” with such additional designation as provided in the Certificate of Determination. The amount thereof shall be determined by the Designated Financial Officer and set forth in the Certificate of Determination.

(B) The moneys on credit to the Bond Reserve Account, 2019, shall constitute a reserve for the payment of the principal of and interest and premium, if any, on the Series 2019 Bonds. Subject to the remaining provisions of this paragraph with respect to the credits to be made to the Bond Reserve Account, 2019 (a) the moneys on credit to the Bond Reserve Account, 2019, or a surety bond, insurance policy or letter of credit as permitted by Section 4.04 of the Resolution or this Section 3.4 (C), shall always be maintained at an amount at least equal to the Bond Reserve Fund Requirement for the Series 2019 Bonds in any Fiscal Year; (b) if at any time the moneys on credit to the Bond Reserve Account, 2019 are less than the Bond Reserve Fund Requirement for the Series 2019 Bonds in any Fiscal Year the amount of the deficiency shall be restored as provided in Section 4.04 of the Resolution; and (c) if at any time and for so long as the moneys on credit to the Bond Reserve Account, 2019 are at least equal to the Bond Reserve Fund Requirement for the Series 2019 Bonds in any Fiscal Year, no further credits shall be made to this Account, and any amounts in excess of the Bond Reserve Fund Requirement for such Series 2019 Bonds in any Fiscal Year shall be applied as provided in the Resolution.

(C) Nothing contained in this section shall prohibit the use of a surety bond, insurance policy, or letter of credit in an amount equal to, or a portion of, the Bond Reserve Fund Requirement for the Series 2019 Bonds as permitted by the Resolution. Notwithstanding the provisions of Section 4.04 of the

Resolution, the insurer providing such surety bond or insurance policy for the Series 2019 Bonds shall be an insurer whose municipal bond insurance policies insuring the payment, when due, of the principal of and interest on municipal bond issues results in such issues being rated in the second highest rating category or higher then assigned by a Rating Agency, or any insurer, without regard to qualification by symbols “+” or “-”, numerical notation, or outlook.

SECTION 3.5. Construction Account for Series 2019 Bonds. (A) There is hereby created and established a separate account in the Construction Fund with respect to the Series 2019 Bonds to be known as the “Construction Account, 2019” with such additional designation as provided in the Certificate of Determination.

(B) There shall be credited to the Construction Account, 2019, the proceeds of the Series 2019 Bonds to be applied solely to the Project Costs of the 2019 Project and certain issuance expenses for the Series 2019 Bonds.

(C) The amount of proceeds of the Series 2019 Bonds to be credited to the particular Construction Account shall be determined by the Designated Financial Officer and set forth in the Certificate of Determination.

SECTION 3.6. Construction Interest Account for Series 2019 Bonds. (A) There is hereby created and established a separate account in the Construction Fund with respect to the Series 2019 Bonds to be known as the “Construction Interest Account, 2019” (with such additional designation as provided in the Certificate of Determination).

(B) There shall be credited to the Construction Interest Account, 2019, the amount of interest on the Series 2019 Bonds to be provided from the proceeds of the Series 2019 Bonds.

(C) The amount of proceeds of the Series 2019 Bonds to be credited to the particular Construction Interest Account shall be determined by the Designated Financial Officer and set forth in the Certificate of Determination.

SECTION 3.7. Disposition of Proceeds of the Series 2019 Bonds. The Designated Financial Officer shall designate in the Certificate of Determination the application of the proceeds of the Series 2019 Bonds and the application of other legally available moneys, including the payment of all required insurance premiums, if applicable, and the credits to the Construction Accounts.

ARTICLE IV

FORM OF THE SERIES 2019 BONDS

SECTION 4.1. Form of the Series 2019 Bonds. The form of Series 2019 Bonds, the form of certificate of authentication thereof, if applicable, the form of endorsement thereon and the form of assignment pertaining thereto, shall be substantially in the form appended to or included in the Certificate of Determination, with such necessary or appropriate variations, omissions and deletions therefrom and insertions therein as are incidental to their Series, numbers, denominations, maturities, interest rate or rates, paying agencies, privileges of registration, redemption provisions and other details thereof or as otherwise permitted or required by law or by the Resolution.

ARTICLE V

CERTIFICATE OF DETERMINATION

SECTION 5.1. Delegation of Authority. (A) There is hereby delegated to the Designated Financial Officer, subject to the limitations contained herein, the power to determine and effectuate the following with respect to the Series 2019 Bonds:

- (1) the aggregate principal amount of the Series 2019 Bonds to be issued, together with the principal amount of each Series of the Series 2019 Bonds;
- (2) the dated date or dates, maturity date or dates and principal amount of each maturity of the Series 2019 Bonds, the initial Interest Payment Date or dates of the Series 2019 Bonds, the date or dates from which the Series 2019 Bonds shall bear interest, and the identification designation for the Series 2019 Bonds;
- (3) the interest rate or rates of the Series 2019 Bonds; provided, however, that the interest rate or rates to be borne by the Series 2019 Bonds shall not exceed a true interest cost in excess of the maximum rate per annum permitted by law;
- (4) the amount, if any, of the Bond Reserve Account, 2019;
- (5) the application of the proceeds of the Series 2019 Bonds;
- (6) the Series 2019 Bonds to be retired from Sinking Fund Installments and the dates and the amounts thereof;
- (7) the redemption and any purchase in lieu of redemption provisions of the Series 2019 Bonds;
- (8) the numbering or other identification of the Series 2019 Bonds;
- (9) the definitive form of the Series 2019 Bonds, and form of assignment thereon;
- (10) the establishment of such funds, accounts and sub accounts as required by the Resolution and deemed necessary;
- (11) matters relating to the Bond Insurance Policy, including, but not limited to, the determination to obtain a Bond Insurance Policy and the negotiation of the terms of the Bond Insurance Policy;
- (12) matters relating to the use of a surety bond, insurance policy, or letter of credit in an amount equal to, or a portion of, the Bond Reserve Fund Requirement for the Series 2019 Bonds;
- (13) confirmation and ratification of the findings and determinations in Article VI and the certification required in Section 2.2 hereof; and
- (14) any other provisions deemed advisable by the Designated Financial Officer and not materially in conflict with the provisions of this Fifteenth Supplemental Resolution or of the Resolution including without limitation, the Interest Payment Dates and the Record Dates.

The Designated Financial Officer shall execute, one or more certificates evidencing determinations or other actions taken pursuant to the authority granted herein, executed copies of which, or copies of which, certified by the Designated Financial Officer, shall be filed in the official records of the Board. Each such certificate shall be deemed a Certificate of Determination and shall be conclusive evidence of the action or determination of such officer as to the matters stated therein. The provisions of each Certificate of Determination shall be deemed to be incorporated in and be a part of this Fifteenth Supplemental Resolution.

(B) There is hereby delegated to the Designated Financial Officer and each of the other Authorized Officers, subject to the limitations contained herein, the power to enter into the following agreements and/or execute the following documents and certificates on behalf of the Board with respect to each Series of the Series 2019 Bonds in such forms as he deems appropriate, which documents and certificates are hereby authorized and approved:

- (1) the Bond Insurance Commitment, if applicable;
- (2) the Tax Certificate;
- (3) the Bond Purchase Agreement;
- (4) the Continuing Disclosure Undertaking; and
- (5) such other agreements, documents, and certificates as shall be necessary or proper related to a Series of the Series 2019 Bonds and the delivery thereof.

The execution by an Authorized Officer of any agreement, certificate, or document executed pursuant to this Section 5.1 shall be conclusive evidence of the determination and agreement of the terms and provisions thereto or therein. Any agreements, certificates, and documents executed pursuant to this Section 5.1 are hereby ratified, validated, confirmed, and approved.

ARTICLE VI

APPROVAL OF SALE AND DOCUMENTS; OTHER MATTERS

SECTION 6.1. Sale of the Series 2019 Bonds. The members of the Authority hereby find and determine that the Series 2019 Bonds shall be sold pursuant to a Private Negotiated Sale in accordance with the terms and provisions of Section 2785 of the Act and the Guidelines. The Authority hereby authorizes the Chairman of the Authority or the Chief Financial Officer of the Authority to authorize the sale of the Series 2019 Bonds, for and on behalf of the Authority, in substantially the form approved by the members of the Authority concurrently with the adoption of this Fifteenth Supplemental Resolution.

The Series 2019 Bonds authorized to be issued, executed, sold and delivered pursuant to this Section 6.1 shall (1) be issued, executed and delivered at such time as the Chairman of the Authority or the Chief Financial Officer of the Authority shall determine, and (2) bear interest at the rate or rates, be issued in such form, be subject to redemption prior to maturity and have such other terms and provisions and be issued in such manner and on such conditions as are set forth in the Series 2019 Bonds, this Fifteenth Supplemental Resolution and the Official Statement, which terms are specifically incorporated herein by reference with the same force and effect as if fully set forth in this Fifteenth Supplemental Resolution.

The draft of the Preliminary Official Statement, setting forth certain information with respect to the Series 2019 Bonds, presented to the Board at the meeting at which this resolution is adopted is authorized to be finalized and the Chairman of the Authority or Chief Financial Officer may make such modifications in the Preliminary Official Statement prior to the printing of definitive copies thereof as such officers, upon the advice of counsel to the Authority, deem appropriate and the Authority is further authorized to deliver definitive copies thereof to the Underwriter for distribution of the same to prospective investors in and purchasers of the Series 2019 Bonds.

Upon the completion of the sale of the Series 2019 Bonds by the Underwriter and the execution and delivery of the Bond Purchase Agreement, the Chairman of the Authority, the Chief Financial Officer and staff of the Authority are hereby authorized and directed to prepare and finalize and an Authorized Officer is authorized to execute copies of the final Official Statement, for and on behalf of the Authority and to deliver the same, or cause the same to be delivered, to the Underwriter. The Chairman of the Authority or Chief Financial Officer may make such modifications in the Official Statement prior to the printing of definitive copies as such officers, upon the advice of counsel to the Authority, deem appropriate and an Authorized Officer shall execute and deliver definitive copies thereof to the Underwriter. The execution and delivery of any official statement relating to the Series 2019 Bonds shall be evidence of the approval of the definitive Official Statement. The Authority hereby authorizes said definitive Official Statement, together with the appendices thereto and the information contained therein, to be used in connection with the offering and sale of the Series 2019 Bonds.

Copies of the said Preliminary Official Statement and form of Official Statement shall be filed with the minutes of the meeting at which this Fifteenth Supplemental Resolution is adopted.

SECTION 6.2. Execution and Delivery of Agreements; Continuing Disclosure. Each of the Authorized Officers, individually, is hereby authorized for and on behalf of the Authority to execute and deliver such further documents and agreements, including any tax agreement intended to ensure compliance with the tax covenants of the Authority or take any and all such further action as upon the advice of counsel to the Authority that (a) he or they shall deem necessary or desirable in order to effectuate the issuance, delivery and payment of the Series 2019 Bonds in accordance with the terms of the Resolution and this Fifteenth Supplemental Resolution, or (b) may be reasonably required on the part of the Authority to carry

out, give effect to and consummate the transactions contemplated hereby and by the documents referred to therein or herein or approved thereby or hereby. In addition, the Designated Financial Officer is authorized to execute the Certificate of Determination in a form substantially similar to that contained in the form filed with the minutes of the meeting at which this Fifteenth Supplemental Resolution is adopted.

A Continuing Disclosure Undertaking by the Authority, in substantially the form of the draft thereof presented at the meeting at which this Fifteenth Supplemental Resolution is adopted and to be dated the date of initial delivery of the Bonds, is hereby authorized to be executed and delivered by an Authorized Officer. The Authority covenants with the holders from time to time of the Series 2019 Bonds that it will, and hereby authorizes the appropriate officers and employees of the Authority to take all action necessary or appropriate to, comply with, and carry out all of the provisions of the Continuing Disclosure Undertaking as amended from time to time. Notwithstanding any other provision of the Resolution, failure of the Authority or the Trustee to perform in accordance with the Continuing Disclosure Undertaking shall not constitute a default or an Event of Default under the Resolution, and the rights and remedies provided by the Resolution upon the occurrence of such a default or an Event of Default shall not apply to any such failure, but the Continuing Disclosure Undertaking may be enforced only as provided therein.

SECTION 6.3. Special Covenants with Respect to Federal Tax Status of the Series 2019 Bonds. So long as any of the Series 2019 Bonds shall be Outstanding, the Authority shall comply with all applicable provisions of Sections 103 and 141-150 of the Internal Revenue Code of 1986, as amended and all applicable regulations of the Internal Revenue Service proposed and promulgated thereunder.

SECTION 6.4. Special Covenants with Respect to Passenger Facility Charges. The Authority hereby covenants with respect to PFC Revenues (1) that the Authority will take all action reasonably necessary to cause the collection and remittance to the Authority of all PFC Revenues required by Federal law to be so collected and remitted; and (2) to apply to payments of principal and interest on the Series 2010 Bonds or any bonds issued to refund the Series 2010 Bonds, during the 3-year period reflected in the Report of the Airport Consultant as published in the final Official Statement, by irrevocably depositing in a segregated subaccount the lesser of (a) the total amount of PFC Revenues collected and remitted to the Authority or (b) the amount of PFC Revenues to be used for the Series 2010 Bonds or any bonds issued to refund the Series 2010 Bonds, as shown in the Report of the Airport Consultant as published in the final Official Statement.

SECTION 6.5. Findings and Determinations. The Authority hereby finds, determines and declares: (a) the Series 1997A Bonds, the Series 1998B Bonds, the Series 1998C Bonds, the Series 1999A Bonds, the Series 2000A Bonds, the Series 2000B Bonds, the Series 2003A Bonds, the Series 2004 Bonds, the Series 2006A Bonds, the Series 2006B Bonds, the Series 2006C Bonds, the Series 2008A Bonds, the Series 2010A Bonds, the Series 2010B Bonds, the Series 2017A Bonds, the Series 2017B Bonds, the Series 2018A Bonds and the Series 2018B Bonds are the only Series of Bonds issued under the Resolution; (b) the Series 2019 Bonds are issued under the authorization of Section 2.02 of the Resolution; (c) the Airport Consultant has delivered a report satisfying the requirements of Section 2.02(2)(ii) of the Resolution, (d) the Series 2019 Bonds shall be sold by means of a Private Negotiated Sale, as such term is defined in the Authority's Guidelines, and the Authority accepts and endorses the written recommendation of the Chairman of the Authority regarding the determination to sell the Series 2019 Bonds pursuant to a Private Negotiated Sale, and further finds and determines, in accordance with, the Guidelines, that it is in the best interests of the Authority to sell, and the interests of the Authority will be best served by a sale of, the Series 2019 Bonds by means of a Private Negotiated Sale, and further ratifies and confirms all action taken by the Authority and Authority staff with respect to the sale of the Series 2019 Bonds by means of a Private Negotiated Sale; (e) the requirements contained in Section 2875 of the Act relating to the sale of the Series 2019 Bonds will be satisfied by the date of issuance of the Series 2019 Bonds, and (f) all

provisions and conditions of the Resolution and of other applicable law have been complied with in the issuance under the Resolution of the Series 2019 Bonds.

For purposes of the preceding paragraph, all capitalized terms not previously defined in this Fifteenth Supplemental Resolution shall have the meanings given them in the Guidelines and the Act.

The Board hereby further finds, determines and declares that this Fifteenth Supplemental Resolution (1) supplements the Resolution; (2) constitutes and is a “Supplemental Resolution” within the meaning of the quoted words as defined and used in the Resolution; and (3) is adopted pursuant to and under the authority of the Resolution.

The Board hereby further finds, determines and declares that the Series 2019 Bonds are to be issued under the Resolution and to constitute and be “Bonds” within the meaning of the quoted word as defined and used in the Resolution. As more fully set forth in the Resolution, the Series 2019 Bonds: (i) shall be entitled to the benefits, security and protection of the Resolution, equally and ratably with one another and with any other Bonds hereafter issued thereunder; (ii) shall be payable as provided in the Resolution solely from Net Revenues on a parity with one another and with all Bonds hereafter issued under the Resolution; and (iii) shall be equally and ratably secured under the Resolution with one another and with all Bonds hereafter issued thereunder, without priority by reason of series, number, date of adoption of this Fifteenth Supplemental Resolution providing for the issuance thereof, date of Bonds, date of sale, date of execution, date of issuance, date of delivery, or otherwise, by the liens, pledges, charges and assignments created by the Resolution.

The Board hereby further finds, determines and declares: (a) except for the Bonds, there are not outstanding any bonds, notes or other evidences of indebtedness payable from and secured by lien on or pledge or charge upon Revenues; (b) the Revenues are not encumbered by any lien and charge thereon or pledge thereof, other than the lien and charge thereon and pledge thereof created by the Resolution for the payment and security of the Bonds; and (c) there does not exist an “Event of Default” as defined in Section 7.01 of the Resolution, nor does there exist any condition which, after the passage of time, would constitute, under such section, an “Event of Default”.

The Board hereby further finds, determines and declares that it is in the best interest of the Authority (1) to implement the Plan of Financing; and (2) to take such actions and execute such documents from time to time as shall be deemed necessary or desirable in order to effectuate the issuance, delivery and payment of the Series 2019 Bonds, and the implementation of the Plan of Financing.

SECTION 6.6. Laws Governing; Severability. This Fifteenth Supplemental Resolution shall be construed and enforced in accordance with the Constitution and laws of the State of New York.

If any provision of this Fifteenth Supplemental Resolution shall be held or deemed to be or shall, in fact, be inoperative or unenforceable as applied in any particular case in any jurisdiction or jurisdictions or in all jurisdictions, or in all cases because it conflicts with any other provision or provisions hereof or any constitution or statute or rule of public policy, or for any other reason, such circumstances shall not have the effect of rendering the provision in question inoperative or unenforceable in any other case or circumstance, or of rendering any other provision or provisions herein contained invalid, inoperative, or unenforceable to any extent whatever.

The invalidity of any one or more phrases, sentences, clauses, paragraphs or sections in this Fifteenth Supplemental Resolution shall not affect the remaining portions of this Fifteenth Supplemental Resolution or any part thereof or of the Series 2019 Bonds issued hereunder.

SECTION 6.7. Section Headings; Table of Contents. The headings or titles of the several sections hereof, and any table of contents appended hereto or to copies hereof, shall be solely for convenience of reference and shall not affect the meaning or construction, interpretation or effect of this Fifteenth Supplemental Resolution.

SECTION 6.8. Effective Date of This Fifteenth Supplemental Resolution. This Fifteenth Supplemental Resolution shall become effective upon its adoption.

AGENDA ITEM NO. 11

Authorization of Change Orders

AGENDA ITEM NO. 11.1

**Change Order #4: Authorization to award
Change Order #4 to Contract # 989-SF New
Parking Garage Site and Foundations to
LeChase Construction Services, LLC.**

AGENDA ITEM NO: 11.1
MEETING DATE: November 4, 2019

ALBANY COUNTY AIRPORT AUTHORITY
REQUEST FOR AUTHORIZATION

DEPARTMENT:

Contact Person: *John LaClair, P.E. Airport Engineer*

PURPOSE OF REQUEST:

Change Order #4: *Authorization to award Change Order #4 to Contract # 989-SF New Parking Garage Site and Foundations to LeChase Construction Services, LLC.*

CONTRACT AMOUNT:

Base Amount:	\$8,821,000.00
Change Order #1:	197,569.82
Change Order #2:	169,837.05
Change Order #3:	47,561.92
Change Order #4:	<u>180,434.30*</u>
Total:	\$9,416,403.09

**To be approved at this meeting.*

BUDGET INFORMATION:

Federal Airport Improvement Program
Anticipated in Current ALB Capital Plan: Yes ✓ No NA
Funding Account No.: CPN 2261

FISCAL IMPACT – FUNDING

Federal 2.2% State 37.9% Airport 59.9% NA
Term of Funding: 2018-2020
Grant No.: N/A State PIN: 1A00.97

JUSTIFICATION:

Request for authorization of Change Order #4 for Contract 989-SF for New Parking Garage Site and Foundations, to LeChase Construction Services LLC of Schenectady, N.Y. in the amount of \$180,434.30. The additional work includes the modification to an existing storm line to maintain the glycol force main which needed to be redirected in one location. The rental and maintenance of a holding tank for the ACAA building septic system (including regular emptying), work was done to provide access for Hanson Drilling (drill a depressurization well) and C & C Unlimited (remove asbestos ductbank) to allow them to do their work. The increase in the number of piles and the increase in the quantities of concrete and reinforcement steel (including modifications to the formwork) to make pile caps on column line C larger due to the driven piles not maintaining their alignment due existing subsurface conditions that were encountered.

AGENDA ITEM NO: 11.1
MEETING DATE: November 4, 2019

CHIEF EXECUTIVE OFFICER'S RECOMMENDATION:

Recommend approval.

FINAL AGREEMENT SUBJECT TO APPROVAL BY COUNSEL: YES NA

PROCUREMENT DEPARTMENT APPROVAL:

Procurement complies with Authority Procurement Guidelines and Chief Financial Officer has approved. YES NO .

BACK-UP MATERIAL:

Please refer to attached Change Order backup information compiled by Creighton Manning Engineering and Turner Construction.

Change Order Request

LeChase Construction Services, LLC
 220 Harborside Drive, Suite 301
 Schenectady, NY 12305
 Phone: 518-388-9200

Date: 3/27/2019

Owner : Albany County Airport Authority

Project: 1934002 - Albany County Airport Contract 989-SF

Reason:

Change Order Request # : 2 - PCO #2

Description of Change: Bulletin #1-Earthwork only. Various changes, adds and credits pursuant to IB #1 issued by EOR.
 -REVISED 4.12.19 & 5.2.19 & 6.26.19

Description	Scope of Work	Cost
Earthwork-Keller	Bulletin #1-Earthwork only. Various changes, adds and credits pursuant to IB #1 issued by EOR. REVISED WITH HDPE PIPE-PIPE NOT RETURNABLE SPECIAL ORDER	47,446.82
Subtotal of Costs		47,446.82
<u>Change Order Add Ons</u>		
	Fee	2,372.34
	GL Insurance	506.29
	P&P Bond	303.78
Total For Change Order Request		50,629.23

Albany County Airport Authority

LeChase Construction Services, LLC


Other: If Applicable

Print: _____

Print: HILLS

Print: _____

Signed: _____

Signed: 

Signed: _____

Date: _____

Date: 6.26.19

Date: _____

CHANGE ORDER REQUEST BREAKDOWN SUMMARY SHEET

Project Name:	ACAA - 989-SF
Building / Area:	Site
PCO #:	
COR #:	
Subcontractor/Vendor:	Wm. J Keller & Sons Construction Corp.
BP #:	989-SF
Change Order Source:	Bulletin 1

Item No.	WBS/CSI Cost Code	Description	Materials & Equipment				Subcontract				Fully Burdened Labor Rate			Duration					
			Qty	Unit	Unit Cost	Subtotal	Qty	Unit	Unit Cost	Subtotal	Straight Hours	Time + 1/2 Hours	Double Time Hours	Labor Costs			Total	Start	Finish
														Straight Time	EO Time & 1/2	EO Double Time			
	Added storm work on C-301 & C-302	Foreman								8	0	0	\$ 79.40	\$ 105.50	\$ 131.59			\$635.20	
		Operator								8	0	0	\$ 77.06	\$ 102.01	\$ 126.94			\$616.48	
		Operator								4	0	0	\$ 77.06	\$ 102.01	\$ 126.94			\$308.24	
		Laborer								8	0	0	\$ 59.36	\$ 77.21	\$ 95.07			\$474.88	
		Laborer								8	0	0	\$ 59.36	\$ 77.21	\$ 95.07			\$474.88	
		Kobelco SK 210 Excavator	8	HR	\$ 75.00	\$ 600.00													
		Komatsu WA320 Loader	4	HR	\$ 50.00	\$ 200.00													
		Mack tri-axle	8	HR	\$ 95.00	\$ 760.00													
		Reversible plate tamper	6	HR	\$ 20.00	\$ 120.00													
		12" HDPE (65 LF REQ.)	60	LF	\$ 5.50	\$ 330.00													
		12" HDPE CAP	2	EA	\$ 83.25	\$ 166.50													
		10" HDPE (6 LF REQ.)	20	LF	\$ 4.95	\$ 99.00													
		10" HDPE CAP	1	EA	\$ 20.33	\$ 20.33													
		# 1 & # 2 STONE	37	CY	\$ 22.80	\$ 843.60													
		ITEM 4 GRAVEL	38	CY	\$ 14.25	\$ 541.50													
		MORTAR (ALLIED)	8	EA	\$ 10.00	\$ 80.00													
	Raise SAN MH to 275.8	Foreman								1	0	0	\$ 79.40	\$ 105.50	\$ 131.59			\$79.40	
		Laborer								3	0	0	\$ 59.36	\$ 77.21	\$ 95.07			\$178.06	
		Laborer								3	0	0	\$ 59.36	\$ 77.21	\$ 95.07			\$178.06	
		MORTAR (ALLIED)	8	EA	\$ 10.00	\$ 80.00													
		BRICK	20	EA	\$ 1.50	\$ 30.00													
		MISC. HAND TOOLS (MIXER, TROWEL, ETC)	1	LS	\$ 100.00	\$ 100.00													
	GPS UPDATE (ADD STORM, LP12, ETC)	Foreman								2	0	0	\$ 79.40	\$ 105.50	\$ 131.59			\$158.80	
		S Y Kim						1	LS	\$ 750.00	\$ 750.00								
	Remove overhead sign foundation (east side only) 10' x 10' x 2' footing and 2' x 2' x 4' pier	Foreman								4	0	0	\$ 79.40	\$ 105.50	\$ 131.59			\$317.60	
		Operator								8	0	0	\$ 77.06	\$ 102.01	\$ 126.94			\$616.48	
		Operator								6	0	0	\$ 77.06	\$ 102.01	\$ 126.94			\$462.36	
		Laborer								8	0	0	\$ 59.36	\$ 77.21	\$ 95.07			\$474.88	
		Kobelco SK 210 Excavator	6	HR	\$ 75.00	\$ 450.00													
		Kobelco SK 250 Excavator w/ hammer	8	HR	\$ 150.00	\$ 1,200.00													
		Mack tri-axle	4	HR	\$ 95.00	\$ 380.00													
		Concrete disposal	1	EA	\$ 125.00	\$ 125.00													
	Credit 7' of 4" Water	Water - 4" DIP	-7	LF	\$ 109.00	\$ (763.00)													
	Credit 4' of 8" Sewer	Sewer - 8" PVC	-4	LF	\$ 68.00	\$ (272.00)													
	Unload and load glycol materials not being used	Foreman								6	0	0	\$ 79.40	\$ 105.50	\$ 131.59			\$476.40	
		Operator								6	0	0	\$ 77.06	\$ 102.01	\$ 126.94			\$462.36	
		Laborer								6	0	0	\$ 59.36	\$ 77.21	\$ 95.07			\$356.16	

Item No.	WBS/CSI Cost Code	Description	Materials & Equipment				Subcontract				Fully Burdened Labor Rate					Duration			
			Qty	Unit	Unit Cost	Subtotal	Qty	Unit	Unit Cost	Subtotal	Straight Hours	Time + 1/2 Hours	Double Time Hours	Labor Costs			Total	Start	Finish
														Straight Time	EO Time & 1/2	EO Double Time			
		Laborer								6	0	0	\$ 59.36	\$ 77.21	\$ 95.07			\$356.16	
		Komatsu WA320 Loader	6	HR	\$ 50.00	\$ 300.00													
		Peterbilt tractor & trailer	4	HR	\$ 125.00	\$ 500.00													
		Glycol line materials																	
		14" DIP CL52	140	LF	\$ 47.89	\$ 6,704.60													
		14" Field Lok Gaskets	6	EA	\$ 309.00	\$ 1,854.00													
		14" MJ 45 deg bend	2	EA	\$ 649.00	\$ 1,298.00													
		14" Solid sleeve coupling	2	EA	\$ 559.00	\$ 1,118.00													
		14" Megalug, gasket & bolt kit	8	EA	\$ 202.00	\$ 1,616.00													
		14" HDPE DR-11 DIPS w/ freight	200	LF	\$ 57.50	\$ 11,500.00													
		14" HDPE DR-11 45 deg bend	2	EA	\$ 189.00	\$ 378.00													
		14" MJ Adapter	2	EA	\$ 295.00	\$ 590.00													
		14" Electrofuse coupling	1	EA	\$ 817.50	\$ 817.50													
		14" MJ Domestic gland	2	EA	\$ 64.54	\$ 129.08													
		Blue bolts	20	EA	\$ 3.95	\$ 79.00													
		Additional 1' width of trench excavation/backfill for twin 30's																	
		Trench Excavation	53	CY	\$ 24.00	\$ 1,272.00													
		Unsuitable soils removal	53	CY	\$ 16.00	\$ 848.00													
		Backfill with imported soil	53	CY	\$ 41.00	\$ 2,173.00													
		30" SDR-26	364	LF	\$ 75.50	\$ 27,482.00													
		38" x 60" RCP	-164	LF	\$ 160.24	\$ (29,484.16)													
		Premium time to install twin 30's across site																	
		Foreman								(16)	16	0	\$ 79.40	\$ 105.50	\$ 131.59	\$		417.60	
		Operator								(16)	16	0	\$ 77.06	\$ 102.01	\$ 126.94	\$		399.20	
		Operator								(16)	16	0	\$ 77.06	\$ 102.01	\$ 126.94	\$		399.26	
		Laborer								(16)	16	0	\$ 59.36	\$ 77.21	\$ 95.07	\$		285.60	
		Laborer								(16)	16	0	\$ 59.36	\$ 77.21	\$ 95.07	\$		285.60	
																		\$0.00	
		Net Subtotals:			\$31,007.95				Net Subtotals:	\$750.00	15	80	0	\$0.00	2,041.97	2,633.75		\$8,413.70	
		Total SGA & OH+P			\$3,100.80	10.00%		Total SGA & OH+P	\$75.00	10.00%					Total SGA & OH+P	\$841.37	10.00%		
		Unit Price Total with OH+P Already Included			\$3,258.00														
		Tax (If applicable)			\$0.00					\$0.00								\$0.00	
		Total			\$37,366.75			Total	\$825.00					Total Labor:	\$9,255.07				
														Total Materials, Subcontract & Labor, & OH+P:	\$47,446.82				

Jameson Phillips

Subject: FW: airport

From: Sanford, Nora <Nora.Sanford@coreandmain.com>
Sent: Monday, June 24, 2019 7:48 AM
To: Jameson Phillips <jphillips@wjkeller.com>
Subject: RE: airport

Hello,

We can take the 30" back at 25% restock fee but the 14" is a no go. We ordered it all in special for them and it is not a size we normally sell. I will check with our Poca, West Virginia branch , they are a manufacturing branch, to see if they have a need for 14" but don't get your hopes up. It is just such an odd ball size

From: Jameson Phillips [<mailto:jphillips@wjkeller.com>]
Sent: Monday, June 24, 2019 7:38 AM
To: Sanford, Nora <Nora.Sanford@coreandmain.com>
Subject: airport

CAUTION: External

Nora,

We have (3) sticks of 30" SDR-26 left over at airport. Will you take it back?

Also 14" glycol pipe (HDPE and Ductile) is now deleted from Airport work. Will you take that back for re-stocking fee?

Thanks,

Jameson Phillips
Estimator / Project Manager
Wm. J Keller & Sons Construction
D: (518) 732-1066
C: (518) 337-8756



DUPLICATE
INVOICE

1830 Craig Park Court
St. Louis, MO 63146

Invoice # K510486
Invoice Date 6/14/19
Account # 145602
Sales Rep CHRISTOPHER PRICE
Phone # 518-273-6300
Branch #400 Watervliet, NY
Total Amount Due \$26,084.18

Remit To:
CORE & MAIN LP
PO BOX 28330
ST LOUIS, MO 63146

WM J KELLER & SONS CONSTR CORP
1435 ROUTE 9
CASTLETON ON HUDSON NY 12033-9647

Shipped To:
ALBANY INTERNATIONAL AIR PORT
ALBANY SHAKER RD
COLONIE, NY

CUSTOMER JOB- AIRPORT ALBANY AIRPORT

Thank you for the opportunity to serve you! We appreciate your prompt payment.

Date Ordered 5/03/19 Date Shipped 6/13/19 Customer PO # AIRPORT 14" Job Name ALBANY AIRPORT Job # AIRPORT Bill of Lading Shipped Via CORE & MAIN LP Invoice# K510486

Product Code	Description	Quantity		B/O	Price	UM	Extended Price
		Ordered	Shipped				
011452T	14 TJ CL52 DI PIPE BID SEQ# 20	140	140		47.89000	FT	6,704.60
19ATGL14	14 TJ FIELD LOK 350 GASKET SBR BID SEQ# 30	6	6		309.00000	EA	1,854.00
21T144M	14 MJ 45 C153 USA BID SEQ# 40	2	2		649.00000	EA	1,298.00
21T14S115T	14 MJ L/P SLV C153 USA BID SEQ# 50	2	2		559.00000	EA	1,118.00
21AMF8143014USA	14 3014D DI STARGRIP DOMESTIC RESTRAINT BID SEQ# 60	8	8		109.00000	EA	872.00
21AMMJBBKIT14	14 MJ GASKET & BLUE BOLT KIT BID SEQ# 70	8	8		93.00000	EA	744.00
0940P1411	14 DIPS DR11 HDPE PIPE BID SEQ# 110	200	200		51.50000	FT	10,300.00
0940F141145	14" 4000 SDR11 DIPS 45 BID SEQ# 130	2	2		189.00000	EA	378.00
35140SEFDIPS	14 ELECTRO FUSE CPLG DIPS BID SEQ# 140	1	1		817.50000	EA	817.50
/80015691806	14" DR 11 DIPS MJ ADAPTER BID SEQ# 150	2	2		295.00000	EA	590.00
21AMB10770CTB	3/4X7 T-HEAD B&N COR BLUE BID SEQ# 160	20	20		3.95000	EA	79.00
21AMG114	14 MJ REGULAR GASKET F/DI BID SEQ# 170	2	2		19.00000	EA	38.00
21TAMF114DOM	14" MJ USA DOMESTIC GLAND	2	2		45.54000	EA	91.08



DUPLICATE
INVOICE

1830 Craig Park Court
St. Louis, MO 63146

Invoice # K510486
Invoice Date 6/14/19
Account # 145602
Sales Rep CHRISTOPHER PRICE
Phone # 518-273-6300
Branch #400 Watervliet, NY
Total Amount Due \$26,084.18

Remit To:
CORE & MAIN LP
PO BOX 28330
ST LOUIS, MO 63146

WM J KELLER & SONS CONSTR CORP
1435 ROUTE 9
CASTLETON ON HUDSON NY 12033-9647

Shipped To:
ALBANY INTERNATIONAL AIR PORT
ALBANY SHAKER RD
COLONIE, NY

CUSTOMER JOB- AIRPORT ALBANY AIRPORT

Thank you for the opportunity to serve you! We appreciate your prompt payment.

Date Ordered 5/03/19 Date Shipped 6/13/19 Customer PO # AIRPORT 14" Job Name ALBANY AIRPORT Job # AIRPORT Bill of Lading Shipped Via CORE & MAIN LP Invoice# K510486

Product Code	Description	Quantity		B/O	Price	UM	Extended Price
		Ordered	Shipped				

Freight \$1,200.00
Delivery
Handling
Restock
Misc
Terms: NET 30

Subtotal: 24,884.18
Other: 1,200.00
Tax: .00

Invoice Total: \$26,084.18

This transaction is governed by and subject to Core & Main's standard terms and conditions, which are incorporated by reference and accepted.
To review these terms and conditions, please visit: <http://tandc.coreandmain.com/>

Change Order Request

Rec'd TCCo 07.29.19

LeChase Construction Services, LLC
220 Harborside Drive, Suite 301
Schenectady, NY 12305
Phone: 518-388-9200

Date: 4/10/2019

Owner : Albany County Airport Authority

Project: 1934002 - Albany County Airport Contract 989-SF

Reason:

Change Order Request # : 4 - PCO #4

Description of Change: T&M Work-Tank Pumping Through 7.8.19-As directed by Rob Wagner and John LaClair-Mobilize a holding tank for sewage holding and pump is as required (up to 3 times per week).

Description	Scope of Work	Cost
Temporary Toilets		9,816.85
	Subtotal of Costs	<u>9,816.85</u>
Change Order Add Ons		
	Fee	1,472.53
	GL Insurance	114.73
	P&P Bond	68.84
	Total For Change Order Request	<u>11,472.95</u>

Albany County Airport Authority

LeChase Construction Services, LLC


Other: If Applicable

Print: _____

Print: HILLS

Print: _____

Signed: _____

Signed: 

Signed: _____

Date: _____

Date: 7.29.19

Date: _____

CHANGE ORDER REQUEST BREAKDOWN SUMMARY SHEET

Project Name: ACAA - 989-SF
 Building / Area: Various

PCO #:
 COR #:

Subcontractor/Vendor: Stone
 BP #: 989-SF Sewage tank pumping from 3.29.19 through 7.8.19
 Change Order Source: Pumping of Holding Tank

Item No.	WBS/CSI Cost Code	Description	Materials & Equipment				Subcontract				Fully Burdened Labor Rate					Duration																
			Qty	Unit	Unit Cost	Subtotal	Qty	Unit	Unit Cost	Subtotal	Straight Hours	Time + 1/2 Hours	Double Time Hours	Labor Costs			Total	Start	Finish													
														Straight Time	EO Time & 1/2	EO Double Time																
3.29.19		Pump Holding Tank (1000 gallons)					1	LS	\$167.40	\$	167.40																					
4.01.19		Pump Holding Tank (1000 gallons)					1	LS	\$167.40	\$	167.40																					
4.03.19		Pump Holding Tank (1500 gallons)					1	LS	\$251.10	\$	251.10																					
4.05.19		Pump Holding Tank (1000 gallons)					1	LS	\$167.40	\$	167.40																					
4.08.19		Pump Holding Tank (1000 gallons)					1	LS	\$167.40	\$	167.40																					
4.10.19		Pump Holding Tank (1000 gallons)					1	LS	\$167.40	\$	167.40																					
4.12.19		Pump Holding Tank (1000 gallons)					1	LS	\$167.40	\$	167.40																					
4.15.19		Pump Holding Tank (1000 gallons)					1	LS	\$167.40	\$	167.40																					
4.17.19		Pump Holding Tank (1000 gallons)					1	LS	\$167.40	\$	167.40																					
4.19.19		Pump Holding Tank (1000 gallons)					1	LS	\$167.40	\$	167.40																					
4.19.19		Pump Holding Tank (1000 gallons)					1	LS	\$167.40	\$	167.40																					
4.24.19		Pump Holding Tank (1500 gallons)					1	LS	\$251.10	\$	251.10																					
4.29.19		Pump Holding Tank (1500 gallons)					1	LS	\$251.10	\$	251.10																					
5.01.19		Pump Holding Tank (1000 gallons)					1	LS	\$167.40	\$	167.40																					
5.03.19		Pump Holding Tank (1000 gallons)					1	LS	\$167.40	\$	167.40																					
5.06.19		Pump Holding Tank (1500 gallons)					1	LS	\$251.10	\$	251.10																					
5.08.19		Pump Holding Tank (1000 gallons)					1	LS	\$167.40	\$	167.40																					
5.09.19		Pump Holding Tank (1500 gallons)					1	LS	\$251.10	\$	251.10																					
5.13.19		Pump Holding Tank (1000 gallons)					1	LS	\$167.40	\$	167.40																					
5.16.19		Pump Holding Tank (1500 gallons)					1	LS	\$251.10	\$	251.10																					
5.17.19		Pump Holding Tank (1500 gallons)					1	LS	\$251.10	\$	251.10																					
5.20.19		Pump Holding Tank (1500 gallons)					1	LS	\$251.10	\$	251.10																					
5.22.19		Pump Holding Tank (1500 gallons)					1	LS	\$251.10	\$	251.10																					
5.24.19		Pump Holding Tank (1500 gallons)					1	LS	\$251.10	\$	251.10																					
5.27.19		Pump Holding Tank (1500 gallons)					1	LS	\$251.10	\$	251.10																					
5.29.19		Pump Holding Tank (1500 gallons)					1	LS	\$251.10	\$	251.10																					
5.31.19		Pump Holding Tank (1500 gallons)					1	LS	\$251.10	\$	251.10																					
6.03.19		Pump Holding Tank (1500 gallons)					1	LS	\$251.10	\$	251.10																					
6.05.19		Pump Holding Tank					1	LS	\$334.80	\$	334.80																					
6.07.19		Pump Holding Tank (1500 gallons)					1	LS	\$251.10	\$	251.10																					
6.10.19		Pump Holding Tank (1500 gallons)					1	LS	\$251.10	\$	251.10																					
6.12.19		Pump Holding Tank (1000 gallons)					1	LS	\$167.40	\$	167.40																					
6.14.19		Pump Holding Tank (1500 gallons)					1	LS	\$251.10	\$	251.10																					
6.17.19		Pump Holding Tank (1500 gallons)					1	LS	\$251.10	\$	251.10																					
6.19.19		Pump Holding Tank (1000 gallons)					1	LS	\$167.40	\$	167.40																					
6.21.19		Pump Holding Tank (1500 gallons)					1	LS	\$251.10	\$	251.10																					
6.24.19		Pump Holding Tank (1500 gallons)					1	LS	\$251.10	\$	251.10																					
6.26.19		Pump Holding Tank (1500 gallons)					1	LS	\$251.10	\$	251.10																					
6.28.19		Pump Holding Tank (1000 gallons)					1	LS	\$167.40	\$	167.40																					
7.01.19		Pump Holding Tank					1	LS	\$292.95	\$	292.95																					
7.03.19		Pump Holding Tank (1000 gallons)					1	LS	\$167.40	\$	167.40																					
7.05.19		Pump Holding Tank (1000 gallons)					1	LS	\$167.40	\$	167.40																					
7.08.19		Pump Holding Tank (1000 gallons)					1	LS	\$167.40	\$	167.40																					
Various		LeChase General labor form. Coordinating trucks and delivery services										8			\$71.00				\$568.00													
Net Subtotals:					\$0.00														\$568.00													
Total SGA & OH+P					\$0.00	0.00%													\$0.00													
Tax (if applicable)					\$0.00														\$0.00													
Total					\$0.00														\$0.00													
Net Subtotals:					\$9,248.85														\$568.00													
Total SGA & OH+P					\$0.00	0.00%													\$0.00													
Total					\$9,248.85														\$568.00													
Total Materials, Subcontract & Labor, & OH+P:																																\$9,816.85

AP Job Transactions Drilldown

All JC Companies Jobs: 1934002. - 1934002. All Months Open Trans. Only? N

Job	Gross	Payable	Discount	Net
JCCo: 1 LeChase Construction Services, LLC				
1934002.	Albany County Airport Contract 989-SF			
24471 Stone Industries	12,173.49	3,786.21	0.00	3,786.21

Trans	Ref	Invoice Date	Description	Due Date	Gross	Payable	Discount	Net
Month: 04/19								
555	0390405	04/01/19	holding tank pumping	05/01/19	167.40	0.00	0.00	0.00
	Attachment(s)							
579	0390267	03/29/19	tank pumping	04/28/19	167.40	0.00	0.00	0.00
	Attachment(s)							
580	0390551	04/03/19	tank pumping	05/03/19	251.10	0.00	0.00	0.00
	Attachment(s)							
1217	0391684	04/05/19	holding tank pumping	05/05/19	167.40	0.00	0.00	0.00
	Attachment(s)							
1385	0390820	04/08/19	holding tank pumping	05/08/19	167.40	0.00	0.00	0.00
	Attachment(s)							
2148	0390981	04/10/19	holding tank pumping	05/10/19	167.40	0.00	0.00	0.00
	Attachment(s)							
2172	0391111	04/12/19	holding tank pumping	05/12/19	167.40	0.00	0.00	0.00
	Attachment(s)							
2575	0391175	04/15/19	holding tank pumping	05/15/19	167.40	0.00	0.00	0.00
	Attachment(s)							
3097	0391337	04/17/19	holding tank pumping	05/17/19	167.40	0.00	0.00	0.00
	Attachment(s)							
3108	0391494	04/19/19	holding tank pumping	05/19/19	167.40	0.00	0.00	0.00
	Attachment(s)							
4299	0391618	04/19/19	holding tank pumping	05/19/19	167.40	0.00	0.00	0.00
	Attachment(s)							
4300	0391792	04/24/19	holding tank pumping	05/24/19	251.10	0.00	0.00	0.00
	Attachment(s)							

Month: 05/19

AP Job Transactions Drilldown

All JC Companies Jobs: 1934002. - 1934002. All Months Open Trans. Only? N

Job					Gross	Payable	Discount	Net
1934002. Albany County Airport Contract 989-SF								
Month: 05/19								
218	0392339	05/01/19	holding tank pumping	05/31/19	167.40	0.00	0.00	0.00
	<u>Attachment(s)</u>							
219	0392057	04/29/19	holding tank pumping	05/29/19	251.10	0.00	0.00	0.00
	<u>Attachment(s)</u>							
664	0392604	05/03/19	holding tank pumping	06/02/19	167.40	0.00	0.00	0.00
	<u>Attachment(s)</u>							
875	0392784	05/06/19	holding tank pumping	06/05/19	251.10	0.00	0.00	0.00
	<u>Attachment(s)</u> over billed \$13.20							
1546	0393076	05/08/19	holding tank pumping	06/07/19	167.40	0.00	0.00	0.00
	<u>Attachment(s)</u>							
1550	0393249	05/09/19	holding tank pumping	06/08/19	251.10	0.00	0.00	0.00
	<u>Attachment(s)</u>							
2242	0393323	05/13/19	holding tank pumping	06/12/19	167.40	0.00	0.00	0.00
	<u>Attachment(s)</u>							
2565	0393711	05/17/19	holding tank pumping	06/16/19	251.10	0.00	0.00	0.00
	<u>Attachment(s)</u>							
2566	0393635	05/16/19	holding tank pumping	06/15/19	251.10	0.00	0.00	0.00
	<u>Attachment(s)</u>							
2587	0393808	05/20/19	holding tank pumping	06/19/19	251.10	0.00	0.00	0.00
	<u>Attachment(s)</u>							
3217	0389075	03/01/19	portable toilet	03/31/19	158.76	0.00	0.00	0.00
	<u>Attachment(s)</u>							
3403	0390186	03/26/19	portable toilet	04/25/19	254.88	0.00	0.00	0.00
	<u>Attachment(s)</u>							
3405	0390445	03/29/19	portable toilet	04/28/19	158.76	0.00	0.00	0.00
	<u>Attachment(s)</u>							
3407	0390596	04/02/19	portable toilet	05/02/19	136.08	0.00	0.00	0.00
	<u>Attachment(s)</u>							
3413	0391838	04/22/19	portable toilet	05/22/19	22.68	0.00	0.00	0.00

AP Job Transactions Drilldown

All JC Companies Jobs: 1934002. - 1934002. All Months Open Trans. Only? N

Job					Gross	Payable	Discount	Net
1934002.		Albany County Airport Contract 989-SF						
3413	0391838	04/22/19	portable toilet	05/22/19	22.68	0.00	0.00	0.00
	<u>Attachment(s)</u>							
3414	0391844	04/23/19	portable toilet	05/23/19	254.88	0.00	0.00	0.00
	<u>Attachment(s)</u>							
3417	0392096	04/26/19	portable toilet	05/26/19	476.28	0.00	0.00	0.00
	<u>Attachment(s)</u>							
3435	0394231	05/24/19	holding tank pumping	06/23/19	251.10	0.00	0.00	0.00
	<u>Attachment(s)</u>							
3437	0394318	05/27/19	holding tank pumping	06/26/19	251.10	0.00	0.00	0.00
	<u>Attachment(s)</u>							
3849	0394030	05/22/19	holding tank pumping	06/21/19	251.10	0.00	0.00	0.00
	<u>Attachment(s)</u>							
3885	0394611	05/29/19	holding tank pumping	06/28/19	251.10	0.00	0.00	0.00
	<u>Attachment(s)</u>							
3998	0394077	05/21/19	portable toilet	06/20/19	254.88	0.00	0.00	0.00
	<u>Attachment(s)</u>							
4000	0394394	05/24/19	portable toilet	06/23/19	476.28	0.00	0.00	0.00
	<u>Attachment(s)</u>							
Month: 06/19								
418	0394740	05/31/19	holding tank pumping	06/30/19	251.10	0.00	0.00	0.00
	<u>Attachment(s)</u>							
576	0394826	06/03/19	holding tank pumping	07/03/19	251.10	0.00	0.00	0.00
	<u>Attachment(s)</u> CO needed \$52.48							
1165	0395058	06/05/19	holding tank pumping	07/05/19	334.80	0.00	0.00	0.00
	<u>Attachment(s)</u>							
2099	0395475	06/10/19	holding tank pumping	07/10/19	251.10	251.10	0.00	251.10
	<u>Attachment(s)</u>							
2102	0395714	06/12/19	holding tank pumping	07/12/19	167.40	167.40	0.00	167.40
	<u>Attachment(s)</u>							
2125	0395928	06/14/19	holding tank pumping	07/14/19	251.10	251.10	0.00	251.10

AP Job Transactions Drilldown

All JC Companies Jobs: 1934002. - 1934002. All Months Open Trans. Only? N

Job					Gross	Payable	Discount	Net
1934002. Albany County Airport Contract 989-SF								
2125	0395928	06/14/19	holding tank pumping	07/14/19	251.10	251.10	0.00	251.10
	<u>Attachment(s)</u>							
2153	0396126	06/17/19	holding tank pumping	07/17/19	251.10	251.10	0.00	251.10
	<u>Attachment(s)</u>							
3330	0395356	06/07/19	holding tank pumping	07/07/19	251.10	251.10	0.00	251.10
	<u>Attachment(s)</u>							
3331	0396332	06/19/19	holding tank pumping	07/19/19	167.40	167.40	0.00	167.40
	<u>Attachment(s)</u>							
3378	0396551	06/21/19	holding tank pumping	07/21/19	251.10	251.10	0.00	251.10
	<u>Attachment(s)</u>							
Month: 07/19								
949	0397320	06/28/19	holding tank pumping	07/28/19	167.40	167.40	0.00	167.40
	<u>Attachment(s)</u> CO NEEDED \$1671.29							
950	0397440	07/01/19	holding tank pumping	07/31/19	292.95	292.95	0.00	292.95
	<u>Attachment(s)</u> CO TOTAL \$1671.29							
959	0397714	07/03/19	holding tank pumping	08/02/19	167.40	167.40	0.00	167.40
	<u>Attachment(s)</u> NEW CO TOTAL \$1,838.69							
962	0397867	07/05/19	holding tank pumping	08/04/19	167.40	167.40	0.00	167.40
	<u>Attachment(s)</u>							
968	0396679	06/24/19	holding tank pumping	07/24/19	251.10	251.10	0.00	251.10
	<u>Attachment(s)</u> Need CO \$228.68							
969	0397070	06/26/19	holding tank pumping	07/26/19	251.10	251.10	0.00	251.10
	<u>Attachment(s)</u>							
971	0396370	06/18/19	portable toilet 6/18-7/15	07/18/19	254.88	254.88	0.00	254.88
	<u>Attachment(s)</u> CO TOTAL 1671.29							
972	0396847	06/21/19	portable toilet 6/21-7/18	07/21/19	476.28	476.28	0.00	476.28
	<u>Attachment(s)</u> New CO total on 1934002.02 \$1210.94							
1350	0398068	07/08/19	holding tank pumping	08/07/19	167.40	167.40	0.00	167.40
	<u>Attachment(s)</u>							

Change Order Request

LeChase Construction Services, LLC
220 Harborside Drive, Suite 301
Schenectady, NY 12305
Phone: 518-388-9200

Date: 6/27/2019

Owner : Albany County Airport Authority

Project: 1934002 - Albany County Airport Contract 989-SF

Reason:

Change Order Request # : 11 -

Description of Change: Bulletin #6 Changes-Increasing pile cap sizes

Description	Scope of Work	Cost
Concrete-LCS Concrete	Added Concrete and Material Handling	4,474.75
Concrete-Reinforcing-Whitacre Engineering	Added Rebar Furnish and install	6,024.00
Earthwork-Keller	Added Excavation and Backfilling	4,495.39
Driven Piles-Ferraro Pile and Shoring	2 Added Piles at 135 LF @ \$75/LF Pursuant to unit prices	20,250.00
Subtotal of Costs		35,244.14

Change Order Add Ons

Fee	1,762.21
GL Insurance	376.08
P&P Bond	225.65

Total For Change Order Request

37,608.08

Increase project duration by 4 days

Albany County Airport Authority

LeChase Construction Services, LLC

Other: If Applicable

Print: _____

Print: HILLS

Print: _____

Signed: _____

Signed: 

Signed: _____

Date: _____

Date: 6.27.19

Date: _____

CHANGE ORDER REQUEST BREAKDOWN SUMMARY SHEET

Project Name: ACAA - 989-SF
 Building / Area: Various

PCO #:
 COR #: 11

Subcontractor/Vendor: Various
 BP #: 989-SF
 Change Order Source: Added Piles, Added Concrete, Added Reinforcing as required

Item No.	WBS/CSI Cost Code	Description	Materials & Equipment				Subcontract				Fully Burdened Labor Rate				Duration											
			Qty	Unit	Unit Cost	Subtotal	Qty	Unit	Unit Cost	Subtotal	Straight Hours	Time + 1/2 Hours	Double Time Hours	Labor Costs			Total	Start	Finish							
														Straight Time	EO Time & 1/2	EO Double Time										
1		Pile work				\$0.00				\$ -								\$0.00								
2		Added Pile @ Column C3 (Bottoms 70, 65)				\$0.00	135	LF	\$ 75.00	\$ 10,125.00									\$0.00							
3		Added Pile @ Column C3 south (Bottoms 70, 65)				\$0.00	135	LF	\$ 75.00	\$ 10,125.00									\$0.00							
4		All work per unit prices attached in contract				\$0.00				\$ -									\$0.00							
5						\$0.00				\$ -									\$0.00							
6		Added Concrete				\$0.00				\$ -									\$0.00							
7		Old size 8'6 x 12'6, new size 11'5 x 12'6, added 2'11 x 12'6 x 4'9				\$0.00				\$ -									\$0.00							
8		Added 2'11 x 12'6 x 4'9 @ C 3	6.41	CY		\$0.00				\$ -									\$0.00							
9		Added 2'11 x 12'6 x 4'9 @ C 3S	6.41	CY		\$0.00				\$ -									\$0.00							
10		Added Concrete	12.82	CY		\$0.00				\$ -									\$0.00							
11		Concrete Waste (10%)	1.282	CY		\$0.00				\$ -									\$0.00							
12		Total Added Concrete	14.102	CY	\$125.00	\$1,762.75				\$ -									\$0.00							
13		Place and Finish - Foundation Walls-Labor	14.102	CY		\$0.00				\$ -	3			\$214.00					\$642.00							
14		Formwork - Foundation Walls-Labor	174	SFCA	\$3.00	\$522.00				\$ -	3			\$223.00					\$669.00							
15		Added Pumping usage yardage	14.102	CY	\$3.00	\$42.31				\$ -									\$0.00							
16						\$0.00				\$ -									\$0.00							
17		Reinforcing				\$0.00				\$ -									\$0.00							
18		Reinforcing changes per IB #6 (Whitacre), includes both C3 and C3S				\$0.00				\$ -									\$0.00							
19		Lull time to pick and set cages	4	Hours	\$18.48	\$73.90					4			\$84.00					\$336.00							
20		Fuel oil and grease	4	Hours	\$5.00	\$20.00													\$0.00							
21						\$0.00				\$0.00									\$0.00							
22		Earthwork				\$0.00				\$0.00									\$0.00							
23		Added Earthwork				\$0.00				\$0.00									\$0.00							
24						\$0.00				\$0.00									\$0.00							
Net Subtotals:						\$2,420.96				\$20,250.00									\$1,647.00							
Total SGA & OH+P						\$242.10	10.00%			\$0.00	0.00%								\$164.70	10.00%						
Tax (if applicable)						\$0.00				\$0.00									\$0.00							
Total						\$2,663.05				\$20,250.00									\$1,811.70							
Total Materials, Subcontract & Labor, & OH+P:																								\$24,724.75		

CHANGE ORDER REQUEST BREAKDOWN SUMMARY SHEET

Project Name: ACAA - 989-SF
 Building / Area: Bldg

PCO #:
 COR #:

Subcontractor/Vendor: Wm. J Keller & Sons Construction Corp. Revised size of PC6 to PC7C at C/3.5. Revised PC6 to PC7B at C/3. Additional 3 hrs for excavation and additional 4.5 hours for backfill
 BP #: 989-SF
 Change Order Source: Bulletin 6

Item No.	WBS/CSI Cost Code	Description	Materials & Equipment				Subcontract				Fully Burdened Labor Rate						Duration		
			Qty	Unit	Unit Cost	Subtotal	Qty	Unit	Unit Cost	Subtotal	Straight Hours	Time + 1/2 Hours	Double Time Hours	Labor Costs			Total	Start	Finish
														Straight Time	EO Time & 1/2	EO Double Time			
Revised pile cap size	Excavation/backfill	Foreman								7.5	0	0	\$ 79.40	\$ 105.50	\$ 131.59	\$595.50			
	Excavation/backfill	Operator								7.5	0	0	\$ 77.06	\$ 102.01	\$ 126.94	\$577.95			
	Backfill	Operator								2.0	0	0	\$ 77.06	\$ 102.01	\$ 126.94	\$154.12			
	Excavation/backfill	Laborer								7.5	0	0	\$ 59.36	\$ 77.21	\$ 95.07	\$445.20			
	Excavation/backfill	Laborer								7.5	0	0	\$ 59.36	\$ 77.21	\$ 95.07	\$445.20			
	Excavation/backfill	Kobelco SK 210 Excavator	7.5	HR	\$ 75.00	\$ 562.50													
	Backfill	Komatsu WA320 Loader	2	HR	\$ 50.00	\$ 100.00													
	Excavation	Mack tri-axle	8	HR	\$ 95.00	\$ 760.00													
	Backfill	Reversible plate tamper	4.5	HR	\$ 20.00	\$ 90.00													
	Backfill	ITEM 4 GRAVEL	25	CY	\$ 14.25	\$ 356.25													
		Spoil disposal to ACAA site																	
																\$0.00			
		Net Subtotals:			\$1,868.75			Net Subtotals:		\$0.00	32	0	\$0.00	463.94	575.61	\$2,217.97			
		Total SGA & OH+P			\$186.88	10.00%		Total SGA & OH+P		\$0.00	10.00%					\$221.80	10.00%		
		Tax (if applicable)			\$0.00			Tax (if applicable)		\$0.00						\$0.00			
		Total			\$2,055.63			Total		\$0.00					Total Labor:	\$2,439.77			
															Total Materials, Subcontract & Labor, & OH+P:	\$4,495.39			



The Whitacre Engineering Company

Canton, OH / Liverpool, NY

Change Order Request: 1900155-103

Invoice Date: 6/3/2019

Submitted by: Dan Strohl, Estimator

Direct Phone: 330-445-3524

E-Mail: dstrohl@werebar.com

Submitted to:
Brent Bochenek & Jeremy Hills
LeChase Construction

Customer
Job #: 1934002
PO #: 0

REF: 1900155 Albany Co Airport Garage 989SF

In reference to the above-mentioned project, we are requiring a CHANGE to our contract amount for the changes outlined below. WE WILL REQUIRE A CHANGE ORDER FOR THIS WORK AS OUTLINED IN THE SUB-CONTRACT AGREEMENT PRIOR TO PROCEEDING WITH THESE CHANGES. Your prompt attention is required to prevent any delays.

PCO No.	Description	Amount
103	Bulletin #6 - Pile Caps PC7B & PC7C	Subtotal \$6,024.00
		Tax@0% \$0.00
		Total \$6,024.00

Item	Quantity	UM	Unit Price	Extended Price
Rebar Material	5,333.0	LBS	\$0.5100	\$2,720.00
Detailing	1.5	HRS	\$65.00	\$98.00
Delivery	1.0	EA	\$820.00	\$820.00
Rebar Labor	5,333.0	LBS	\$0.4474	\$2,386.00

Quote is good for 14 days. Please advise if needed to be held longer

Extended prices rounded to nearest dollar

Attachment: Bar Lists 115, 116

Approved by: _____

Date: _____

Detailing Ref#: Estimating



Canton, OH (330) 455-8505
 Syracuse, NY (315) 622-1075
 www.WhitacreEngineering.com

JOB NUMBER 1900155	RELEASE NUMBER 115	REQ. DELIVERY DATE	PAGE 1 of 1
JOB NAME Albany Co Airport Garage 989SF			CC 9UCV
CUSTOMER LECHASE CONSTRUCTION - SCHENECTADY			BY ACB

MATERIAL TYPE Rebar, Grade 60, Black				REFERENCE 01	DRAWING ID 115	DESCRIPTION x 1st Half - PC7B Pile Cap												
Itm	Qty	Size	Length	Mark	Shape	Lbs	A	B	C	D	E	F/R	G	H	J	K	O	BC

1 Mill Test Certificates Required

1	14	11	16-00	11A13		2	1190	2-00	*12-00*										HL18
2	13	11	14-11	11A16		2	1031	2-00	*10-11*										HL18
						27.	2221.												
3	14	5	13-08	5A18		2	200	0-10	*12-00*						0-10				B206
4	13	5	12-07	5A17		2	171	0-10	*10-11*						0-10				B206
5	9	5	11-01	5A356		25	104		1-06	3-082	0-08	3-082	1-06		3-071		1-093		B111
						36.	475.												
6	9	4	4-11	4A8		25	30		1-06	0-073	0-08	0-073	1-06		0-072		0-033		B209
7	1	4	12-00				8												ST
8	1	4	10-11				7												ST
						11.	45.												

Total Weight: 2,741 Lbs

Longest Length: 16-00

WEIGHT SUMMARY

TOTAL				STRAIGHT			LIGHT BENDING			HEAVY BENDING		
SIZE	ITEMS	PIECES	LBS	ITEMS	PIECES	LBS	ITEMS	PIECES	LBS	ITEMS	PIECES	LBS
Rebar, Grade 60, Black												
4	3	11	45	2	2	15	1	9	30	0	0	0
5	3	36	475	0	0	0	1	9	104	2	27	371
11	2	27	2,221	0	0	0	0	0	0	2	27	2,221
	8	74	2,741	2	2	15	2	18	134	4	54	2,592

Total Weight: 2,741 Lbs

Longest Length: 16-00



Canton, OH (330) 455-8505
 Syracuse, NY (315) 622-1075
 www.WhitacreEngineering.com

JOB NUMBER 1900155	RELEASE NUMBER 116	REQ. DELIVERY DATE	PAGE 1 of 1
JOB NAME Albany Co Airport Garage 989SF		CC 9UCW	
CUSTOMER LECHASE CONSTRUCTION - SCHENECTADY		BY ACB	

MATERIAL TYPE Rebar, Grade 60, Black				REFERENCE 01	DRAWING ID 116	DESCRIPTION x 1st Half - PC7C Pile Cap												
Itm	Qty	Size	Length	Mark	Shape	Lbs	A	B	C	D	E	F/R	G	H	J	K	O	BC

1 Mill Test Certificates Required

1	13	11	16-00	11A13		2	1105	2-00	*12-00*										HL18
2	13	11	14-04	11A355		2	990	2-00	*10-04*										HL18
						26.	2095.												
3	13	5	13-08	5A18		2	185	0-10	*12-00*					0-10					B206
4	13	5	12-00	5A354		2	163	0-10	*10-04*					0-10					B206
5	9	5	11-01	5A356		25	104		1-06	3-082	0-08	3-082	1-06		3-071		1-093		B111
						35.	452.												
6	9	4	4-11	4A8		25	30		1-06	0-073	0-08	0-073	1-06		0-072		0-033		B209
7	1	4	12-00				8												ST
8	1	4	10-04				7												ST
						11.	45.												

Total Weight: 2,592 Lbs

Longest Length: 16-00

WEIGHT SUMMARY

TOTAL				STRAIGHT			LIGHT BENDING			HEAVY BENDING		
SIZE	ITEMS	PIECES	LBS	ITEMS	PIECES	LBS	ITEMS	PIECES	LBS	ITEMS	PIECES	LBS
Rebar, Grade 60, Black												
4	3	11	45	2	2	15	1	9	30	0	0	0
5	3	35	452	0	0	0	1	9	104	2	26	348
11	2	26	2,095	0	0	0	0	0	0	2	26	2,095
	8	72	2,592	2	2	15	2	18	134	4	52	2,443

Total Weight: 2,592 Lbs

Longest Length: 16-00

Change Order Request

LeChase Construction Services, LLC
220 Harborside Drive, Suite 301
Schenectady, NY 12305
Phone: 518-388-9200

Date: 6/27/2019

Owner : Albany County Airport Authority

Project: 1934002 - Albany County Airport Contract 989-SF

Reason:

Change Order Request # : 12 - COR #12

Description of Change: Bulletin #7 Changes-Increasing pile cap sizes

Description	Scope of Work	Cost
Concrete-LCS Concrete		3,236.15
Concrete-Reinforcing-Whitacre Engineering		790.00
Earthwork-Keller		1,809.61
	Subtotal of Costs	5,835.76

Change Order Add Ons

Fee	291.79
GL Insurance	62.28
P&P Bond	37.36

Total For Change Order Request

6,227.19

Increase project duration by 1 Day

Albany County Airport Authority

LeChase Construction Services, LLC

Other: If Applicable

Print: _____

Print: HILLS

Print: _____

Signed: _____

Signed: 

Signed: _____

Date: _____

Date: 6.27.19

Date: _____

CHANGE ORDER REQUEST BREAKDOWN SUMMARY SHEET

Project Name: ACAA - 989-SF
 Building / Area: Various

PCO #:
 COR #: 12

Subcontractor/Vendc: Various
 BP #: 989-SF
 Change Order Source: Added Concrete, Added Reinforcing as required @ C5

Item No.	WBS/CSI Cost Code	Description	Materials & Equipment				Subcontract				Fully Burdened Labor Rate			Duration									
			Qty	Unit	Unit Cost	Subtotal	Qty	Unit	Unit Cost	Subtotal	Straight Hours	Time + 1/2 Hours	Double Time Hours	Labor Costs			Total	Start	Finish				
														Straight Time	EO Time & 1/2	EO Double Time							
1		Added Concrete				\$0.00				\$ -								\$0.00					
2		Old size 10'2 x 10'2, new size 10'2 x 11'10 x 4'2, added 1'8 x 10'26 x 4'2				\$0.00				\$ -									\$0.00				
3		Added 1'8 x 10'2 x 4'2 @ C 5	2.61	CY		\$0.00				\$ -									\$0.00				
5		Added Concrete	2.61	CY		\$0.00				\$ -									\$0.00				
6		Concrete Waste (10%)	1.282	CY		\$0.00				\$ -									\$0.00				
7		Total Added Concrete	3.892	CY	\$125.00	\$488.50				\$ -									\$0.00				
8		Place and Finish - Foundation Walls-Labor	3.892	CY		\$0.00				\$ -	1			\$214.00					\$214.00				
9		Formwork - Foundation Walls-Labor	56.25	SFCA	\$3.00	\$168.75				\$ -	1			\$223.00					\$223.00				
10		Added Pumping usage yardage	3.892	CY	\$3.00	\$11.68				\$ -									\$0.00				
11						\$0.00				\$ -									\$0.00				
12		Reinforcing				\$0.00				\$ -									\$0.00				
13		Reinforcing changes per IB #6 (Whitacre), includes both C3 and C3S				\$0.00				\$ -									\$0.00				
14		Lull time to pick and set cages	1	Hours	\$18.48	\$18.48					1			\$84.00					\$84.00				
15		Fuel oil and grease	1	Hours	\$5.00	\$5.00													\$0.00				
16						\$0.00																	
17		Earthwork				\$0.00																	
18		Added Earthwork				\$0.00																	
19						\$0.00																	
Net Subtotals:						\$690.40															\$521.00		
Total SGA & OH+P						\$69.04	10.00%															\$52.10	10.00%
Tax (if applicable)						\$0.00																\$0.00	
Total						\$2,663.05																\$573.10	
Total						\$0.00																\$3,236.15	
											Total Labor:			\$573.10									
											Total Materials, Subcontract & Labor, & OH+P:			\$3,236.15									

CHANGE ORDER REQUEST BREAKDOWN SUMMARY SHEET

Project Name: ACAA - 989-SF
 Building / Area: Bldg

PCO #:
 COR #:

Subcontractor/Vendor: Wm. J Keller & Sons Construction Corp.
 BP #: 989-SF Revised size of PC5 to PC5A at C/5. Additional 1 hr excavation and 2 hrs of backfill
 Change Order Source: Bulletin 7

Item No.	WBS/CSI Cost Code	Description	Materials & Equipment				Subcontract				Fully Burdened Labor Rate						Duration		
			Qty	Unit	Unit Cost	Subtotal	Qty	Unit	Unit Cost	Subtotal	Straight Hours	Time + 1/2 Hours	Double Time Hours	Labor Costs			Total	Start	Finish
														Straight Time	EO Time & 1/2	EO Double Time			
Revised pile cap size	Excavation/backfill	Foreman								3.0	0	0	\$ 79.40	\$ 105.50	\$ 131.59	\$238.20			
	Excavation/backfill	Operator								3.0	0	0	\$ 77.06	\$ 102.01	\$ 126.94	\$231.18			
	Backfill	Operator								1.0	0	0	\$ 77.06	\$ 102.01	\$ 126.94	\$77.06			
	Excavation/backfill	Laborer								3.0	0	0	\$ 59.36	\$ 77.21	\$ 95.07	\$178.08			
	Excavation/backfill	Laborer								3.0	0	0	\$ 59.36	\$ 77.21	\$ 95.07	\$178.08			
	Excavation/backfill	Kobelco SK 210 Excavator	3	HR	\$ 75.00	\$ 225.00													
	Backfill	Komatsu WA320 Loader	1	HR	\$ 50.00	\$ 50.00													
	Excavation	Mack tri-axe	3	HR	\$ 95.00	\$ 285.00													
	Backfill	Reversible plate tamper	2	HR	\$ 20.00	\$ 40.00													
	Backfill	ITEM 4 GRAVEL	10	CY	\$ 14.25	\$ 142.50													
		Spoil disposal to ACAA site																	
																\$0.00			
		Net Subtotals:				\$742.50				\$0.00	13	0	\$0.00	463.94	575.61	\$902.60			
		Total SGA & OH+P				\$74.25	10.00%			\$0.00	10.00%					\$90.26	10.00%		
		Tax (if applicable)				\$0.00				\$0.00						\$0.00			
		Total				\$816.75			Total	\$0.00					Total Labor:	\$992.86			
															Total Materials, Subcontract & Labor, & OH+P:	\$1,809.61			



The Whitacre Engineering Company

Canton, OH / Liverpool, NY

Change Order Request: 1900155-104

Invoice Date: 6/3/2019

Submitted by: Dan Strohl, Estimator

Direct Phone: 330-445-3524

E-Mail: dstrohl@werebar.com

Submitted to:
Brent Bochenek & Jeremy Hills
LeChase Construction

Customer
Job #: 1934002
PO #: 0

REF: 1900155 Albany Co Airport Garage 989SF

In reference to the above-mentioned project, we are requiring a CHANGE to our contract amount for the changes outlined below. WE WILL REQUIRE A CHANGE ORDER FOR THIS WORK AS OUTLINED IN THE SUB-CONTRACT AGREEMENT PRIOR TO PROCEEDING WITH THESE CHANGES. Your prompt attention is required to prevent any delays.

PCO No.	Description	Amount
104	Bulletin #7 - Labor only to place rebar already in field for PC5A @ column C/5.	Subtotal \$790.00
		Tax@0% \$0.00
		Total \$790.00

Attachment: n/a

Approved by: _____

Date: _____

Detailing Ref#: Estimating

Change Order Request

LeChase Construction Services, LLC
220 Harborside Drive, Suite 301
Schenectady, NY 12305
Phone: 518-388-9200

Date: 7/8/2019

Owner : Albany County Airport Authority

Project: 1934002 - Albany County Airport Contract 989-SF

Reason:

Change Order Request # : 13 - PCO #13

Description of Change: Bulletin #8 Changes-Change grade beam on a line 6-7 for duct bank

Description	Scope of Work	Cost
COR #13-Bulletin 8 Changes		6,456.45
	Subtotal of Costs	<u>6,456.45</u>
Change Order Add Ons		
	Fee	322.82
	GL Insurance	68.89
	P&P Bond	41.34
	Total For Change Order Request	<u><u>6,889.50</u></u>

Albany County Airport Authority

LeChase Construction Services, LLC

Other: If Applicable

Print: _____

Print: HILLS

Print: _____

Signed: _____

Signed: 

Signed: _____

Date: _____

Date: 7.8.19

Date: _____

CHANGE ORDER REQUEST BREAKDOWN SUMMARY SHEET

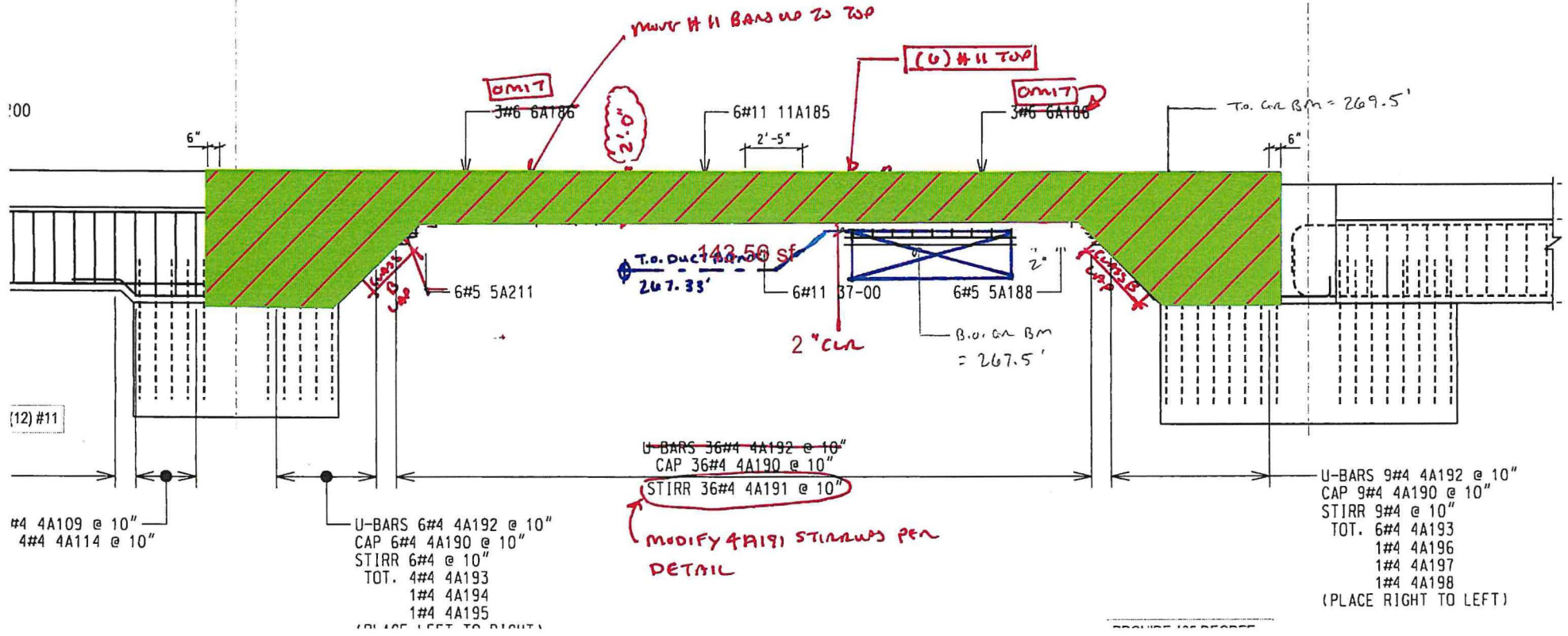
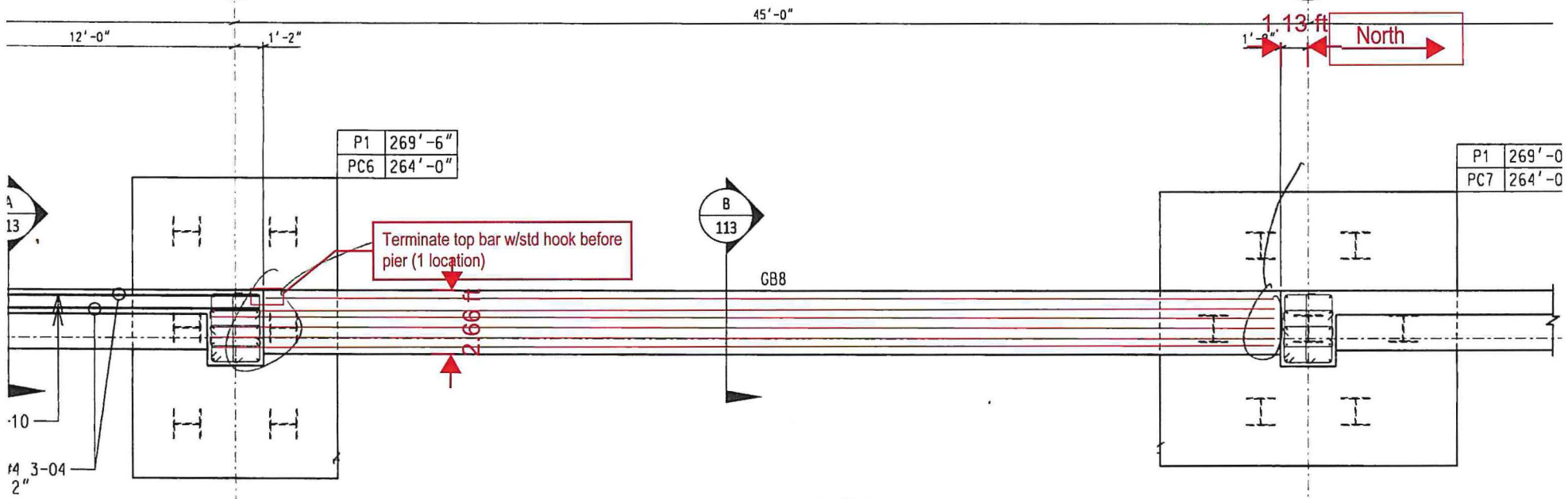
Project Name: ACAA-989SF
 Building / Area:

PCO #:
 COR #:

Subcontractor/Vendor: Various
 BP #:
 Change Order Source: IB-8

Item No.	WBS/CSI Cost Code	Description	Materials & Equipment				Subcontract				Fully Burdened Labor Rate						Duration			
			Qty	Unit	Unit Cost	Subtotal	Qty	Unit	Unit Cost	Subtotal	Straight Hours	Time + 1/2 Hours	Double Time Hours	Labor Costs			Total	Start	Finish	
														Straight Time	EO Time & 1/2	EO Double Time				
		Bulletin #8 Foundation changes (electrical duct bank)				\$0.00			\$ -									\$0.00		
		Added forming time to form haunches (infill with plywood)				\$0.00			\$ -									\$0.00		
		Added Plywood and 2x material to infill haunches at either end	1	LS		\$500.00			\$ -									\$0.00		
		Reduced Concrete	-11	CY		\$0.00			\$ -									\$0.00		
		Concrete Waste (10%)	-1.1	CY		\$0.00			\$ -									\$0.00		
		Total Added Concrete	-12.1	CY		\$125.00	-\$1,512.50		\$ -									\$0.00		
		Formwork - Foundation Walls-Labor-Less formwork square footage, however the forming that needs to be completed is significantly more complicated (3 guys 2 days additional work)							\$ -	48				\$71.00				\$3,408.00		
		Clean and Oil Forms	300	sf	\$0.18	\$54.00			\$ -									\$0.00		
		Reinforcing Changes A line 6-7				\$0.00		1 LS	\$ 3,762.00	\$ 3,762.00								\$0.00		
Net Subtotals:			-\$958.50				Net Subtotals:				\$3,762.00	48	0	\$0.00	0.00	0.00	\$3,408.00			
Total SGA & OH+P			-\$95.85				Total SGA & OH+P				\$0.00	0.00%	Total SGA & OH+P			\$340.80	10.00%			
Tax (if applicable)			\$0.00				Total				\$0.00	Total Labor:			\$3,748.80					
Total			-\$1,054.35				Total				\$3,762.00	Total Materials, Subcontract & Labor, & OH+P:			\$6,456.45					

7





The Whitacre Engineering Company

Canton, OH / Liverpool, NY

Change Order Request: 1900155-105

Invoice Date: 6/25/2019

Submitted by: Dan Strohl, Estimator

Direct Phone: 330-445-3524

E-Mail: dstrohl@werebar.com

Submitted to:
Brent Bochenek & Jeremy Hills
LeChase Construction

Customer
Job #: 1934002
PO #: 0

REF: 1900155 Albany Co Airport Garage 989SF

In reference to the above-mentioned project, we are requiring a CHANGE to our contract amount for the changes outlined below. WE WILL REQUIRE A CHANGE ORDER FOR THIS WORK AS OUTLINED IN THE SUB-CONTRACT AGREEMENT PRIOR TO PROCEEDING WITH THESE CHANGES. Your prompt attention is required to prevent any delays.

PCO No.	Description	Amount
105	Bulletin #8 - HV Ductbank Conflict A Line	Subtotal \$3,762.00
		Tax@0% \$0.00
		Total \$3,762.00

Item	Quantity	UM	Unit Price	Extended Price
Rebar Material	3,006.0	LBS	\$0.5040	\$1,515.00
Detailing	1.0	HRS	\$65.00	\$65.00
Delivery	1.0	EA	\$820.00	\$820.00
Rebar Labor	3,006.0	LBS	\$0.4530	\$1,362.00

Quote is good for 14 days. Please advise if needed to be held longer


Extended prices rounded to nearest dollar

Attachment: BL 113-A

Approved by: _____

Date: _____

Detailing Ref#: AB- Extra 03

 The Whitacre Engineering Company Canton, OH (330) 455-8505 Syracuse, NY (315) 622-1075 www.WhitacreEngineering.com	JOB NUMBER 1900155	RELEASE NUMBER 113-A	REQ. DELIVERY DATE	PAGE 1 of 1														
	JOB NAME Albany Co Airport Garage 989SF			CC 9UV6														
	CUSTOMER LECHASE CONSTRUCTION - SCHENECTADY			BY ACB														
MATERIAL TYPE Rebar, Grade 60, Black		REFERENCE 01	DRAWING ID 113															
DESCRIPTION x 1st Half - Elevation 5 Cont'd																		
Itn	Qty	Size	Length	Mark	Shape	Lbs	A	B	C	D	E	F/R	G	H	J	K	O	BC

1 Mill Test Certificates Required

1	6	11	46-00	11A364	2	1466	2-00	*42-00*											HL18	
2	6	11	42-00			1339													ST	
12.						2805.														
3	12	5	5-06	5A365	3	69		3-06	2-00							1-05		1-05	4-11	B101
12.						69.														
4	36	4	5-06	4A366	S10	132		1-07	2-04	1-07										B204
36.						132.														

Total Weight: 3,006 Lbs

Longest Length: 46-00

WEIGHT SUMMARY

TOTAL				STRAIGHT			LIGHT BENDING			HEAVY BENDING		
SIZE	ITEMS	PIECES	LBS	ITEMS	PIECES	LBS	ITEMS	PIECES	LBS	ITEMS	PIECES	LBS
Rebar, Grade 60, Black												
4	1	36	132	0	0	0	1	36	132	0	0	0
5	1	12	69	0	0	0	0	0	0	1	12	69
11	2	12	2,805	1	6	1,339	0	0	0	1	6	1,466
	4	60	3,006	1	6	1,339	1	36	132	2	18	1,535

Total Weight: 3,006 Lbs

Longest Length: 46-00

Change Order Request

LeChase Construction Services, LLC
 220 Harborside Drive, Suite 301
 Schenectady, NY 12305
 Phone: 518-388-9200

Date: 7/29/2019

Owner : Albany County Airport Authority

Project: 1934002 - Albany County Airport Contract 989-SF

Reason:

Change Order Request # : 14 - PCO #14

Description of Change: T&M Work Week ending 7.9.19

Description	Scope of Work	Cost
General Superintendent	8 hours @ 110/hour-Coordination and management of activities included herein.	880.00
Small Tools & Expendables-Light Plants	Per Work Authorization-Acquire light plants to light parking lot after a line electrical line became compromised	934.43
Concrete-LCS Concrete	Per Work Authorization-install dowels atop cast in place wall d line and 5 line	419.87
Electrical-T&J Electric	Per Work Authorization-install conduit and wire for the relocation of A line conduit. Actual tap and final connections of electrical line to be made by others.	1,931.76
Earthwork-Keller	Various T&M items sitewide, as directed by ACAA	6,192.00
Subtotal of Costs		10,358.06
 <u>Change Order Add Ons</u>		
	Fee	517.90
	GL Insurance	110.53
	P&P Bond	66.32
Total For Change Order Request		11,052.81

Albany County Airport Authority

LeChase Construction Services, LLC


Other: If Applicable

Print: _____

Print: HILLS

Print: _____

Signed: _____

Signed: 

Signed: _____

Date: _____

Date: 8.5.19

Date: _____

CHANGE ORDER REQUEST BREAKDOWN SUMMARY SHEET

Project Name: ACAA - 989-SF
Building / Area: Various

PCO #:
COR #: 14

Subcontractor/Vendor: Keller/LeChase/T&J
BP #: 989-SF
Change Order Source: Field direction to proceed on T&M
 Various owner direction time and material changes for unforeseen conditions & unknown utilities discovered while excavation work commenced

Item No.	WBS/CSI Cost Code	Description	Materials & Equipment				Subcontract				Fully Burdened Labor Rate				Duration					
			Qty	Unit	Unit Cost	Subtotal	Qty	Unit	Unit Cost	Subtotal	Straight Hours	Time + 1/2 Hours	Double Time Hours	Labor Costs			Total	Start	Finish	
														Straight Time	EO Time & 1/2	EO Double Time				
	5.29.19	Extra excavation, shoring and grading on box out for STMH 3 due to conflicting electrical conduit.						1	LS	\$4,366.00	\$ 4,366.00									
	6.25.19	Rented 3 light plants when A line electrical line was compromised.						1	LS	\$934.43	\$ 934.43									
	6.26.19	Install dowels to tie in the slab into the wall at 5 line C-D / 8 line D						1	LS	\$419.87	\$ 419.87									
	6.28.19	Move Mafia block out of parking lot that was set to complete the glycol line relocation						1	LS	\$ 693.00	\$ 693.00									
	7.8.19	Extend 2" PVC conduit & pull wire for site lighting						1	LS	\$ 1,931.76	\$ 1,931.76									
	7.9.19	Fire Hydrant relocation. Added materials to reroute hydrant per bulletin 3 dated 4.10.19						1	LS	\$ 1,133.00	\$ 1,133.00									

Net Subtotals:	\$0.00		Net Subtotals:	\$9,478.06	0	0	0	\$0.00	0.00	0.00	\$0.00	
Total SGA & OH+P	\$0.00	0.00%	Total SGA & OH+P	\$0.00	0.00%			Total SGA & OH+P			\$0.00	0.00%
Tax (if applicable)	\$0.00			\$0.00				Total Labor:			\$0.00	
Total	\$0.00		Total	\$9,478.06				Total Materials, Subcontract & Labor, & OH+P:			\$9,478.06	

WM. J. Keller and Sons Construction Corporation
DAILY RECORD OF WORK AUTHORIZED, NOT INCLUDED IN CONTRACT

Contract:		19-01 / 989-SF				Owner:		LeChase			Date:		5/29/2019 Wednesday			
Item No. or Description:		T&M - Extra excavation due to conduit conflict for STMH 3														
Name	Labor Classification	LABOR Hours		Rates (\$)		Total	MATERIALS					EQUIPMENT				
		Reg.	O.T.	Reg.	O.T.		Material	Quant.	Cost	Tax	Total	Description	Hours	Rate	Total	
Mike N.	Foreman	6.00	0.00	\$ 76.32	\$ 101.11	\$ 457.92					\$ -	Komatsu PC 200 Excavator	6.00	\$75.00	\$ 450.00	
Mike M.	Laborer	6.00	0.00	\$ 57.21	\$ 74.00	\$ 343.26					\$ -	Komatsu WA 320 Loader	2.00	\$50.00	\$ 100.00	
Greg K.	Operator	6.00	0.00	\$ 74.11	\$ 97.83	\$ 444.66					\$ -	Mack Tri-axle Dumptruck	6.00	\$40.00	\$ 240.00	
Gary K.	Operator	2.00	0.00	\$ 74.11	\$ 97.83	\$ 148.22	# 2 Stone	4.00	\$21.20		\$ 84.80	2' x 20' Road plate x6	24.00	\$25.00	\$ 600.00	
Mike K. Jr.	Laborer	6.00	0.00	\$ 57.21	\$ 74.00	\$ 343.26					\$ -	4' x 8' Road Plate x2	8.00	\$25.00	\$ 200.00	
Randy	Teamster	6.00	0.00	\$ 59.47	\$ 76.28	\$ 356.82					\$ -	5' x 10' Road Plate x2	8.00	\$25.00	\$ 200.00	
						\$ -					\$ -				\$ -	
						\$ -					\$ -				\$ -	
						\$ -					\$ -				\$ -	
						\$ -					\$ -				\$ -	
						\$ -					\$ -				\$ -	
						\$ -					\$ -				\$ -	
						\$ -					\$ -				\$ -	
						\$ -					\$ -				\$ -	
						\$ -					\$ -				\$ -	
						\$ -					\$ -				\$ -	
Labor Total:						\$ 2,094.14	Material Total:					\$ 84.80	Equipment Total:			\$ 1,790.00
Grand Total =						\$ 3,969	10% OH&P =					\$	4,366			

Statement of Work Accomplished: T&M - Extra excavation, shoring, and grading on box out for STMH3 due to a conflicting conduit line. The excavation began to flood due to artisan flow blowout.

CERTIFICATION: I certify to the best of my knowledge and belief, that the equipment used on this work was of the proper size and that the account herein shown is an accurate statement of the labor, materials and equipment used on this day

Signed: Jameson Phillips 5/29/2019
For Contractor Date _____ _____
For Owner Date

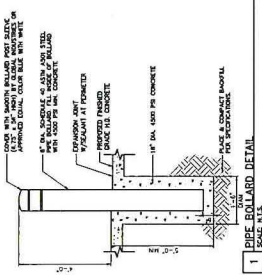


ALBANY INTERNATIONAL
GARAGE SITE REVISIONS
RELOCATION

NO.	DATE	BY	DESCRIPTION
1			
2			
3			
4			
5			



- REVISIONS:
1. FINAL CONTRACT TO BE MADE
 2. FINAL CONTRACT TO BE MADE
 3. EXISTING LINES TO BE MAINTAINED
 4. EXISTING LINES TO BE MAINTAINED
 5. APPROVED DATE: 10/15/2019
- CONSTRUCTION SHALL BE IN ACCORDANCE WITH THE
REVISIONS TO THE CONTRACT DOCUMENTS, INCLUDING THE
APPROVED DATE.



LeChase Construction
 ATTACH COPY OF MATERIAL TRANSFER TO THIS WORK ORDER
 DAILY TIME AND MATERIAL WORK ORDER

Date: 6/25/2019				Contract: ACAA 989-SF				Project Number: 1934002				#:					
P.C.				P.C. Complete:				P.C. Incomplete:									
Description of Work Completed: Rented three light plants for the compromised electrical line at A line																	
Name	Cost Code	Labor Classification	Hours		Rates (\$)		Total	MATERIALS				EQUIPMENT					
			Reg.	O.T.	Reg.	O.T.		Material	Quant.	Unit	Unit Cost	Total	Description	Hours	Rate	Total	
		Operator	2.00		\$ 84.00		\$ 168.00	Fuel, Oil, grease	2	HRS	\$ 5.00	\$ 10.00	(3) 4-7KW light Plants			\$ 634.52	
							\$ -					\$ -	Lull time to move light plants	2.00	\$18.48	\$ 36.96	
							\$ -					\$ -				\$ -	
							\$ -					\$ -				\$ -	
							\$ -					\$ -				\$ -	
							\$ -					\$ -				\$ -	
							\$ -					\$ -				\$ -	
							\$ -					\$ -				\$ -	
							\$ -					\$ -				\$ -	
							\$ -					\$ -				\$ -	
							\$ -					\$ -				\$ -	
							\$ -					\$ -				\$ -	
							\$ -					\$ -				\$ -	
							\$ -					\$ -				\$ -	
							\$ -					\$ -				\$ -	
							\$ -					\$ -				\$ -	
Labor Total:							\$ 168.00	Material Total:				\$ 10.00	Equipment Total:				\$ 671.48
Grand Total =							\$ 849.48	10% OH&P				=	\$ 934.43				
Summary of Today's Work Performed Under this P.C.																	
Rented three light plants when the electrical line along A line became compromised. Operator unloaded, moved plants to location and reloaded light plants for pick up.																	

Signed _____
 Date _____



RENTAL RETURN INVOICE

170740101-001

BRANCH 10N
5 FRITZ BLVD
ALBANY NY 12205-4950
518-869-5335
518-869-0588 FAX

Job Site Address
ALBANY AIRPORT
737 ALBANY SHAKER RD
ALBANY NY 12211-1001

Office: 585-254-3510 Cell: 518-429-9366

Customer # : 2543510
Invoice Date : 06/25/19
Rental Out : 06/21/19 05:00 PM
Rental In : 06/24/19 07:00 AM
UR Job Loc : 737 ALBANY SHAKER RD
UR Job # : 330
Customer Job ID:
P.O. # : TBD
Ordered By : JEREMY HILLS
Reserved By : JOSHUA MASSACONI
Salesperson : JOSHUA MASSACONI

LECHASE CONST SVCS ROCHESTER
205 INDIGO CREEK DRIVE
JOB#, PO#, JOB INFO & BUYER NAME
ROCHESTER NY 14626

Invoice Amount: \$634.52

Terms: Due Upon Receipt
Payment options: Contact our credit office 704-916-4820
REMIT TO: UNITED RENTALS (NORTH AMERICA), INC.
PO BOX 100711
ATLANTA GA 30384-0711

Table with columns: Qty, Equipment, Description, Minimum, Day, Week, 4 Week, Amount. Rows include LIGHT TOWER, 4-7KW VERT MAST with various make and serial numbers.

Table with columns: Qty, Item, Price, Unit of Measure, Extended Amt. Rows include ENVIRONMENTAL SERVICE CHARGE, DELIVERY CHARGE, PICKUP CHARGE, and subtotals for Rental, Sales/Misc, and Agreement.

COMMENTS/NOTES:
CONTACT: JEREMY HILLS
CELL#: 518-429-9366
ARE YOU OR YOUR EMPLOYEES IN NEED OF OPERATOR CERTIFICATION TRAINING?
CONTACT UNITED ACADEMY TODAY 844-222-2345 OR WWW.UNITEDACADEMY.UR.COM
TRAINING IS NOT AVAILABLE ON CERTAIN EQUIPMENT IN CANADA.

THIS INVOICE IS ISSUED SUBJECT TO THE TERMS AND CONDITIONS OF THE RENTAL AGREEMENT, WHICH ARE INCORPORATED HEREIN BY REFERENCE.
A COPY OF THE RENTAL AGREEMENT IS AVAILABLE UPON REQUEST.

You Can Now Access Invoice History and Update Purchase Orders Online
To Sign Up, contact URControlSupport@ur.com

LeChase Construction
 ATTACH COPY OF MATERIAL TRANSFER TO THIS WORK ORDER
 DAILY TIME AND MATERIAL WORK ORDER

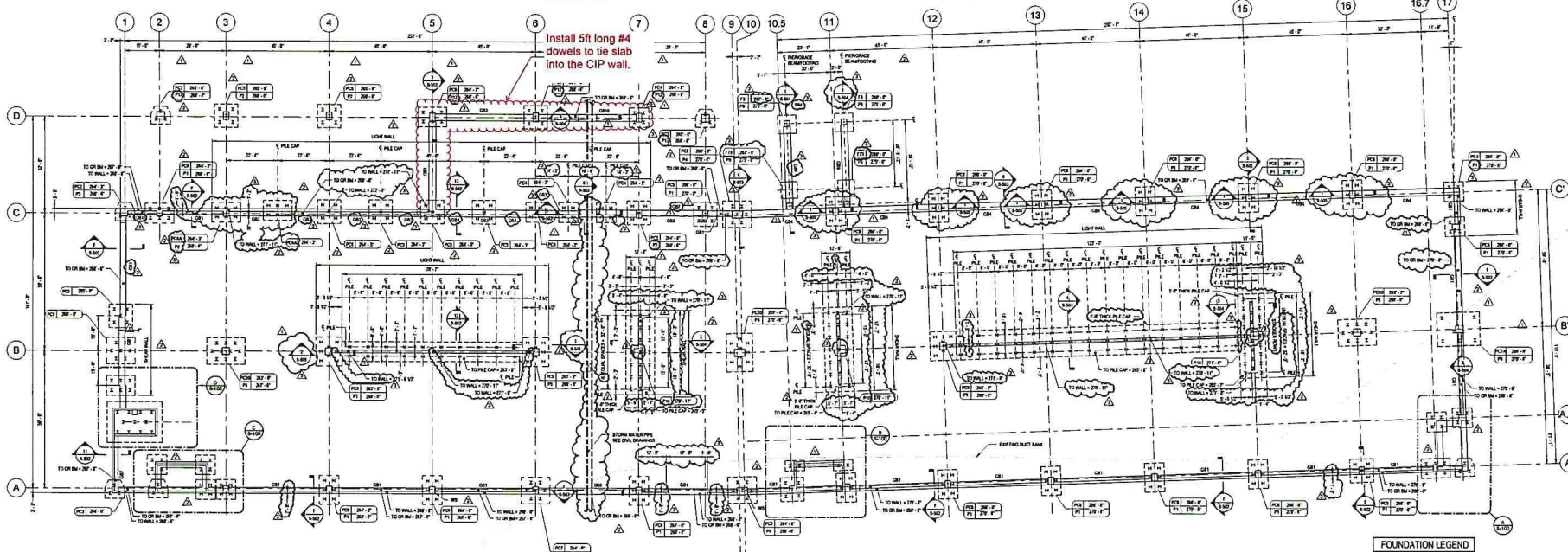
Date: 6/26/2019		Contract: ACAA 989-SF				Project Number: 1934002				#:						
P.C.:		P.C. Complete:				P.C. Incomplete:										
Description of Work Completed: Install dowels to tie slab into CIP walls																
Name	Cost Code	Labor Classification	Hours		Rates (\$)		Total	MATERIALS				EQUIPMENT				
			Reg.	O.T.	Reg.	O.T.		Material	Quant.	Unit	Unit Cost	Total	Description	Hours	Rate	Total
	3	Carpenter	1.50		\$ 71.00		\$ 106.50	5' Long #4 Dowels	101	ea.	\$ 1.70	\$ 171.70				
	7	Laborer	1.50		\$ 69.00		\$ 103.50					\$ -				\$ -
							\$ -					\$ -				\$ -
							\$ -					\$ -				\$ -
							\$ -					\$ -				\$ -
							\$ -					\$ -				\$ -
							\$ -					\$ -				\$ -
							\$ -					\$ -				\$ -
							\$ -					\$ -				\$ -
							\$ -					\$ -				\$ -
							\$ -					\$ -				\$ -
							\$ -					\$ -				\$ -
							\$ -					\$ -				\$ -
							\$ -					\$ -				\$ -
							\$ -					\$ -				\$ -
							\$ -					\$ -				\$ -
							\$ -					\$ -				\$ -
Labor Total:							\$ 210.00	Material Total:				\$ 171.70	Equipment Total:			\$ 0.00
Grand Total =							\$ 381.70	10% OH&P				=	\$ 419.87			
Summary of Today's Work Performed Under this P.C.																
Install 5 foot long #4 dowels into the wall to tie the slab at 5 line C-D and 6-7 line D. All work per CME direction.																

*Pricing for #4 Dowels per phone conversation with Dan Strohl of Whitacre Rebar.

Signed _____ Date _____

6/26/2019

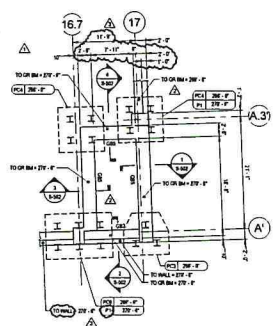
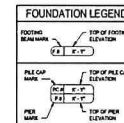
Install 5ft long #4 dowels to tie slab into the CIP wall.



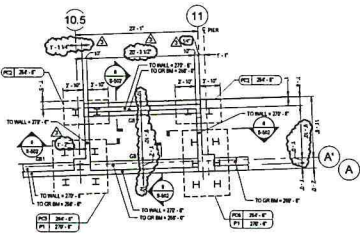
1 PARKING GARAGE FOUNDATION PLAN

VIEW 1/2

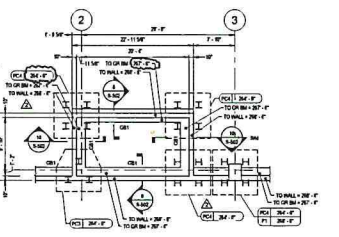
- 1. TOP OF SLAB ON GRADE ELEVATION + 222.0'
- 2. REFER TO SHEET FOR TYPICAL DETAILS
- 3. PROVIDE ADDITIONAL SLAB REINFORCEMENT AT THE OUTRIG CORNER PER TYPICAL DETAIL ONE 5/16
- 4. REFER TO SHEET 800 FOR ADDITIONAL NOTES
- 5. REFER TO SHEET 800 FOR PILE CAP SCHEDULE AND DETAILS
- 6. REFER TO SHEET 800 FOR PERIMETER BEAM SCHEDULE AND DETAILS



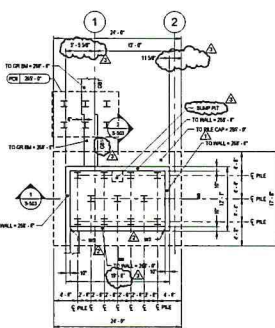
A ENLARGED PLAN - PARKING GARAGE



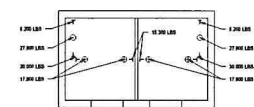
B ENLARGED PLAN - PARKING GARAGE



C ENLARGED PLAN - PARKING GARAGE

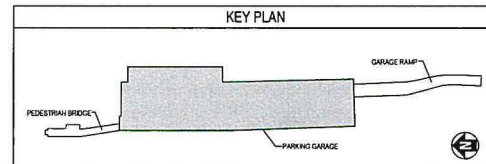


D ENLARGED PLAN - PARKING GARAGE



ELEVATOR LOAD DIAGRAM

- IDENTIFIED BUFFER IMPACT POINTS
- IDENTIFIED CAR BUFFER IMPACT POINTS
- IDENTIFIED RAIL FORCE POINTS
- IDENTIFIED CAR RAIL FORCE POINTS
- IDENTIFIED CAR RAIL FORCE POINTS
- IDENTIFIED CAR RAIL FORCE POINTS
- IDENTIFIED CAR RAIL FORCE POINTS



KEY PLAN



ALBANY COUNTY AIRPORT AUTHORITY



ALBANY INTERNATIONAL AIRPORT PARKING GARAGE DEEP FOUNDATION PACKAGE

ALBANY INTERNATIONAL AIRPORT PARKING GARAGE DEEP FOUNDATION PACKAGE

Revised: 03/19/19

FOUNDATION PLAN

Designed By: [Name] Drawn By: [Name] Checked By: [Name]
 Issue Date: [Date] Project No: [Number] Scale: [Scale]
 Drawing No: [Number]

S-100

WM. J. Keller and Sons Construction Corporation
DAILY RECORD OF WORK AUTHORIZED, NOT INCLUDED IN CONTRACT

Contract:		19-01 / 989-SF				Owner:		LeChase			Date:		6/28/2019 Friday				
Item No. or Description:		T&M - Move Mafia block out of parking lot (set for glycol line work).															
Name	Labor Classification	LABOR				Total	MATERIALS					EQUIPMENT					
		Hours		Rates (\$)			Material	Quant.	Cost	Tax	Total	Description	Hours	Rate	Total		
		Reg.	O.T.	Reg.	O.T.												
Chris B	Foreman	2.00	0.00	\$ 76.32	\$ 101.11	\$ 152.64					\$ -	Komatsu WA 320 Loader	2.00	\$50.00	\$ 100.00		
Gary K.	Operator	2.00	0.00	\$ 74.11	\$ 97.83	\$ 148.22					\$ -				\$ -		
Mike K	Laborer	2.00	0.00	\$ 57.21	\$ 74.00	\$ 114.42					\$ -				\$ -		
Eric P	Laborer	2.00	0.00	\$ 57.21	\$ 74.00	\$ 114.42					\$ -				\$ -		
						\$ -					\$ -				\$ -		
						\$ -					\$ -				\$ -		
						\$ -					\$ -				\$ -		
						\$ -					\$ -				\$ -		
						\$ -					\$ -				\$ -		
						\$ -					\$ -				\$ -		
						\$ -					\$ -				\$ -		
						\$ -					\$ -				\$ -		
						\$ -					\$ -				\$ -		
						\$ -					\$ -				\$ -		
						\$ -					\$ -				\$ -		
Labor Total:						\$ 529.70	Material Total:					\$ -	Equipment Total:				\$ 100.00
Grand Total =						\$ 630	10% OH&P =					\$	693				

Statement of Work Accomplished: T&M - Moved mafia block out of parking lot by revenue building. It was originally set there for the glycol line work. The glycol line re-route is not being completed any more.


CERTIFICATION: I certify to the best of my knowledge and belief, that the equipment used on this work was of the proper size and that the account herein shown is an accurate statement of the labor, materials and equipment used on this day

Signed: Jameson Phillips Date: 6/28/2019
For Contractor
Date

For Owner
Date

**WM. J. KELLER & SONS CONSTRUCTION CORP.
DAILY RECORD OF WORK AUTHORIZED, NOT INCLUDED IN CONTRACT**

Contract <i>1901</i>		Owner <i>LeChase</i>				Date <i>6/28/19</i>					
Item No. or Description <i>Move Motio. Block out of parking lot (set Farglycal line work)</i>											
LABOR			MATERIALS				EQUIPMENT				
Name	Labor Classification	Hours		Material	Quant.	Bare Cost	Trans. Taxes	Description	Hours	Rate	Cost
		Reg.	O.T.								
<i>G. Brennan</i>	<i>Excavator</i>	<i>2.0</i>						<i>komatsu WA320 loader</i>	<i>2.0</i>		
<i>G. Kondrat</i>	<i>Operator</i>	<i>2.0</i>									
<i>M. Hrobletsky</i>	<i>laborer</i>	<i>2.0</i>									
<i>E. Petrus</i>	<i>laborer</i>	<i>2.0</i>									
		<i>8.0</i>		Total for Day				Total for Day	<i>2.0</i>		

7.1.19 

STATEMENT OF WORK ACCOMPLISHED:

*move motio. block out of parking by remove building set here for gly collie work not being done and were
~~not block for work~~*

CERTIFICATION: - I certify to the best of my knowledge and belief, that the equipment used on this work was of the proper size and that the account herein shown is an accurate statement of the labor, materials and equipment used on this day.

Verified work was done.
 Crew hours remaining
 Start not notified
 Prior to start of work

Signed: *[Signature]* *7/1/19* Signed: *[Signature]* *6/28/19*

For Contractor Date For Owner Date



Change Order

WO #4800

T & J Electrical Associates LLC

5 Fairchild Square
Suite A
Clifton Park, NY 12065
Phone: 518-406-3046

LECHASE CONSTRUCTION
1473 ERIE BLVD.
SCHENECTADY, NY 12305

11 July 2019
Job ID: ALBANY AIRPORT 1050 PRKG
Albany airport

Attention: Scott Lawler

Re: Change Order CO-0017 for: Albany Airport 1050 PRKG

We are pleased to quote on the above Change Order CO-0017 as follows.

- 1.
- 2.
- 3.

We reserve the right to correct this quote for errors and or omissions. All wiring to meet the requirements of the 2017 National Electrical Code.

Bid Items	Column 1	Column 2	Column 3	Column 4	Column 5	Column 6
DIRECT LABOR HRS	16.00					
DIRECT LABOR DOLLARS		1,205.68				
MATERIAL DOLLARS		550.47				
OVERHEAD TOTAL		175.61				

Change Order Amount: \$1,931.76


Pricing:

For the Sum of \$1,931.76

The Change Order expires on .

We request an additional 0 days be added to the completion date of the project.

Sincerely,


Tony LaFoy
T & J Electrical Associates LLC

Job ID: ALBANY AIRPORT 1050 PRKG
Project: Albany Airport 1050 PRKG



CO: CO-0017: WO #4800

Takeoff

Vendor: TARGET

Labor Level: CONEST

11 Jul 2019 9:17:53

Phase: FIXTURES

Item #	Qty	U/M	Q/M	Size	Description	Material Unit	Material Result
80442	350.00	FT	M	2-2-2-4	SER CABLE ALUM	1.3733	480.67
31397	4.00	EA	M	2	PVC COUPLING	0.4740	1.90
10202	50.00	FT	M	2	PVC SCH 80	1.3002	65.01
20286	1.00	EA	M	2	PVC SCH 40 45-DEG ELBOW	1.3584	1.36
20220	1.00	EA	M	2	PVC SCH 40 90-DEG-ELBOW	1.5369	1.54
500265	16.00	EA	M	MISC	LABOR HOURS	0.0000	0.00
Phase Totals:							550.47
Job Totals:							550.47

T & J Electrical Associates LLC

5 Fairchild Square
Suite A
Clifton Park, NY 12065

Phone: 518-406-3046
Web:

T & J Electrical Associates, LLC
 5 Fairchild Square, Suite A
 Clifton Park, NY 12065

JOB INVOICE

4800

Phone 518-406-3046 Fax 518-406-3195

PHONE	DATE OF ORDER 7-8-19
ORDER TAKEN BY	CUSTOMER'S ORDER NUMBER
<input type="checkbox"/> DAY WORK <input type="checkbox"/> CONTRACT <input checked="" type="checkbox"/> EXTRA	
JOB NAME/NUMBER	ALBANY AIRPORT 3775
JOB LOCATION	
JOB PHONE	STARTING DATE

TO LECHASE CONST.

TERMS:

QTY.	MATERIAL	PRICE	AMOUNT	DESCRIPTION OF WORK
350'	4 CONDUCTOR SCR CABLE - ALUMINUM 3 # 2 AWG 1 # 4 GROUND			REWORKING ELECTRICAL LINE FOR NATIONAL GRID LIGHTS
4	2" PVC COUPLINGS			A-LINE ELECTRICAL LINE (JH)
50'	2" PVC			
1	45° ELBOW			
1	90° ELBOW			
OTHER CHARGES				
				TOTAL OTHER
		LABOR	HRS.	RATE
		A. LAFOY	8	
		F. KRAMER	8	
				AMOUNT
		TOTAL LABOR		
		TOTAL MATERIALS		
		TOTAL OTHER		
DATE COMPLETED		TOTAL MATERIALS		

~~HOLS 7/10/19~~

~~CMEX 7/11/19~~

Work ordered by _____

Signature _____

I hereby acknowledge the satisfactory completion of the above described work.

Thank You

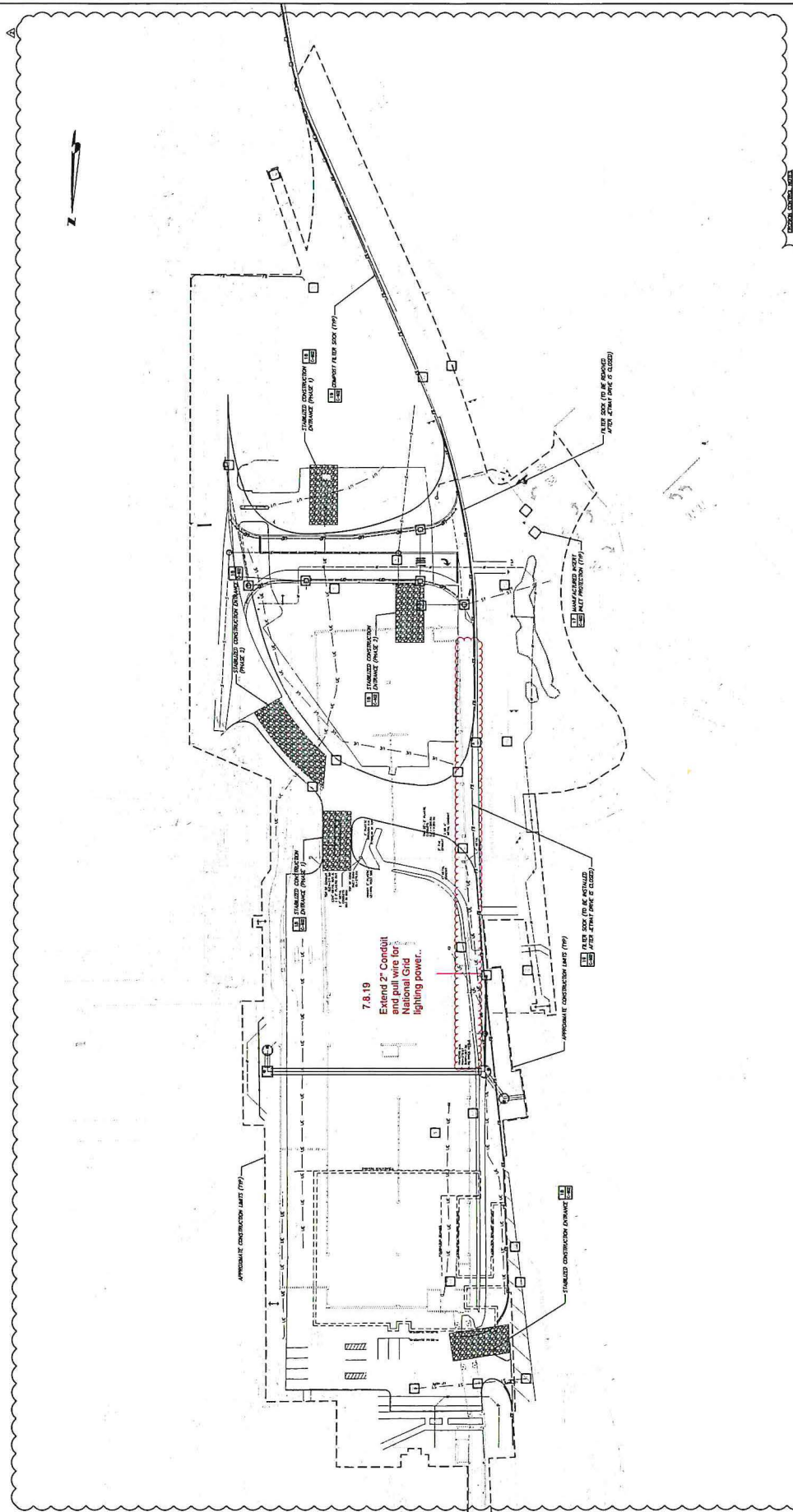
TAX	
TOTAL	



ALBANY INTERNATIONAL AIRPORT
 CHANGE SITE REMOVALS
 RELOCATION

NO.	DATE	DESCRIPTION
1		
2		
3		
4		
5		
6		
7		
8		
9		
10		
11		
12		
13		
14		
15		
16		
17		
18		
19		
20		

C-201



- CONSTRUCTION NOTES:**
1. CONTRACTOR SHALL MAINTAIN ALL DISTURBED AREAS OF THE SITE TO ORIGINAL CONDITION OR BETTER THROUGHOUT THE PERIOD OF CONSTRUCTION AND THROUGHOUT THE PERIOD OF RELOCATION.
 2. CONTRACTOR SHALL MAINTAIN ALL DISTURBED AREAS OF THE SITE TO ORIGINAL CONDITION OR BETTER THROUGHOUT THE PERIOD OF CONSTRUCTION AND THROUGHOUT THE PERIOD OF RELOCATION.
 3. CONTRACTOR SHALL MAINTAIN ALL DISTURBED AREAS OF THE SITE TO ORIGINAL CONDITION OR BETTER THROUGHOUT THE PERIOD OF CONSTRUCTION AND THROUGHOUT THE PERIOD OF RELOCATION.
 4. CONTRACTOR SHALL MAINTAIN ALL DISTURBED AREAS OF THE SITE TO ORIGINAL CONDITION OR BETTER THROUGHOUT THE PERIOD OF CONSTRUCTION AND THROUGHOUT THE PERIOD OF RELOCATION.
 5. CONTRACTOR SHALL MAINTAIN ALL DISTURBED AREAS OF THE SITE TO ORIGINAL CONDITION OR BETTER THROUGHOUT THE PERIOD OF CONSTRUCTION AND THROUGHOUT THE PERIOD OF RELOCATION.
 6. CONTRACTOR SHALL MAINTAIN ALL DISTURBED AREAS OF THE SITE TO ORIGINAL CONDITION OR BETTER THROUGHOUT THE PERIOD OF CONSTRUCTION AND THROUGHOUT THE PERIOD OF RELOCATION.
 7. CONTRACTOR SHALL MAINTAIN ALL DISTURBED AREAS OF THE SITE TO ORIGINAL CONDITION OR BETTER THROUGHOUT THE PERIOD OF CONSTRUCTION AND THROUGHOUT THE PERIOD OF RELOCATION.
 8. CONTRACTOR SHALL MAINTAIN ALL DISTURBED AREAS OF THE SITE TO ORIGINAL CONDITION OR BETTER THROUGHOUT THE PERIOD OF CONSTRUCTION AND THROUGHOUT THE PERIOD OF RELOCATION.
 9. CONTRACTOR SHALL MAINTAIN ALL DISTURBED AREAS OF THE SITE TO ORIGINAL CONDITION OR BETTER THROUGHOUT THE PERIOD OF CONSTRUCTION AND THROUGHOUT THE PERIOD OF RELOCATION.
 10. CONTRACTOR SHALL MAINTAIN ALL DISTURBED AREAS OF THE SITE TO ORIGINAL CONDITION OR BETTER THROUGHOUT THE PERIOD OF CONSTRUCTION AND THROUGHOUT THE PERIOD OF RELOCATION.
 11. CONTRACTOR SHALL MAINTAIN ALL DISTURBED AREAS OF THE SITE TO ORIGINAL CONDITION OR BETTER THROUGHOUT THE PERIOD OF CONSTRUCTION AND THROUGHOUT THE PERIOD OF RELOCATION.
 12. CONTRACTOR SHALL MAINTAIN ALL DISTURBED AREAS OF THE SITE TO ORIGINAL CONDITION OR BETTER THROUGHOUT THE PERIOD OF CONSTRUCTION AND THROUGHOUT THE PERIOD OF RELOCATION.
 13. CONTRACTOR SHALL MAINTAIN ALL DISTURBED AREAS OF THE SITE TO ORIGINAL CONDITION OR BETTER THROUGHOUT THE PERIOD OF CONSTRUCTION AND THROUGHOUT THE PERIOD OF RELOCATION.
 14. CONTRACTOR SHALL MAINTAIN ALL DISTURBED AREAS OF THE SITE TO ORIGINAL CONDITION OR BETTER THROUGHOUT THE PERIOD OF CONSTRUCTION AND THROUGHOUT THE PERIOD OF RELOCATION.
 15. CONTRACTOR SHALL MAINTAIN ALL DISTURBED AREAS OF THE SITE TO ORIGINAL CONDITION OR BETTER THROUGHOUT THE PERIOD OF CONSTRUCTION AND THROUGHOUT THE PERIOD OF RELOCATION.
 16. CONTRACTOR SHALL MAINTAIN ALL DISTURBED AREAS OF THE SITE TO ORIGINAL CONDITION OR BETTER THROUGHOUT THE PERIOD OF CONSTRUCTION AND THROUGHOUT THE PERIOD OF RELOCATION.
 17. CONTRACTOR SHALL MAINTAIN ALL DISTURBED AREAS OF THE SITE TO ORIGINAL CONDITION OR BETTER THROUGHOUT THE PERIOD OF CONSTRUCTION AND THROUGHOUT THE PERIOD OF RELOCATION.
 18. CONTRACTOR SHALL MAINTAIN ALL DISTURBED AREAS OF THE SITE TO ORIGINAL CONDITION OR BETTER THROUGHOUT THE PERIOD OF CONSTRUCTION AND THROUGHOUT THE PERIOD OF RELOCATION.
 19. CONTRACTOR SHALL MAINTAIN ALL DISTURBED AREAS OF THE SITE TO ORIGINAL CONDITION OR BETTER THROUGHOUT THE PERIOD OF CONSTRUCTION AND THROUGHOUT THE PERIOD OF RELOCATION.
 20. CONTRACTOR SHALL MAINTAIN ALL DISTURBED AREAS OF THE SITE TO ORIGINAL CONDITION OR BETTER THROUGHOUT THE PERIOD OF CONSTRUCTION AND THROUGHOUT THE PERIOD OF RELOCATION.

- LEGEND:**
- PROJECT LIMIT
 - PROJECT FLOOR BOOK
 - MANUFACTURED SOCKET
 - MANUFACTURED SOCKET WITH PROTECTION

MANUFACTURED SOCKET WITH PROTECTION TO BE INSTALLED IN ALL AREAS WHERE THE PROTECTION IS REQUIRED. THE PROTECTION SHALL BE INSTALLED IN ALL AREAS WHERE THE PROTECTION IS REQUIRED.

CONSTRUCTION NOTES:
 CONTRACTOR TO MAINTAIN ALL DISTURBED AREAS OF THE SITE TO ORIGINAL CONDITION OR BETTER THROUGHOUT THE PERIOD OF CONSTRUCTION AND THROUGHOUT THE PERIOD OF RELOCATION.

7.8.19 Extend 2" Conduit and pull wire for lighting power...

APPROXIMATE CONSTRUCTION LIMIT (PP)

FURNISHED CONSTRUCTION LIMIT (PP)

PROJECT FLOOR BOOK

MANUFACTURED SOCKET WITH PROTECTION

WM. J. Keller and Sons Construction Corporation
DAILY RECORD OF WORK AUTHORIZED, NOT INCLUDED IN CONTRACT

Contract:		19-01 / 989-SF				Owner:		LeChase				Date:		7/9/2019 Tuesday			
Item No. or Description:		T&M - Fire Hydrant Relocation															
Name	Labor Classification	LABOR Hours		Rates (\$)		Total	MATERIALS					EQUIPMENT					
		Reg.	O.T.	Reg.	O.T.		Material	Quant.	Cost	Tax	Total	Description	Hours	Rate	Total		
Chris B	Foreman	2.00	0.00	\$ 82.09	\$ 108.92	\$ 164.18	6" 45° Bend	2.00	\$137.00		\$ 274.00	Kobelco SK 115 Excavator	1.00	\$60.00	\$ 60.00		
Dan D.	Operator	1.00	0.00	\$ 79.75	\$ 105.42	\$ 79.75	6" Mega Lug	2.00	\$54.00		\$ 108.00				\$ -		
Mike K.	Laborer	2.00	0.00	\$ 61.41	\$ 79.64	\$ 122.82	Threaded Rod 3/4"	20.00	\$3.91		\$ 78.20				\$ -		
Eric P	Laborer	2.00	0.00	\$ 61.41	\$ 79.64	\$ 122.82	3/4" Nut	4.00	\$0.65		\$ 2.60				\$ -		
						\$ -	3/4" Washer	4.00	\$0.40		\$ 1.60				\$ -		
						\$ -	3/4" Eyebolt	4.00	\$3.94		\$ 15.76				\$ -		
						\$ -					\$ -				\$ -		
						\$ -					\$ -				\$ -		
						\$ -					\$ -				\$ -		
						\$ -					\$ -				\$ -		
						\$ -					\$ -				\$ -		
						\$ -					\$ -				\$ -		
						\$ -					\$ -				\$ -		
						\$ -					\$ -				\$ -		
						\$ -					\$ -				\$ -		
						\$ -					\$ -				\$ -		
Labor Total:						\$ 489.57	Material Total:					\$ 480.16	Equipment Total:				\$ 60.00
Grand Total =						\$ 1,030	10% OH&P =					\$	1,133				

Statement of Work Accomplished: T&M - All parts were needed to rod hydrant and run pipe & hydrant to location on RFI for hydrant relocation. RFI drawing showed no required fittings. Man hours are for the additional work to assemble fittings not shown.

CERTIFICATION: I certify to the best of my knowledge and belief, that the equipment used on this work was of the proper size and that the account herein shown is an accurate statement of the labor, materials and equipment used on this day

Signed: Jameson Phillips 7/9/2019
For Contractor Date

For Owner Date

WM. J. KELLER & SONS CONSTRUCTION CORP.
DAILY RECORD OF WORK AUTHORIZED, NOT INCLUDED IN CONTRACT

Contract <i>1901</i>	Owner <i>LeChase</i>	Date <i>7/13/19</i>
----------------------	----------------------	---------------------

LABOR				MATERIALS			EQUIPMENT				
Name	Labor Classification	Hours		Material	Quant.	Bare Cost	Trans. Taxes	Description	Hours	Rate	Cost
		Reg.	O.T.								
<i>L. Brennan</i>	<i>Foreman</i>	<i>2.0</i>		<i>6" 45° USA MADE BEND</i>	<i>x2</i>			<i>Kobelco 115 Ex</i>	<i>1.0</i>		
<i>D. Dodge</i>	<i>Operator</i>	<i>1.0</i>		<i>6" megalug</i>	<i>x2</i>						
<i>M. Koblenstry</i>	<i>Laborer</i>	<i>2.0</i>		<i>3/4" nut</i>							
<i>E. Peters</i>	<i>Laborer</i>	<i>2.0</i>		<i>Threaded Rod 3/4"</i>	<i>20'</i>						
				<i>3/4" nut</i>	<i>x4</i>						
				<i>3/4" washer</i>	<i>x4</i>						
				<i>3/4" eye bolt</i>	<i>x4</i>						
		<i>7.0</i>		Total for Day					Total for Day		<i>1.0</i>

Hours
7/9/19

STATEMENT OF WORK ACCOMPLISHED: All parts were needed to rod hydrant and run pipe & hydrant to location on RFI for hydrant relocation, RFI drawing showed no fittings, ~~Foreman~~ hours are for extra work to assemble fittings

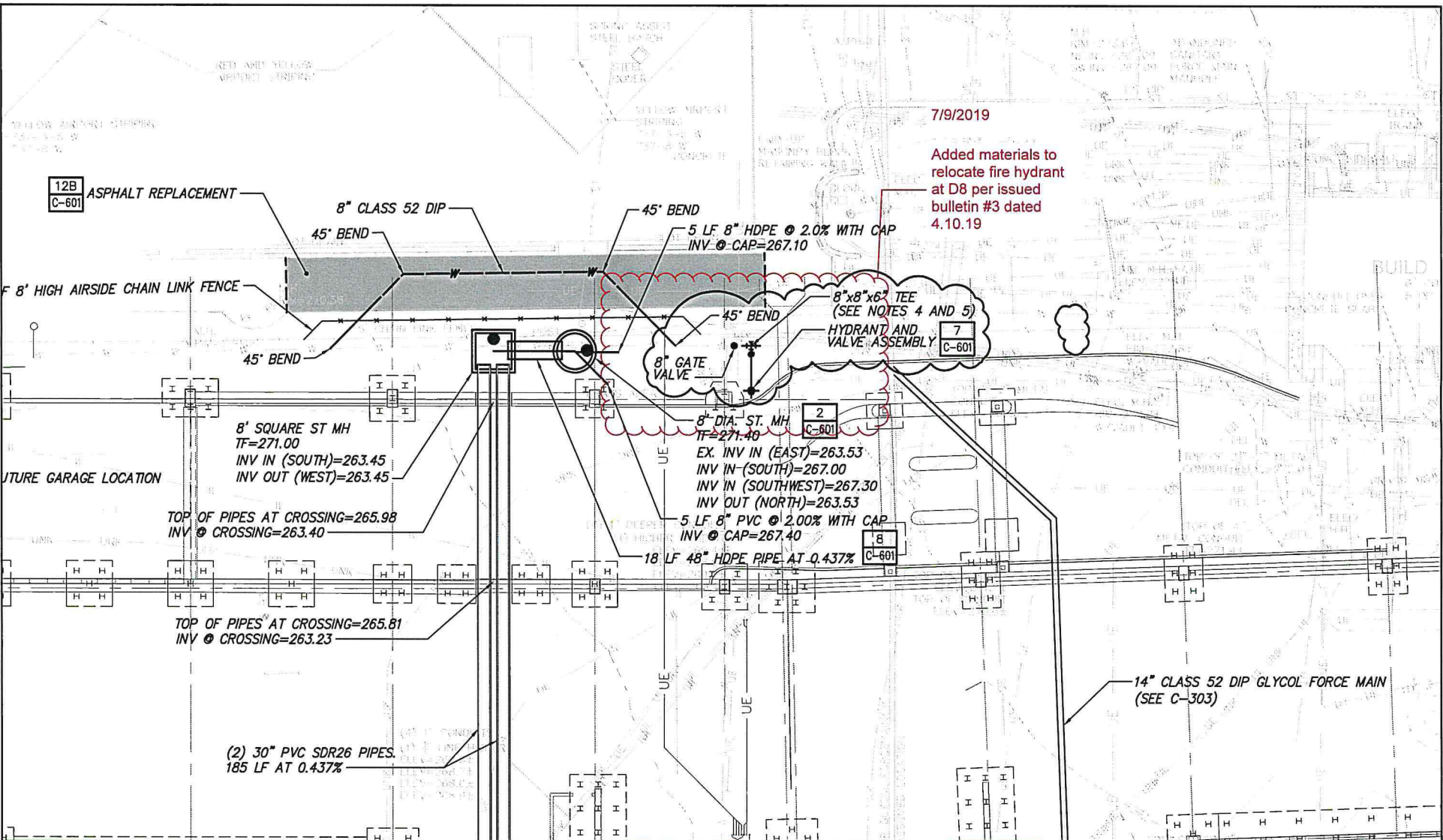
CERTIFICATION: - I certify to the best of my knowledge and belief, that the equipment used on this work was of the proper size and that the account herein shown is an accurate statement of the labor, materials and equipment used on this day.

[Signature]
7/9/19

Signed: *[Signature]* *7/9/19*
For Contractor Date

For Owner Date

File: V:\PROJECTS\NY\NY5\3503A\2001-UTILITIES\CADD\CAD\C-301 UTILTY PLAN.DWG. Saved: 4/10/2019 10:03:01 AM. Printed: 4/10/2019 10:03:25 AM. Current User: Treese, Ron LastSavedBy: 1786



7/9/2019
 Added materials to
 relocate fire hydrant
 at D8 per issued
 bulletin #3 dated
 4.10.19

12B
C-601 ASPHALT REPLACEMENT

7
C-601 HYDRANT AND VALVE ASSEMBLY

2
C-601 8" DIA. ST. MH

8
C-601 5 LF 8" PVC @ 2.00% WITH CAP

(2) 30" PVC SDR26 PIPES.
 185 LF AT 0.437%

Drawing Copyright © 2019
CHA
 11 Winery Circle, PO Box 5269
 Albany, NY 12205-0269
 518.453.4500 • www.chacompanies.com

Albany International Airport
 Capital Region Authority

ALBANY INTERNATIONAL AIRPORT PARKING GARAGE
 SITE REMOVALS AND UTILITIES RELOCATION
 DRAWING NAME:
**REVISED FIRE HYDRANT LOCATION
 AT EAST ENTRY AREA**
 (ALTERS DRAWING C-301)

PROJECT No.: 35034
 DATE: 04/10/2019
 DRAWING No.: **IB3-C-01**

Change Order Request

LeChase Construction Services, LLC
220 Harborside Drive, Suite 301
Schenectady, NY 12305
Phone: 518-388-9200

Date: 7/29/2019

Owner : Albany County Airport Authority

Project: 1934002 - Albany County Airport Contract 989-SF

Reason:

Change Order Request # : 15 - PCO #15

Description of Change: T&M work for assisting hanson well drilling

Description	Scope of Work	Cost
General Superintendent	8 hours @ 110/hour-Coordination and management of activities included herein.	880.00
Earthwork-Keller	Various T&M related items to assist hanson well drilling. All work as directed by the ACAA	7,422.00
	Subtotal of Costs	8,302.00

Change Order Add Ons

Fee	415.10
GL Insurance	88.59
P&P Bond	53.15

Total For Change Order Request

8,858.84

Albany County Airport Authority

LeChase Construction Services, LLC

Other: If Applicable

Print: _____

Print: HILLS

Print: _____

Signed: _____

Signed: 

Signed: _____

Date: _____

Date: 8.5.19

Date: _____

CHANGE ORDER REQUEST BREAKDOWN SUMMARY SHEET

Project Name: ACAA - 989-SF
Building / Area: Various

PCO #:
COR #: 15

Subcontractor/Vendor: Keller TM for Hanson
BP #: 989-SF
Change Order Source: Field direction to proceed on T&M
 Various owner direction time and material changes for unforeseen conditions & unknown utilities discovered while excavation work commenced

Item No.	WBS/CSI Cost Code	Description	Materials & Equipment				Subcontract				Fully Burdened Labor Rate				Duration						
			Qty	Unit	Unit Cost	Subtotal	Qty	Unit	Unit Cost	Subtotal	Straight Hours	Time + 1/2 Hours	Double Time Hours	Labor Costs	EO Time & 1/2	EO Double Time	Total	Start	Finish		
7.01.19		Remove debris and grade area for drill rig to setup. Set 20'x8' road plate, dug two slurry pits and unloaded casing pipe.					1	LS	\$2,753.00	\$	2,753.00										
7.08.19		Filled Hansons reservoir tank with water					1	LS	\$134.00	\$	134.00										
7.09.19		Filled Hansons reservoir tank with water					1	LS	\$134.00	\$	134.00										
7.12.19		Dug sump pit for drill rig and supplied water for their tanker truck.					1	LS	\$ 200.00	\$	200.00										
7.17.19		Excavated sump pit (10'x10'x4') next to drill rig.					1	LS	\$ 2,544.00	\$	2,544.00										
7.24.19		Assist Hanson with cleanup					1	LS	\$ 1,657.00	\$	1,657.00										
\$0.00																					

Net Subtotals:	\$0.00		Net Subtotals:	\$7,422.00	0	0	0	\$0.00	0.00	0.00	\$0.00		
Total SGA & OH+P	\$0.00	0.00%	Total SGA & OH+P	\$0.00	0.00%						Total SGA & OH+P	\$0.00	0.00%
Tax (if applicable)	\$0.00			\$0.00								\$0.00	
Total	\$0.00		Total	\$7,422.00							Total Labor:	\$0.00	
											Total Materials, Subcontract & Labor, & OH+P:	\$7,422.00	

WM. J. Keller and Sons Construction Corporation
DAILY RECORD OF WORK AUTHORIZED, NOT INCLUDED IN CONTRACT

Contract:		19-01 / 989-SF				Owner:		LeChase			Date:		7/8/2019 Monday				
Item No. or Description:		T&M - Supply water for Hanson well drilling															
Name	Labor Classification	LABOR Hours		Rates (\$)		Total	MATERIALS					EQUIPMENT					
		Reg.	O.T.	Reg.	O.T.		Material	Quant.	Cost	Tax	Total	Description	Hours	Rate	Total		
Sean C.	Foreman	1.00	0.00	\$ 82.09	\$ 108.92	\$ 82.09					\$ -	Water Truck	1.00	\$40.00	\$ 40.00		
						\$ -					\$ -				\$ -		
						\$ -					\$ -				\$ -		
						\$ -					\$ -				\$ -		
						\$ -					\$ -				\$ -		
						\$ -					\$ -				\$ -		
						\$ -					\$ -				\$ -		
						\$ -					\$ -				\$ -		
						\$ -					\$ -				\$ -		
						\$ -					\$ -				\$ -		
						\$ -					\$ -				\$ -		
						\$ -					\$ -				\$ -		
						\$ -					\$ -				\$ -		
						\$ -					\$ -				\$ -		
						\$ -					\$ -				\$ -		
						\$ -					\$ -				\$ -		
Labor Total:						\$ 82.09	Material Total:					\$ -	Equipment Total:				\$ 40.00
Grand Total =						\$ 122	10% OH&P =					\$	134				

Statement of Work Accomplished: T&M - Filled Hanson's reservoir tank with water

CERTIFICATION: I certify to the best of my knowledge and belief, that the equipment used on this work was of the proper size and that the account herein shown is an accurate statement of the labor, materials and equipment used on this day

Signed: Jameson Phillips 7/8/2019
For Contractor Date

For Owner Date

WM. J. KELLER & SONS CONSTRUCTION CORP.
DAILY RECORD OF WORK AUTHORIZED, NOT INCLUDED IN CONTRACT

HANSON WORK
 SEPERATE TRACKING

Contract <i>19-01</i>				Owner <i>Leitner</i>				Date <i>7/8/19</i>			
Item No. or Description <i>Supply water for hanson well drilling</i>											
LABOR				MATERIALS				EQUIPMENT			
Name	Labor Classification	Hours		Material	Quant.	Bare Cost	Trans. Taxes	Description	Hours	Rate	Cost
		Reg.	O.T.								
<i>Sam Colberg</i>	<i>Supt</i>	<i>1</i>						<i>water truck</i>	<i>1</i>		
				Total for Day				Total for Day			

HJKS 7/9/19

STATEMENT OF WORK ACCOMPLISHED: *filled hanson reservoir tank with water*

CERTIFICATION: - I certify to the best of my knowledge and belief, that the equipment used on this work was of the proper size and that the account herein shown is an accurate statement of the labor, materials and equipment used on this day.

[Signature] *7/9/19*

Signed: *[Signature]* *7/8/19*
 For Contractor Date

For Owner Date

WM. J. Keller and Sons Construction Corporation
DAILY RECORD OF WORK AUTHORIZED, NOT INCLUDED IN CONTRACT

Contract:		19-01 / 989-SF				Owner:		LeChase			Date:		7/9/2019 Tuesday				
Item No. or Description:		T&M - Supply water for Hanson well drilling															
Name	Labor Classification	LABOR				Total	MATERIALS					EQUIPMENT					
		Hours		Rates (\$)			Material	Quant.	Cost	Tax	Total	Description	Hours	Rate	Total		
		Reg.	O.T.	Reg.	O.T.												
Sean C.	Foreman	1.00	0.00	\$ 82.09	\$ 108.92	\$ 82.09					\$ -	Water Truck	1.00	\$40.00	\$ 40.00		
						\$ -					\$ -				\$ -		
						\$ -					\$ -				\$ -		
						\$ -					\$ -				\$ -		
						\$ -					\$ -				\$ -		
						\$ -					\$ -				\$ -		
						\$ -					\$ -				\$ -		
						\$ -					\$ -				\$ -		
						\$ -					\$ -				\$ -		
						\$ -					\$ -				\$ -		
						\$ -					\$ -				\$ -		
						\$ -					\$ -				\$ -		
						\$ -					\$ -				\$ -		
						\$ -					\$ -				\$ -		
						\$ -					\$ -				\$ -		
						\$ -					\$ -				\$ -		
Labor Total:						\$ 82.09	Material Total:					\$ -	Equipment Total:				\$ 40.00
Grand Total =						\$ 122	10% OH&P =					\$	134				

Statement of Work Accomplished: T&M - Filled Hanson's reservoir tank with water

CERTIFICATION: I certify to the best of my knowledge and belief, that the equipment used on this work was of the proper size and that the account herein shown is an accurate statement of the labor, materials and equipment used on this day

Signed: Jameson Phillips 7/9/2019
For Contractor Date _____ _____
For Owner Date

WM. J. KELLER & SONS CONSTRUCTION CORP.
DAILY RECORD OF WORK AUTHORIZED, NOT INCLUDED IN CONTRACT

HANSON WORK
 SEPERATE TRACKING

Contract <i>19-01</i>			Owner <i>Lechase</i>				Date <i>7/9/19</i>				
Item No. or Description <i>Supply water for hanson well drilling</i>											
LABOR				MATERIALS				EQUIPMENT			
Name	Labor Classification	Hours		Material	Quant.	Bare Cost	Trans. Taxes	Description	Hours	Rate	Cost
		Reg.	O.T.								
<i>John Wilson</i>	<i>Laborer</i>	<i>1</i>						<i>water truck</i>	<i>1</i>		
				Total for Day							

HWS *7/9/19*

STATEMENT OF WORK ACCOMPLISHED: *Filled water truck from Hydrat, and pumped into Hanson reserved tanks.*

CERTIFICATION: - I certify to the best of my knowledge and belief, that the equipment used on this work was of the proper size and that the account herein shown is an accurate statement of the labor, materials and equipment used on this day.

[Signature] *7/9/19*

Signed: *[Signature]* *7/9/19*
 For Contractor Date

For Owner Date

WM. J. Keller and Sons Construction Corporation
 DAILY RECORD OF WORK AUTHORIZED, NOT INCLUDED IN CONTRACT

Contract:		19-01 / 989-SF				Owner:		LeChase			Date:		7/12/2019 Friday				
Item No. or Description:		T&M - Work for Hanson well drilling															
Name	Labor Classification	LABOR				Total	MATERIALS					EQUIPMENT					
		Hours		Rates (\$)			Material	Quant.	Cost	Tax	Total	Description	Hours	Rate	Total		
		Reg.	O.T.	Reg.	O.T.												
Sean C.	Foreman	1.00	0.00	\$ 82.09	\$ 108.92	\$ 82.09					\$ -	Water Truck	1.00	\$40.00	\$ 40.00		
						\$ -					\$ -	Kobelco SK 115 Excavator	1.00	\$60.00	\$ 60.00		
						\$ -					\$ -				\$ -		
						\$ -					\$ -				\$ -		
						\$ -					\$ -				\$ -		
						\$ -					\$ -				\$ -		
						\$ -					\$ -				\$ -		
						\$ -					\$ -				\$ -		
						\$ -					\$ -				\$ -		
						\$ -					\$ -				\$ -		
						\$ -					\$ -				\$ -		
						\$ -					\$ -				\$ -		
						\$ -					\$ -				\$ -		
						\$ -					\$ -				\$ -		
						\$ -					\$ -				\$ -		
Labor Total:						\$ 82.09	Material Total:					\$ -	Equipment Total:				\$ 100.00
Grand Total =						\$ 182	10% OH&P =					\$	200				

Statement of Work Accomplished: T&M - Dug sump pit for drilling rig and supplied water for their tanker truck.

CERTIFICATION: I certify to the best of my knowledge and belief, that the equipment used on this work was of the proper size and that the account herein shown is an accurate statement of the labor, materials and equipment used on this day

Signed: Jameson Phillips 7/12/2019
 For Contractor Date For Owner Date

WM. J. Keller and Sons Construction Corporation
 DAILY RECORD OF WORK AUTHORIZED, NOT INCLUDED IN CONTRACT

Contract:		19-01 / 989-SF				Owner:		LeChase				Date:		7/17/2019		Wednesday	
Item No. or Description:		T&M - Sump pit for well driller															
Name	Labor Classification	LABOR				Total	MATERIALS					Description	Hours	Rate	Total		
		Hours		Rates (\$)			Material	Quant.	Cost	Tax	Total						
		Reg.	O.T.	Reg.	O.T.												
Sean C.	Foreman	3.00	0.00	\$ 82.09	\$ 108.92	\$ 246.27	2" Pump	1.00	\$958.33		\$ 958.33	Kobelco SK 115 Excavator	3.00	\$60.00	\$ 180.00		
Al D.	Operator	3.00	0.00	\$ 79.75	\$ 105.42	\$ 239.25	2" Discharge Hose	1.00	\$150.00		\$ 150.00	Rental Tri-axle	2.00	\$85.00	\$ 170.00		
John W.	Laborer	3.00	0.00	\$ 61.41	\$ 79.64	\$ 184.23					\$ -				\$ -		
John S.	Laborer	3.00	0.00	\$ 61.41	\$ 79.64	\$ 184.23					\$ -				\$ -		
						\$ -					\$ -				\$ -		
						\$ -					\$ -				\$ -		
						\$ -					\$ -				\$ -		
						\$ -					\$ -				\$ -		
						\$ -					\$ -				\$ -		
						\$ -					\$ -				\$ -		
						\$ -					\$ -				\$ -		
						\$ -					\$ -				\$ -		
						\$ -					\$ -				\$ -		
						\$ -					\$ -				\$ -		
						\$ -					\$ -				\$ -		
						\$ -					\$ -				\$ -		
Labor Total:						\$ 853.98	Material Total:		\$ 1,108.33			Equipment Total:		\$ 350.00			
Grand Total =		\$ 2,312				10% OH&P =				\$ 2,544							

Statement of Work Accomplished: T&M - Excavated a 10' x 10' x 4' hole next to hanson well drilling. To retain water to be pumped into catch basin.

CERTIFICATION: I certify to the best of my knowledge and belief, that the equipment used on this work was of the proper size and that the account herein shown is an accurate statement of the labor, materials and equipment used on this day

Signed: Jameson Phillips	7/17/2019		
For Contractor	Date	For Owner	Date

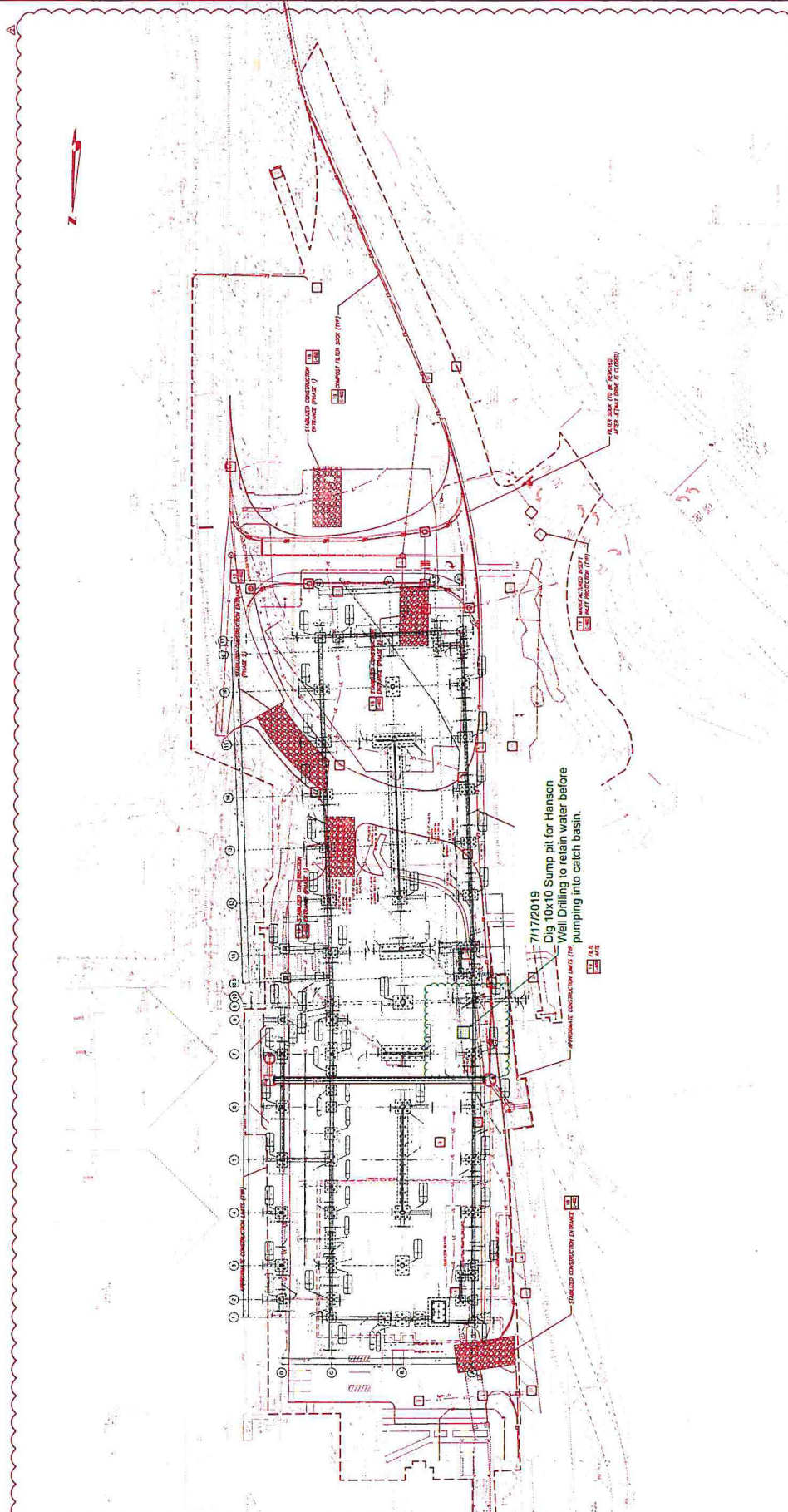


THE STATE OF NEW YORK
 DEPARTMENT OF ENVIRONMENTAL CONSERVATION
 DIVISION OF WATER

ALBANY INTERNATIONAL AIRPORT
 CONSTRUCTION PERMITS
 CONSTRUCTION PERMIT NO. 100-100-00000

NO.	DATE	DESCRIPTION	BY	CHKD.
1	7/17/2019	ISSUED		

C-201



7/17/2019
 Dig 10x10 Sump pit for Hanson
 Well Drilling to retain water before
 pumping into catch basin.

- CONSTRUCTION NOTES:**
1. ALL CONSTRUCTION SHALL BE ACCORDING TO THE APPROVAL TO DO AS SHOWN UNLESS OTHERWISE INDICATED.
 2. THE CONTRACTOR SHALL BE RESPONSIBLE FOR OBTAINING ALL NECESSARY PERMITS AND APPROVALS FROM ALL AFFECTED AGENCIES.
 3. NO LANE CHANGES OR OTHERS SHALL BE MADE WITHOUT PROPER NOTIFICATION TO THE STATE OF NEW YORK DEPARTMENT OF TRANSPORTATION AND THE LOCAL COMMUNITY.
 4. THE CONTRACTOR SHALL MAINTAIN ACCESS TO ALL UTILITIES AT ALL TIMES.
 5. ALL EROSION CONTROL MEASURES SHALL BE INSTALLED AS SPECIFIED WHEN 75% OF THE CONSTRUCTION AREA IS EXPOSED AND MAINTAINED AS SPECIFIED THROUGHOUT THE PROJECT.
 6. ALL EROSION CONTROL MEASURES SHALL BE MAINTAINED THROUGHOUT THE PROJECT.
 7. ALL EROSION CONTROL MEASURES SHALL BE MAINTAINED THROUGHOUT THE PROJECT.
 8. ALL EROSION CONTROL MEASURES SHALL BE MAINTAINED THROUGHOUT THE PROJECT.
 9. ALL EROSION CONTROL MEASURES SHALL BE MAINTAINED THROUGHOUT THE PROJECT.
 10. ALL EROSION CONTROL MEASURES SHALL BE MAINTAINED THROUGHOUT THE PROJECT.
 11. ALL EROSION CONTROL MEASURES SHALL BE MAINTAINED THROUGHOUT THE PROJECT.
 12. ALL EROSION CONTROL MEASURES SHALL BE MAINTAINED THROUGHOUT THE PROJECT.
 13. ALL EROSION CONTROL MEASURES SHALL BE MAINTAINED THROUGHOUT THE PROJECT.
 14. ALL EROSION CONTROL MEASURES SHALL BE MAINTAINED THROUGHOUT THE PROJECT.
 15. ALL EROSION CONTROL MEASURES SHALL BE MAINTAINED THROUGHOUT THE PROJECT.

- OVERALL EROSION AND SEDIMENT CONTROL PLAN**
1. ALL EROSION CONTROL MEASURES SHALL BE INSTALLED IN ALL AREAS OF THE SITE WHERE EROSION OR SEDIMENTATION IS LIKELY TO OCCUR.
 2. ALL EROSION CONTROL MEASURES SHALL BE MAINTAINED THROUGHOUT THE PROJECT.
 3. ALL EROSION CONTROL MEASURES SHALL BE MAINTAINED THROUGHOUT THE PROJECT.
 4. ALL EROSION CONTROL MEASURES SHALL BE MAINTAINED THROUGHOUT THE PROJECT.
 5. ALL EROSION CONTROL MEASURES SHALL BE MAINTAINED THROUGHOUT THE PROJECT.
 6. ALL EROSION CONTROL MEASURES SHALL BE MAINTAINED THROUGHOUT THE PROJECT.
 7. ALL EROSION CONTROL MEASURES SHALL BE MAINTAINED THROUGHOUT THE PROJECT.
 8. ALL EROSION CONTROL MEASURES SHALL BE MAINTAINED THROUGHOUT THE PROJECT.
 9. ALL EROSION CONTROL MEASURES SHALL BE MAINTAINED THROUGHOUT THE PROJECT.
 10. ALL EROSION CONTROL MEASURES SHALL BE MAINTAINED THROUGHOUT THE PROJECT.
 11. ALL EROSION CONTROL MEASURES SHALL BE MAINTAINED THROUGHOUT THE PROJECT.
 12. ALL EROSION CONTROL MEASURES SHALL BE MAINTAINED THROUGHOUT THE PROJECT.
 13. ALL EROSION CONTROL MEASURES SHALL BE MAINTAINED THROUGHOUT THE PROJECT.
 14. ALL EROSION CONTROL MEASURES SHALL BE MAINTAINED THROUGHOUT THE PROJECT.
 15. ALL EROSION CONTROL MEASURES SHALL BE MAINTAINED THROUGHOUT THE PROJECT.

- LEGEND:**
- PROJECT LIMIT
 - CONSTRUCTION LIMIT
 - EROSION CONTROL MEASURE
 - SEDIMENT CONTROL MEASURE
 - WATER COLLECTION MEASURE

CONTRACTOR SHALL MAINTAIN ALL DISTURBED AREAS OF THE SITE IN A STATE OF GOOD PRACTICE THROUGHOUT THE DURATION OF CONSTRUCTION AND FOR A PERIOD OF 90 DAYS AFTER THE COMPLETION OF CONSTRUCTION.

CONSTRUCTION NOTES:
 CONTRACTOR TO MAINTAIN ALL DISTURBED AREAS OF THE SITE IN A STATE OF GOOD PRACTICE THROUGHOUT THE DURATION OF CONSTRUCTION AND FOR A PERIOD OF 90 DAYS AFTER THE COMPLETION OF CONSTRUCTION.

CONSTRUCTION NOTES:
 CONTRACTOR TO MAINTAIN ALL DISTURBED AREAS OF THE SITE IN A STATE OF GOOD PRACTICE THROUGHOUT THE DURATION OF CONSTRUCTION AND FOR A PERIOD OF 90 DAYS AFTER THE COMPLETION OF CONSTRUCTION.

CONSTRUCTION NOTES:
 CONTRACTOR TO MAINTAIN ALL DISTURBED AREAS OF THE SITE IN A STATE OF GOOD PRACTICE THROUGHOUT THE DURATION OF CONSTRUCTION AND FOR A PERIOD OF 90 DAYS AFTER THE COMPLETION OF CONSTRUCTION.

CONSTRUCTION NOTES:
 CONTRACTOR TO MAINTAIN ALL DISTURBED AREAS OF THE SITE IN A STATE OF GOOD PRACTICE THROUGHOUT THE DURATION OF CONSTRUCTION AND FOR A PERIOD OF 90 DAYS AFTER THE COMPLETION OF CONSTRUCTION.

CONSTRUCTION NOTES:
 CONTRACTOR TO MAINTAIN ALL DISTURBED AREAS OF THE SITE IN A STATE OF GOOD PRACTICE THROUGHOUT THE DURATION OF CONSTRUCTION AND FOR A PERIOD OF 90 DAYS AFTER THE COMPLETION OF CONSTRUCTION.

WM. J. Keller and Sons Construction Corporation
DAILY RECORD OF WORK AUTHORIZED, NOT INCLUDED IN CONTRACT

Contract:		19-01 / 989-SF					Owner:		LeChase			Date:		7/24/2019 Wednesday			
Item No. or Description:		T&M - Hanson Well cleanup / remediation															
Name	Labor Classification	LABOR Hours		Rates (\$)		Total	MATERIALS					EQUIPMENT					
		Reg.	O.T.	Reg.	O.T.		Material	Quant.	Cost	Tax	Total	Description	Hours	Rate	Total		
Sean C.	Foreman	3.00	0.00	\$ 82.09	\$ 108.92	\$ 246.27					\$ -	Komatsu WA 320 Loader	2.00	\$50.00	\$ 100.00		
Nick H.	Operator	4.00	0.00	\$ 79.75	\$ 105.42	\$ 319.00					\$ -	CAT 314 Excavator	2.00	\$70.00	\$ 140.00		
John S.	Laborer	4.00	0.00	\$ 61.41	\$ 79.64	\$ 245.64					\$ -	F-350 Utility Truck	3.00	\$29.00	\$ 87.00		
Mike K.	Laborer	2.00	0.00	\$ 61.41	\$ 79.64	\$ 122.82					\$ -				\$ -		
Mike M.	Laborer	2.00	0.00	\$ 61.41	\$ 79.64	\$ 122.82					\$ -				\$ -		
S. L.	Laborer	2.00	0.00	\$ 61.41	\$ 79.64	\$ 122.82					\$ -				\$ -		
						\$ -					\$ -				\$ -		
						\$ -					\$ -				\$ -		
						\$ -					\$ -				\$ -		
						\$ -					\$ -				\$ -		
						\$ -					\$ -				\$ -		
						\$ -					\$ -				\$ -		
						\$ -					\$ -				\$ -		
						\$ -					\$ -				\$ -		
						\$ -					\$ -				\$ -		
Labor Total:						\$ 1,179.37	Material Total:					\$ -	Equipment Total:				\$ 327.00
Grand Total =						\$ 1,506	10% OH&P =					\$	1,657				

Statement of Work Accomplished: T&M - Move 20' x 8' road plate and 4' x 7' road plate used by Hanson for drilling. Back dragged piles left by Hanson, excavated to remove 3" pump, and backfilled with stone. Picked up 3" pump and all 3" hoses.

CERTIFICATION: I certify to the best of my knowledge and belief, that the equipment used on this work was of the proper size and that the account herein shown is an accurate statement of the labor, materials and equipment used on this day

Signed: Jameson Phillips 7/24/2019
For Contractor Date

For Owner Date

WM. J. KELLER & SONS CONSTRUCTION CORP.
 DAILY RECORD OF WORK AUTHORIZED, NOT INCLUDED IN CONTRACT

HANSON


Contract 1901 Owner Lechase Date 7/24/19


Item No. or Description Hanson Well cleanup / Remediation

LABOR				MATERIALS				EQUIPMENT			
Name	Labor Classification	Hours		Material	Quant.	Bare Cost	Trans. Taxes	Description	Hours	Rate	Cost
		Reg.	O.T.								
C. Brennan	Foreman	3.0						KOMATSU WA 320 Loader	2.0		
N. Hoffman	Operator	4.0						CAT 314 Excavator	2.0		
J. Stevens	Laborer	4.0						Ford F250 P/U	3.0		
M. Koblenky	Laborer	2.0									
M. Medert	Laborer	2.0									
S. Leach	Laborer	2.0									
		17.0		Total for Day				Total for Day	7.0		

STATEMENT OF WORK ACCOMPLISHED: move 20' x 8' roadplate and 4' x 7' roadplate used by Hanson for Drill Rig
backdraggd piles left by Hanson, excavated to remove 3" elec. pump, backfilled hole w/ Stone, picked up elec. pump and all
3" hoses

CERTIFICATION: - I certify to the best of my knowledge and belief, that the equipment used on this work was of the proper size and that the account herein shown is an accurate statement of the labor, materials and equipment used on this day.

Signed:  7/24/19
 For Contractor Date

 7/25/19
 For Owner Date

Change Order Request

LeChase Construction Services, LLC
220 Harborside Drive, Suite 301
Schenectady, NY 12305
Phone: 518-388-9200

Date: 7/29/2019

Owner : Albany County Airport Authority

Project: 1934002 - Albany County Airport Contract 989-SF

Reason:

Change Order Request # : 16 - PCO #16

Description of Change: T&M work for assisting C&C abatement-As directed by Rob Wagner from Turner Construction-Earthwork as required to cleanup etc.

Description	Scope of Work	Cost
General Superintendent	4 hours @ 110/hour-Coordination and management of activities included herein.	440.00
Earthwork-Keller		2,379.00
	Subtotal of Costs	2,819.00

Change Order Add Ons

Fee	140.95
GL Insurance	30.07
P&P Bond	18.05

Total For Change Order Request

3,008.07

Albany County Airport Authority

LeChase Construction Services, LLC


Other: If Applicable

Print: _____

Print: HILLS

Print: _____

Signed: _____

Signed: 

Signed: _____

Date: _____

Date: 8.5.19

Date: _____

CHANGE ORDER REQUEST BREAKDOWN SUMMARY SHEET

Project Name: ACAA - 989-SF
 Building / Area: Various

PCO #: 16
 COR #: 16

Subcontractor/Vendor: Keller assist C&C
 BP #: 989-SF
 Change Order Source: Field direction to proceed on T&M
 Various owner direction time and material changes for unforeseen conditions & unknown utilities discovered while excavation work commenced

Item No.	WBS/CSI Cost Code	Description	Materials & Equipment				Subcontract				Straight Hours	Time + 1/2 Hours	Fully Burdened Labor Rate			Total	Start	Finish
			Qty	Unit	Unit Cost	Subtotal	Qty	Unit	Unit Cost	Subtotal			Labor Costs					
													Straight Time	EO Time & 1/2	EO Double Time			
7.15.19		Use of water truck to wet down abatement					1	LS	\$311.00	\$	311.00							
7.16.19		Use of water truck to wet down abatement					1	LS	\$487.00	\$	487.00							
7.25.19		Assist hanson with water truck and ductbank removal. Moved material to get C&C in location to do work. Hauled excess material out from duct bank excavation.					1	LS	\$1,581.00	\$	1,581.00							
\$0.00																		
Net Subtotals:			\$0.00				Net Subtotals:			\$2,379.00	0	0	0	\$0.00	0.00	0.00	\$0.00	
Total SGA & OH+P			\$0.00	0.00%			Total SGA & OH+P			\$0.00	0.00%			Total SGA & OH+P			\$0.00	0.00%
Tax (if applicable)			\$0.00							\$0.00							\$0.00	
Total			\$0.00				Total			\$2,379.00				Total Labor:			\$0.00	
Total Materials, Subcontract & Labor, & OH+P: \$2,379.00																		

WM. J. Keller and Sons Construction Corporation
DAILY RECORD OF WORK AUTHORIZED, NOT INCLUDED IN CONTRACT

Contract:		19-01 / 989-SF				Owner:		LeChase			Date:		7/15/2019 Monday			
Item No. or Description:		T&M - Water truck / C&C Abatement														
Name	Labor Classification	LABOR Hours		Rates (\$)		Total	MATERIALS					EQUIPMENT				
		Reg.	O.T.	Reg.	O.T.		Material	Quant.	Cost	Tax	Total	Description	Hours	Rate	Total	
Sean C.	Foreman	1.50	0.00	\$ 82.09	\$ 108.92	\$ 123.14					\$ -	Water Truck	4.00	\$40.00	\$ 160.00	
						\$ -					\$ -				\$ -	
						\$ -					\$ -				\$ -	
						\$ -					\$ -				\$ -	
						\$ -					\$ -				\$ -	
						\$ -					\$ -				\$ -	
						\$ -					\$ -				\$ -	
						\$ -					\$ -				\$ -	
						\$ -					\$ -				\$ -	
						\$ -					\$ -				\$ -	
						\$ -					\$ -				\$ -	
						\$ -					\$ -				\$ -	
						\$ -					\$ -				\$ -	
						\$ -					\$ -				\$ -	
						\$ -					\$ -				\$ -	
						\$ -					\$ -				\$ -	
Labor Total:						\$ 123.14	Material Total:					\$ -	Equipment Total:			\$ 160.00
Grand Total =						\$ 283	10% OH&P =					\$	311			

Statement of Work Accomplished: T&M - Use of water truck to wet down abatement.

CERTIFICATION: I certify to the best of my knowledge and belief, that the equipment used on this work was of the proper size and that the account herein shown is an accurate statement of the labor, materials and equipment used on this day

Signed: Jameson Phillips 7/15/2019
For Contractor Date

For Owner Date

WM. J. KELLER & SONS CONSTRUCTION CORP.
DAILY RECORD OF WORK AUTHORIZED, NOT INCLUDED IN CONTRACT

Contract <i>19-01</i>			Owner <i>Lechase</i>			Date <i>7/15/19</i>					
Item No. or Description <i>water truck / C+G ABATEMENT</i>											
LABOR				MATERIALS				EQUIPMENT			
Name	Labor Classification	Hours		Material	Quant.	Bare Cost	Trans. Taxes	Description	Hours	Rate	Cost
		Reg.	O.T.								
<i>Sam Celler</i>	<i>Sup</i>	<i>1 1/2</i>						<i>water truck</i>	<i>4</i>		
				Total for Day				Total for Day			

HOURS *7.16.19*

CME: X

STATEMENT OF WORK ACCOMPLISHED: *use of water truck to wet down Abatement*

CERTIFICATION: - I certify to the best of my knowledge and belief, that the equipment used on this work was of the proper size and that the account herein shown is an accurate statement of the labor, materials and equipment used on this day.

[Signature] *7/15/19*

Signed: *[Signature]* *7/15/19*
 For Contractor Date

For Owner Date

WM. J. Keller and Sons Construction Corporation
 DAILY RECORD OF WORK AUTHORIZED, NOT INCLUDED IN CONTRACT

Contract:		19-01 / 989-SF				Owner:		LeChase			Date:		7/16/2019 Tuesday			
Item No. or Description:		T&M - Water truck / C&C Abatement														
Name	Labor Classification	LABOR Hours		Rates (\$)		Total	MATERIALS					EQUIPMENT				
		Reg.	O.T.	Reg.	O.T.		Material	Quant.	Cost	Tax	Total	Description	Hours	Rate	Total	
Sean C.	Foreman	1.50	0.00	\$ 82.09	\$ 108.92	\$ 123.14					\$ -	Water Truck	8.00	\$40.00	\$ 320.00	
						\$ -					\$ -				\$ -	
						\$ -					\$ -				\$ -	
						\$ -					\$ -				\$ -	
						\$ -					\$ -				\$ -	
						\$ -					\$ -				\$ -	
						\$ -					\$ -				\$ -	
						\$ -					\$ -				\$ -	
						\$ -					\$ -				\$ -	
						\$ -					\$ -				\$ -	
						\$ -					\$ -				\$ -	
						\$ -					\$ -				\$ -	
						\$ -					\$ -				\$ -	
						\$ -					\$ -				\$ -	
						\$ -					\$ -				\$ -	
						\$ -					\$ -				\$ -	
Labor Total:						\$ 123.14	Material Total:					\$ -	Equipment Total:			\$ 320.00
Grand Total =						\$ 443	10% OH&P =					\$	487			

Statement of Work Accomplished: T&M - Use of water truck to wet down abatement.

CERTIFICATION: I certify to the best of my knowledge and belief, that the equipment used on this work was of the proper size and that the account herein shown is an accurate statement of the labor, materials and equipment used on this day

Signed: Jameson Phillips 7/16/2019
 For Contractor Date

 For Owner Date

WM. J. Keller and Sons Construction Corporation
DAILY RECORD OF WORK AUTHORIZED, NOT INCLUDED IN CONTRACT

Contract:		19-01 / 989-SF					Owner:		LeChase			Date:		7/25/2019 Thursday	
Item No. or Description:		T&M - Assist C&C with asbestos duct bank removal													
Name	Labor Classification	LABOR Hours		Rates (\$)		Total	MATERIALS					EQUIPMENT			
		Reg.	O.T.	Reg.	O.T.		Material	Quant.	Cost	Tax	Total	Description	Hours	Rate	Total
Sean C.	Foreman	3.00	0.00	\$ 82.09	\$ 108.92	\$ 246.27					\$ -	Rental Tri-axle	2.00	\$85.00	\$ 170.00
John S.	Laborer	3.00	0.00	\$ 61.41	\$ 79.64	\$ 184.23					\$ -	Mack Tri-axle Dumptruck	2.00	\$40.00	\$ 80.00
John W.	Laborer	3.00	0.00	\$ 61.41	\$ 79.64	\$ 184.23					\$ -	CAT 314 Excavator	3.00	\$70.00	\$ 210.00
Greg K.	Operator	3.00	0.00	\$ 79.75	\$ 105.42	\$ 239.25					\$ -				\$ -
Luis P.	Teamster	2.00	0.00	\$ 61.58	\$ 79.04	\$ 123.16					\$ -				\$ -
						\$ -					\$ -				\$ -
						\$ -					\$ -				\$ -
						\$ -					\$ -				\$ -
						\$ -					\$ -				\$ -
						\$ -					\$ -				\$ -
						\$ -					\$ -				\$ -
						\$ -					\$ -				\$ -
						\$ -					\$ -				\$ -
						\$ -					\$ -				\$ -
						\$ -					\$ -				\$ -
						\$ -					\$ -				\$ -
						\$ -					\$ -				\$ -
Labor Total:						\$ 977.14	Material Total:				\$ -	Equipment Total:			\$ 460.00
Grand Total =						\$ 1,437	10% OH&P =				\$	1,581			

Statement of Work Accomplished: T&M - Move two generators, rebar, and misc. material. Leveled area for duct bank removal. Hauled out excavated material from duct bank excavation.

CERTIFICATION: I certify to the best of my knowledge and belief, that the equipment used on this work was of the proper size and that the account herein shown is an accurate statement of the labor, materials and equipment used on this day

Signed: Jameson Phillips 7/25/2019
For Contractor Date

For Owner Date

Change Order Request

LeChase Construction Services, LLC
 220 Harborside Drive, Suite 301
 Schenectady, NY 12305
 Phone: 518-388-9200

Date: 8/5/2019

Owner : Albany County Airport Authority


Project: 1934002 - Albany County Airport Contract 989-SF

Reason:

Change Order Request # : 18 - PCO #18

Description of Change: T&M work per work authorization to shoreup duct bank, chip concrete, remove laitence, and perform remedial work associated with the ductbank cutting through column B17

Description	Scope of Work	Cost
General Superintendent	4 hours @ 110/hour-Coordination and management of activities included herein.	440.00
Small Tools & Expendables-Light Plants		4,013.28
Concrete-LCS Concrete		2,258.30
Earthwork-Keller		1,725.00
Subtotal of Costs		8,436.58
 <u>Change Order Add Ons</u>		
	Fee	421.83
	GL Insurance	90.02
	P&P Bond	54.01
Total For Change Order Request		9,002.44

Albany County Airport Authority	LeChase Construction Services, LLC	Other: If Applicable
Print: _____	Print: <u>HILLS</u>	Print: _____
Signed: _____	Signed: 	Signed: _____
Date: _____	Date: <u>8.5.19</u>	Date: _____

CHANGE ORDER REQUEST BREAKDOWN SUMMARY SHEET

Project Name: ACAA - 989-SF
 Building / Area: Various

PCO #:
 COR #: 18

Subcontractor/Vendor: LeChase/Keller Removal Concrete from Ductbank
 BP #: 989-SF
 Change Order Source: Field direction to proceed on T&M

Various owner direction time and material changes for unforeseen conditions & unknown utilities discovered while excavation work commenced

Item No.	WBS/CSI Cost Code	Description	Materials & Equipment				Subcontract				Fully Burdened Labor Rate					Duration							
			Qty	Unit	Unit Cost	Subtotal	Qty	Unit	Unit Cost	Subtotal	Straight Hours	Time + 1/2 Hours	Double Time Hours	Labor Costs			Total	Start	Finish				
														Straight Time	EO Time & 1/2	EO Double Time							
	7.31.19	Chip concrete off of ductbank that runs through B17 pile cap. Remediation of an unsafe condition.					1	LS	\$2,258.30	\$	2,258.30												
	8.1.19	Remove chipped off concrete chunks rom B17 pile cap excavation, regrade and add aditional sheeting					1	LS	\$1,725.00	\$	1,725.00												
Net Subtotals:					\$0.00				\$3,983.30		0	0	0	\$0.00	0.00	0.00					\$0.00		
Total SGA & OH+P					\$0.00	0.00%			\$0.00	0.00%												\$0.00	0.00%
Tax (if applicable)					\$0.00				\$0.00														\$0.00
Total					\$0.00				\$3,983.30														\$0.00
												Total Labor:						\$0.00					
												Total Materials, Subcontract & Labor, & OH+P:								\$3,983.30			

LeChase Construction
 ATTACH COPY OF MATERIAL TRANSFER TO THIS WORK ORDER
 DAILY TIME AND MATERIAL WORK ORDER

Date: 7/31/2019		Contract: ACAA 989-SF					Project Number: 1934002					#:					
P.C.:		P.C. Complete:					P.C. Incomplete:										
Description of Work Completed: B17 Ductbank - Concrete Removal																	
LABOR								MATERIALS				EQUIPMENT					
Name	Cost Code	Labor Classification	Hours		Rates (\$)		Total	Material	Quant.	Unit	Unit Cost	Total	Description	Hours	Rate	Total	
			Reg.	O.T.	Reg.	O.T.											
C. Desermeau	8	Laborer Foreman		6.00		\$ 78.00	\$ 468.00					\$ -	80 CFM Compressor	6.00		\$ 100.00	
W. Oldorff	4	Carpenter Foreman		5.00		\$ 90.00	\$ 450.00					\$ -	2 Hose Lengths	6.00		\$ 150.00	
B. Bochenek	12	Asst. Superintendent	3.00	3.00	\$ 75.00	\$ 95.00	\$ 510.00					\$ -	60lb Chipping Hammer	6.00		\$ 60.00	
A. Perrotti	11	Conc. Superintendent		3.00		\$ 95.00	\$ 285.00					\$ -	Dewalt Chipping Hammer	6.00		\$ 30.00	
							\$ -					\$ -				\$ -	
							\$ -					\$ -	Shoring By United			\$ -	
							\$ -					\$ -	Cleanup/Excavator by Keller			\$ -	
							\$ -					\$ -				\$ -	
							\$ -					\$ -				\$ -	
							\$ -					\$ -				\$ -	
							\$ -					\$ -				\$ -	
							\$ -					\$ -				\$ -	
							\$ -					\$ -				\$ -	
							\$ -					\$ -				\$ -	
							\$ -					\$ -				\$ -	
							\$ -					\$ -				\$ -	
							\$ -					\$ -				\$ -	
Labor Total:							\$ 1,713.00	Material Total:				\$ 0.00	Equipment Total:				\$ 340.00
Grand Total =							\$ 2,053.00	10% OH&P				=	\$ 2,258.30				
Summary of Today's Work Performed Under this P.C.																	
Note: Only staff available on overtime from other projects or staying late on this project. Chipped concrete away from ductbank that runs through B17 Pile cap. Unsafe condition remediation.																	

Signed _____

_____ Date

LeCHASE CONSTRUCTION

No. 004552

ATTACH COPY OF MATERIAL TRANSFER TO THIS WORK ORDER
DAILY TIME AND MATERIAL WORK ORDER

DATE 7/31/19 OWNER JOB NO. 989-SF P.C. _____ PROJECT NO. 1934002

WORK BEING PERFORMED FOR 817 DUCTBANK P.C. COMPLETE _____ INCOMPLETE _____

COST CODE	CLASS	NAME	REGULAR HOURS	OVER TIME	RATE INCL. INS./TAXES	DOLLAR AMOUNT	LCS & RENTAL EQUIPMENT WORKING TODAY <input type="checkbox"/> YES <input type="checkbox"/> NO					
							DELIVERY TICKET NO.	TYPE OF EQUIPMENT	LCS/VENDOR	HOURS WORKED	RATE	DOLLAR AMOUNT
08		C. DESERMEAN		6				50 CPM COMPRESSOR				
04		W. OLDRUFF		5				2 HIRE LIGHTS				
12		B. BOCHENEK	3	3				60# JACK HAMMER				
11		A. PEROTTI		3				DEMOLIT CHIPPING HAMMER				
<div style="border: 1px solid red; border-radius: 50%; padding: 10px; display: inline-block;"> ALL OT SEE NOTE BELOW. </div>							ALL 6 HOURS					

MATERIAL USED TODAY <input type="checkbox"/> YES <input type="checkbox"/> NO					
DELIVERY TICKET NO.	LCS YARD VENDOR NO.	P.O. NO.	QTY.	DESCRIPTION	DOLLAR AMOUNT
/					

LABOR CLASSIFICATION CODES			
01 MASON	08 LABOR FORMAN		
02 MASON FOREMAN	09 SHOP LABOR		
03 CARPENTER	10 SURVEYOR		
04 CARPENTER FOREMAN	11 SUPERINTENDENT		
05 TEAMSTER	12 ASST. SUPERINTENDENT		
06 ENGINEER	13 PROJECT MANAGER		
07 LABORER			
OTHER CHARGES	HOURS	RATE	DOLLARS
CARTAGE			
DUMPSTER			
TOTAL OTHER CHARGES			

SUB TOTAL MATERIAL	
TAXES	
TOTAL MATERIAL	

CUSTOMER	<i>[Signature]</i> 8/1/19
JOB SUPT.	<i>[Signature]</i>
DATE	8.1.19
L	
M	
E	
FEE	
TOTAL	

SUMMARY OF TODAY'S WORK PERFORMED UNDER THIS P.C.
NOTE: ONLY STAFF AVAILABLE ON OVERTIME FROM OTHER PROJECTS. OF STAYING LATE ON THIS PROJECT.
*** CHIP CONCRETE @ 817 DUCTBANK UNSAFE CONDITION REMEDIATION.**

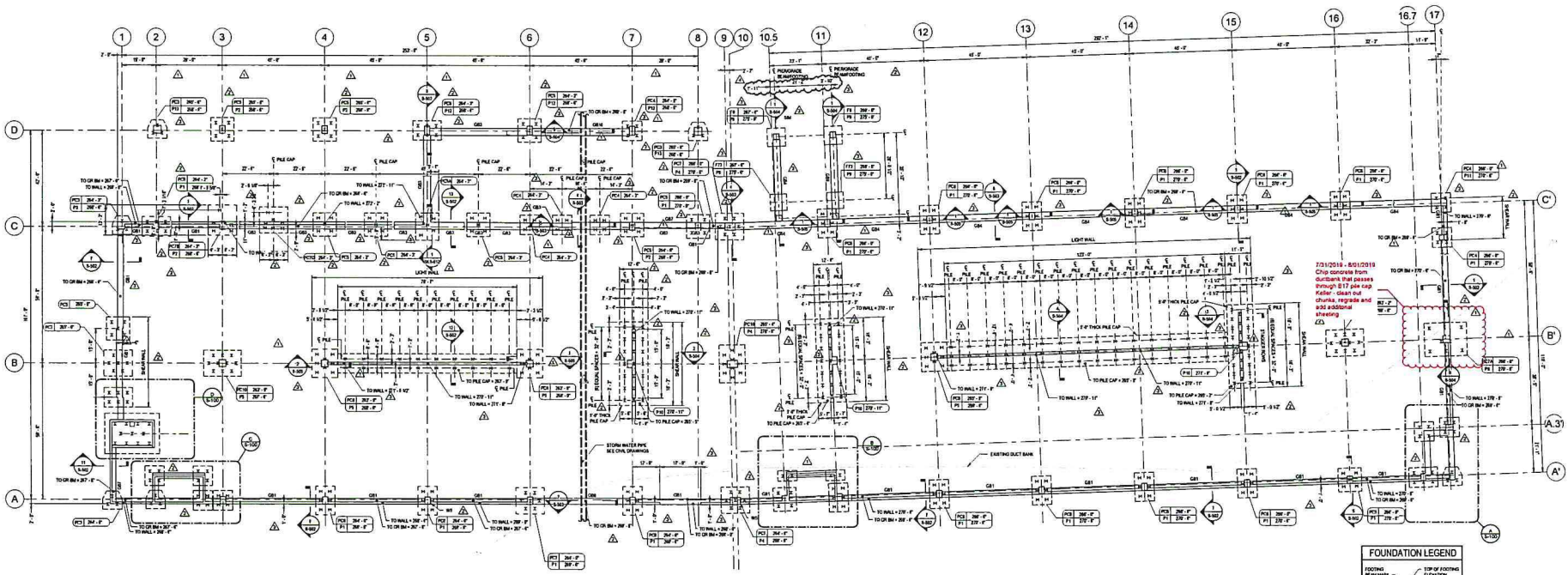
WM. J. Keller and Sons Construction Corporation
DAILY RECORD OF WORK AUTHORIZED, NOT INCLUDED IN CONTRACT

Contract:		19-01 / 989-SF				Owner:		LeChase			Date:		8/1/2019 Thursday			
Item No. or Description:		T&M - Removal of concrete on pile 17B														
Name	Labor Classification	LABOR Hours		Rates (\$)		Total	MATERIALS				EQUIPMENT					
		Reg.	O.T.	Reg.	O.T.		Material	Quant.	Cost	Tax	Total	Description	Hours	Rate	Total	
Sean C.	Foreman	4.00	0.00	\$ 82.09	\$ 108.92	\$ 328.36					\$ -	Kobelco SK 210 Excavator	4.00	\$75.00	\$ 300.00	
Al D.	Operator	5.00	0.00	\$ 79.75	\$ 105.42	\$ 398.75					\$ -	Komatsu WA 320 Loader	1.00	\$50.00	\$ 50.00	
John S.	Laborer	4.00	0.00	\$ 61.41	\$ 79.64	\$ 245.64					\$ -				\$ -	
John W.	Laborer	4.00	0.00	\$ 61.41	\$ 79.64	\$ 245.64					\$ -				\$ -	
						\$ -					\$ -				\$ -	
						\$ -					\$ -				\$ -	
						\$ -					\$ -				\$ -	
						\$ -					\$ -				\$ -	
						\$ -					\$ -				\$ -	
						\$ -					\$ -				\$ -	
						\$ -					\$ -				\$ -	
						\$ -					\$ -				\$ -	
						\$ -					\$ -				\$ -	
						\$ -					\$ -				\$ -	
						\$ -					\$ -				\$ -	
Labor Total:						\$ 1,218.39	Material Total:				\$ -	Equipment Total:				\$ 350.00
Grand Total =						\$ 1,568	10% OH&P =				\$	1,725				

Statement of Work Accomplished: T&M - Removed concrete from duct bank. Re-fine grade pile 17B and install new sheeting.

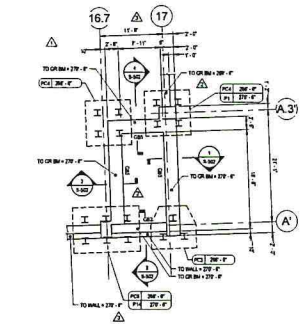
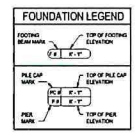
CERTIFICATION: I certify to the best of my knowledge and belief, that the equipment used on this work was of the proper size and that the account herein shown is an accurate statement of the labor, materials and equipment used on this day

Signed: Jameson Phillips 8/1/2019
For Contractor Date _____ _____
For Owner Date

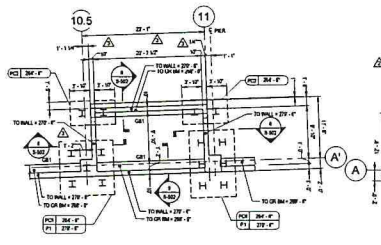


1 PARKING GARAGE FOUNDATION PLAN

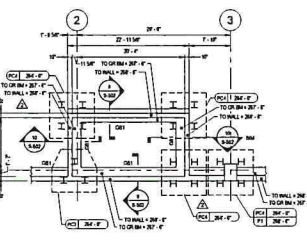
- NOTES
1. TOP OF SUB-GROUND ELEVATION = 229'-0"
 2. REFER TO 206 FOR TYPICAL DETAILS
 3. PROVIDE ADDITIONAL BLUE RUMOR ORIENTATION AT THE EXISTANT CORNER PER TYPICAL DETAIL ON 210
 4. REFER TO SHEET 207 FOR ADDITIONAL NOTES
 5. REFER TO SHEET 208 FOR PILE CAP SCHEDULE AND DETAILS
 6. REFER TO SHEET 209 FOR PERFORMANCE MEMORANDUM AND DETAILS



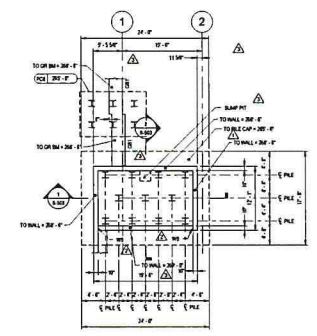
A ENLARGED PLAN - PARKING GARAGE



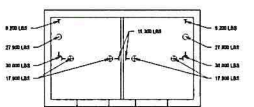
B ENLARGED PLAN - PARKING GARAGE



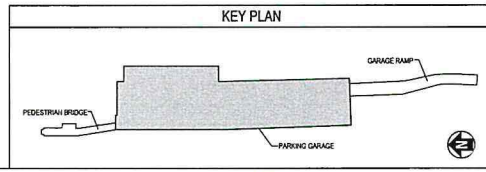
C ENLARGED PLAN - PARKING GARAGE



D ENLARGED PLAN - PARKING GARAGE



- ELEVATOR LOAD DIAGRAM**
- 1 DENOTES BUFFER IMPACT (VERTICAL)
 - 2 DENOTES CAR BUFFER IMPACT (VERTICAL)
 - 3 DENOTES CAR FORCE (VERTICAL)
 - 4 CAR RAIL FORCE (HORIZONTAL)
 - 5 CAR RAIL FORCE (HORIZONTAL)
 - 6 CAR RAIL FORCE (HORIZONTAL)
 - 7 CAR RAIL FORCE (HORIZONTAL)



ALBANY INTERNATIONAL AIRPORT PARKING GARAGE DEEP FOUNDATION PACKAGE

1. ELEVATOR (VERTICAL) 2. CAR 3. CAR RAIL FORCE (HORIZONTAL) 4. CAR RAIL FORCE (HORIZONTAL) 5. CAR RAIL FORCE (HORIZONTAL) 6. CAR RAIL FORCE (HORIZONTAL)

1	FOUNDATION	2006
2	PILE CAP	2006
3	PILE MAIN	2006
4	FOOTING	2006
5	ELEVATOR	2006
6	KEY PLAN	2006

FOUNDATION PLAN

Checked By: [Signature] Drawn By: [Signature]
Issue Date: [Date] Project No: [Number] Scale: AS SHOWN



BRANCH 60B
 5 FRITZ BLVD
 ALBANY NY 12205
 518-951-1298
 315-463-8953 FAX

172094400

Job Site Address
 ALBANY AIRPORT
 CONTRACT SERVICE JOB
 737 ALBANY SHAKER RD
 ALBANY NY 12211-1001
Office: 585-254-3510 **Cell:** 518-429-9366

Customer # : 2543510
Quote Date : 07/30/19
Estimated Out : 07/30/19 05:00 PM
Estimated In : 08/27/19 05:00 PM
UR Job Loc : CONTRACT SERVICE JOB
UR Job # : 332
Customer Job ID:
P.O. # : TBD
Ordered By : JEREMY HILLS
Written By : MARIA STAFFORD
Salesperson : BRIAN STERLING

LECHASE CONST SVCS ROCHESTER
 205 INDIGO CREEK DRIVE
 JOB#, PO#, JOB INFO & BUYER NAME
 ROCHESTER NY 14626

RENTAL ITEMS:

Qty	Equipment	Description	Minimum	Day	Week	4 Week	Estimated Amt.
-----	-----------	-------------	---------	-----	------	--------	----------------

1	675/9999	CONTRACT SCAFFOLD RENTAL CONTRACT SERVICE JOB		636.00	636.00	636.00	636.00
WE WILL SUPPLY TWO 6FT SHORING TOWERS THAT WILL BE 7FT LONG BY 4FT WIDE WITH PLANK ON THE TOP DECK							

Rental Subtotal: 636.00

SALES/MISCELLANEOUS ITEMS:

Qty	Item	Price	Unit of Measure	Extended Amt.
1	CONTRACT SCAFFOLDING LABOR [CONTRACT_SCAFFOLDING_LABOR/MCI] INCLUDES LABOR FOR ERECTION & DISMANTLE	2880.000	EACH	2,880.00
1	DELIVERY CHARGE	100.000	EACH	100.00
1	PICKUP CHARGE	100.000	EACH	100.00
Sales/Misc Subtotal:				3,080.00
Agreement Subtotal:				3,716.00
Tax:				297.28
Estimated Total:				4,013.28

COMMENTS/NOTES:

CONTACT: JEREMY HILLS
 CELL#: 518-429-9366

TO SCHEDULE EQUIPMENT FOR PICKUP, CALL 800-UR-RENTS (800-877-3687)
 WE ARE AVAILABLE 24/7 TO SUPPLY YOU WITH A CONFIRMATION #
 IN ORDER TO CLOSE THIS CONTRACT

This proposal may be withdrawn if not accepted within 30 days. The above referenced Rental Protection Plan, environmental, and tax charges are estimates and are subject to change.

THIS IS NOT A RENTAL AGREEMENT. THE RENTAL OF EQUIPMENT AND ANY OTHER ITEMS LISTED ABOVE IS SUBJECT TO AVAILABILITY AND ACCEPTANCE OF THE TERMS AND CONDITIONS OF UNITED'S RENTAL AGREEMENT, WHICH MUST BE SIGNED PRIOR TO OR UPON DELIVERY OF THE EQUIPMENT AND OTHER ITEMS.

Change Order Request

LeChase Construction Services, LLC
220 Harborside Drive, Suite 301
Schenectady, NY 12305
Phone: 518-388-9200

Date: 8/13/2019

Owner : Albany County Airport Authority

Project: 1934002 - Albany County Airport Contract 989-SF

Reason:

Change Order Request # : 20 - PCO #20

Description of Change: Bullet #12 Changes-Increaseing pile cap sizes, and added driven piles

Description	Scope of Work	Cost
General Superintendent	16 hours @110	1,760.00
Concrete-LCS Concrete	Added Concrete at C17 and C17W	3,506.88
Concrete-Reinforcing-Whitacre Engineering	Added rebar cage modifications at C17 and C17W.	3,339.00
Driven Piles-Ferraro Pile and Shoring	Added piles at C17 and C17W, including trucking and welded hoops	23,550.00
Subtotal of Costs		32,155.88

Change Order Add Ons

Overhead	1,286.24
Fee	1,672.11
GL Insurance	356.85
P&P Bond	214.11

Total For Change Order Request

35,685.19

Increase project
duration by 4 days

Albany County Airport Authority

LeChase Construction Services, LLC Other: If Applicable

Print: _____

Print: HILLS

Print: _____

Signed: _____

Signed: 

Signed: _____

Date: _____

Date: 8.13.19

Date: _____

CHANGE ORDER REQUEST BREAKDOWN SUMMARY SHEET

Project Name: ACAA - 989-SF
 Building / Area: C 17 and C17W

PCO #: 19
 COR #: 19

Subcontractor/Vendor: Whitacre, Ferraro, LeChase
 BP #: 989-SF
 Change Order Source: IB#12
 Information bulletin #12 changes-Multiple trades impacted.

Item No.	WBS/CSI Cost Code	Description	Materials & Equipment				Subcontract				Fully Burdened Labor Rate					Duration			
			Qty	Unit	Unit Cost	Subtotal	Qty	Unit	Unit Cost	Subtotal	Straight Hours	Time + 1/2 Hours	Labor Costs			Total	Start	Finish	
													Double Time Hours	Straight Time	EO Time & 1/2				EO Double Time
1		Add 2 piles, 1 in each cap (75' bottoms, 55' tops)																	
2		Added pile in C17					135	LF	\$75.00	\$	10,125.00								
3		Added Pile in C17W					135	LF	\$75.00	\$	10,125.00								
4		Welding of additional hoops at each location					4	EA	\$ 200.00	\$	800.00								
5		Added Trucking RUSH to expedite delivery of new piles					1	LS	\$ 2,500.00	\$	2,500.00								
6																			
7		Added Concrete				\$0.00				\$	-						\$0.00		
8		Old size 8'6" x 8'6", new size 8'6" x 11x 4', added 2'6 x 8'6 x 4'				\$0.00				\$	-						\$0.00		
9		Added 2'6 x 8'6 x 4' @ C17 and C 17W	3.2	CY		\$0.00				\$	-						\$0.00		
10		Added Concrete	6.4	CY		\$0.00				\$	-						\$0.00		
11		Concrete Waste (10%)	0.64	CY		\$0.00				\$	-						\$0.00		
12		Total Added Concrete	7.04	CY	\$125.00	\$880.00				\$	-						\$0.00		
13		Place and Finish - Foundation Walls-Labor	7.04	CY		\$0.00				\$	-	4		\$214.00			\$856.00		
14		Formwork - Foundation Walls-Labor	108	SFCA	\$3.00	\$324.00				\$	-	4		\$223.00			\$892.00		
15		Added Pumping usage yardage	7.04	CY	\$3.00	\$21.12				\$	-						\$0.00		
16						\$0.00				\$	-						\$0.00		
17		Reinforcing				\$0.00				\$	-						\$0.00		
18		Enlarged (modified rebar cage) for C17 & C17 W					1	LS	\$ 3,339.00	\$	3,339.00								
19		Lull time to pick and set cages	2	Hours	\$18.48	\$36.95						2		\$84.00			\$168.00		
20		Fuel oil and grease	2	Hours	\$5.00	\$10.00											\$0.00		
21						\$0.00													
Net Subtotals:					\$1,272.07							10	2	0	\$0.00	0.00	0.00	\$1,916.00	
Total SGA & OH+P					\$127.21	10.00%												\$191.60	10.00%
Tax (if applicable)					\$0.00													\$0.00	
Total					\$1,399.28													\$2,107.60	
Total Labor:																		\$2,107.60	
Total Materials, Subcontract & Labor, & OH+P:																		\$30,395.88	



The Whitacre Engineering Company

Canton, OH / Liverpool, NY

Change Order Request: 1900155-106

Invoice Date: 8/8/2019

Submitted by: Dan Strohl, Estimator

Direct Phone: 330-445-3524

E-Mail: dstrohl@werebar.com

Submitted to:	
Brent Bochenek & Jeremy Hills	
LeChase Construction	

Customer	
Job #:	1934002
PO #:	0

REF: 1900155 Albany Co Airport Garage 989SF

Revision #1

In reference to the above-mentioned project, we are requiring a CHANGE to our contract amount for the changes outlined below. WE WILL REQUIRE A CHANGE ORDER FOR THIS WORK AS OUTLINED IN THE SUB-CONTRACT AGREEMENT PRIOR TO PROCEEDING WITH THESE CHANGES. Your prompt attention is required to prevent any delays.

PCO No.	Description	Amount	
106	989-SF-IB-12 (IB12-S-01) Extend Pile Caps @ C-17 & C'W-17	Subtotal	\$3,339.00
		Tax@0%	\$0.00
		Total	\$3,339.00

Item	Quantity	UM	Unit Price	Extended Price
Rebar Material	2,328.0	LBS	\$0.5270	\$1,227.00
Detailing	1.0	HRS	\$65.00	\$65.00
Delivery	1.0	EA	\$820.00	\$820.00
Rebar Labor	2,328.0	LBS	\$0.5270	\$1,227.00

Quote is good for 14 days. Please advise if needed to be held longer

Extended prices rounded to nearest dollar

Attachment: None

Approved by: _____

Date: _____

Detailing Ref#: Estimator

Jeremy Hills

To: Derrick J. Stanek
Cc: dnemec.ferrarops@aol.com; Neil Schiavi
Subject: RE: Albany Airport - 989-SF-IB-12

Jeremy,

The additional cost breakdown for this work is as follows:

- 1) 2 additional driven piles @ \$10,125/ea. = \$20,250
- 2) Trucking of additional material = \$2,500
- 3) Welding of additional hoops @ \$400/pile = \$800

Total change order amount = \$23,550

Let me know if you require anything further.

Derrick

-----Original Message-----

From: Jeremy Hills <Jeremy.Hills@lechase.com>
To: Derrick J. Stanek <dstanek.ferrarops@aol.com>; dnemec.ferrarops@aol.com <dnemec.ferrarops@aol.com>
Cc: Brent Bochenek <Brent.Bochenek@lechase.com>; Neil Schiavi <neil.schiavi@lechase.com>; Gary Maliszewski <Gary.Maliszewski@lechase.com>
Sent: Wed, Aug 7, 2019 4:11 pm
Subject: RE: Albany Airport - 989-SF-IB-12

Doug and Derrick,

Enclosed is the Work directive that we received from the airport this afternoon. I am only sending this to you guys for your record, and so that you guys are aware that we are working through the change paperwork on this project. Please note that the cost indicated is a not to exceed cost and includes rebar etc. We would refer back to your unit pricing that was agreed to, including extra splices as required.

We would appreciate you guys proceeding with this work immediately to keep things on schedule (my understanding based on discussions with your field staff is that this is the plan)

Separately, we have a commitment from the client on the dollars related to the last additional piles that were installed, and are only in final negotiations on time extension. That paperwork should also follow shortly.

Best,

Jeremy

Jeremy Hills, LEED AP | *Project Manager*
220 Harborside Dr. Suite 301
d 518.831.9725 | c 518.429.9366 | p 518.388.9200 | f 518.388.9206
www.lechase.com



From: Jeremy Hills
Sent: Wednesday, August 7, 2019 2:00 PM
To: 'Derrick J. Stanek' <dstanek.ferrarops@aol.com>; 'dnemec.ferrarops@aol.com' <dnemec.ferrarops@aol.com>; Dan Strohl <dstrohl@werebar.com>; 'Andy Boydston' <aboydston@werebar.com>
Cc: Brent Bochenek <Brent.Bochenek@lechase.com>
Subject: FW: Albany Airport - 989-SF-IB-12

Team,

Please find attached for your pricing. Please return this to my attention is 36 hours. Thank you.

Best,

Jeremy

From: Riehl, Eric - (NYN) <eriehl@tcco.com>
Sent: Wednesday, August 7, 2019 12:59 PM
To: Jeremy Hills <Jeremy.Hills@lechase.com>; Brent Bochenek <Brent.Bochenek@lechase.com>
Cc: Wagner, Robert C - (NYN) <rwagner@tcco.com>; Joseph Johnson <JJJohnson@cmellp.com>; John LaClair <jlaclair@albanyairport.com>
Subject: Albany Airport - 989-SF-IB-12

Jeremy,

Please find the attached 989-SF-IB-12 [IB12-S-01] that was issued by CHA today (08.07.19). This bulletin reflects the changes for the piles and pile caps at C'17 and C'17 west.

Also, the attached bulletin can be found in the document's section of Procore under Information Bulletins

Please let me know if you have any questions.

Thank you,

Eric Riehl

Field Engineer

Turner Construction Company | 1 Computer Drive South | Albany, NY 12205
main office: 518.432-0277 | mobile: 518.390.2623

CONFIDENTIALITY NOTICE:

This email and any attachments may contain confidential and privileged information. If you are not the intended recipient, please notify the sender immediately by return email, delete this email and destroy any copies. Any dissemination or use of this information by a person other than the intended recipient is not authorized and may be illegal. Please note that any views or opinions presented in this E-mail are solely those of the author and do not necessarily represent those of LeChase Construction Services. Finally, the recipient should check this E-mail and any attachments for the presence of viruses. LeChase accepts no liability for any damage caused by any virus transmitted by this E-mail. Upon transmission this E-mail has been scanned for malicious software and has been found free of infection.

AGENDA ITEM NO. 11.2

Change Order #1: Authorization to award Change Order #2 to Contract # 989-PC New Parking Garage Pre Cast to Unistress Industries

AGENDA ITEM NO: 11.2
MEETING DATE: November 4, 2019

ALBANY COUNTY AIRPORT AUTHORITY
REQUEST FOR AUTHORIZATION

DEPARTMENT:

Contact Person: *John LaClair, P.E. Airport Engineer*

PURPOSE OF REQUEST:

Change Order #1: *Authorization to award Change Order #2 to Contract # 989-PC New Parking Garage Precast to Unistress Industries.*

CONTRACT AMOUNT:

Base Amount:	\$10,400,000.00
Change Order #1:	60,984.22
Change Order #2:	<u>200,000.00*</u>
Total:	<u>\$10,660,984.22</u>

**To be approved at this meeting.*

BUDGET INFORMATION:

Federal Airport Improvement Program
Anticipated in Current ALB Capital Plan : Yes ✓ No NA
Funding Account No.: CPN 2261

FISCAL IMPACT – FUNDING

Federal 2.2% State 37.9% Airport 59.9% NA
Term of Funding: 2018-2020
Grant No.: N/A State PIN: 1A00.97

JUSTIFICATION:

Request for authorization of Change Order #2 for Contract 989-PC for New Parking Garage Precast Concrete of Pittsfield, Mass. in the amount of \$200,000.00 which is the incentive (\$10,000/day x 20days) which was included in the base contract. The contractor completed the erection of the precast garage pieces 20 days ahead of the revised (by Change Order #1) completion date.

CHIEF EXECUTIVE OFFICER'S RECOMMENDATION:

Recommend approval.

FINAL AGREEMENT SUBJECT TO APPROVAL BY COUNSEL: YES ✓ NA

AGENDA ITEM NO: 11.2
MEETING DATE: November 4, 2019

PROCUREMENT DEPARTMENT APPROVAL:

Procurement complies with Authority Procurement Guidelines and Chief Financial Officer has approved. YES NO .


BACK-UP MATERIAL:

Please refer to attached Change Order backup information complied by Turner Construction.



Document G701/CMa™ - 1992

51451
change
order



Change Order - Construction Manager-Adviser Edition

PROJECT (Name and address):
Albany County Airport Authority
Parking Garage: Sitework &
Foundations
737 Albany Shaker Road
Albany, New York 12211

CHANGE ORDER NUMBER: 003
INITIATION DATE: 08/20/2019

OWNER:

TO CONTRACTOR (Name and address):
Unistress Industries
550 Cheshire Road
Pittsfield, MA 01202

PROJECT NUMBERS: / 989-PC
CONTRACT DATE: 02/27/2019
CONTRACT FOR: Precast Concrete



CONSTRUCTION MANAGER:

ARCHITECT:

CONTRACTOR:

FIELD:

OTHER:

THE CONTRACT IS CHANGED AS FOLLOWS:

- 1. [COR-008] Early Precast Erection Completion Incentive [Add \$200,000.00]

The original Contract Sum was	\$	10,400,000.00
Net change by previously authorized Change Orders	\$	60,984.22
The Contract Sum prior to this Change Order was	\$	10,460,984.22
The Contract Sum will be increased by this Change Order in the amount of	\$	200,000.00
The new Contract Sum including this Change Order will be	\$	10,660,984.22

The Contract Time will be increased by twenty one (0 calander) days.

The date of Substantial Completion as of the date of this Change Order therefore is October 18, 2019.

NOTE: This summary does not reflect changes in the Contract Sum, Contract Time or Guaranteed Maximum Price which have been authorized by Construction Change Directive.

NOT VALID UNTIL SIGNED BY THE OWNER, CONSTRUCTION MANAGER, ARCHITECT AND CONTRACTOR.

Turner Construction Company
CONSTRUCTION MANAGER (Firm name)
1 Computer Drive South
Albany, New York 12205
ADDRESS

BY (Signature)
Robert Wagner
(Typed name) **DATE:** 10/17/19

CHA
ARCHITECT (Firm name)
III Winners Circle
Albany, New York 12205
ADDRESS

BY (Signature)
Rich LaRose, AIA
(Typed name) **DATE:** 10/18/19

Unistress Industries
CONTRACTOR (Firm name)
550 Cheshire Road
Pittsfield, MA 01202
ADDRESS

BY (Signature)
Joe Aberdale
(Typed name) **DATE:**

Albany County Airport Authority
OWNER (Firm name)
737 Albany Shaker Road
Albany, New York 12211
ADDRESS

BY (Signature)
John O'Donnell
(Typed name) **DATE:**

AGENDA ITEM NO. 11.3

**Change Order #1: Authorization to award
Change Order #1 to Contract # 989-GCR
New Parking Garage General Construction
to LeChase Construction Services, LLC.**

AGENDA ITEM NO: 11.3
MEETING DATE: November 4, 2019

ALBANY COUNTY AIRPORT AUTHORITY
REQUEST FOR AUTHORIZATION

DEPARTMENT:

Contact Person: *John LaClair, P.E. Airport Engineer*

PURPOSE OF REQUEST:

Change Order #1: *Authorization to award Change Order #1 to Contract # 989-GCR
New Parking Garage General Construction to LeChase Construction
Services, LLC.*

CONTRACT AMOUNT:

Base Amount:	\$15,700,000.00
Change Order #1:	<u>60,694.95*</u>
Total:	\$15,760,694.95

**Pending approval at this meeting.*

BUDGET INFORMATION:

Federal Airport Improvement Program
Anticipated in Current ALB Capital Plan : Yes J No NA
Funding Account No.: CPN 2263

FISCAL IMPACT – FUNDING

Federal 2.2% State 37.9% Airport 59.9% NA
Term of Funding: 2018-2020
Grant No.: N/A State PIN: 1A00.97

JUSTIFICATION:

Request for authorization of Change Order #1 for Contract 989-GCR for New Parking Garage Site and Foundations, to LeChase Construction Services LLC of Schenectady, N.Y. in the amount of \$60,694.95 for unforeseen conditions encountered by the contractor during construction. The additional items include removal of an existing foundation not shown on any record plans, change in the type of conduit pipe used to a heavier walled pipe to allow it to be direct buried without concrete encasement and replacement of a deteriorated drain pipe.

CHIEF EXECUTIVE OFFICER'S RECOMMENDATION:

Recommend approval.

FINAL AGREEMENT SUBJECT TO APPROVAL BY COUNSEL: YES J NA

AGENDA ITEM NO: 11.3
MEETING DATE: November 4, 2019

PROCUREMENT DEPARTMENT APPROVAL:

Procurement complies with Authority Procurement Guidelines and Chief Financial Officer has approved. YES NO

BACK-UP MATERIAL:

Please refer to attached Change Order backup information compiled by Creighton Manning Engineering and Turner Construction.

Change Order Request

LeChase Construction Services, LLC
 220 Harborside Drive, Suite 301
 Schenectady, NY 12305
 Phone: 518-388-9200

Date: 7/11/2019

Owner : Albany County Airport Authority

Project: 1934006 - Albany Airport Parking Garage - 989-GCR

Reason:

Change Order Request # : 1 - RFI 58- Added Subbase at pump stations and O/W seperator

Description of Change: Added Subbase at pump stations and O/W seperator per RFI 58.

Description	Scope of Work	Cost
Earthwork	Furnish and install all materials, labor and equipment associated with the changes made in RFI 58. This scope of work includes adding 12" of approved subbase beneath pumpstation, 2,000 and 5,000 gal oil water separator. We have assumed that geotextile is also desired in these locations.	13,482.00
Subtotal of Costs		13,482.00
 <u>Change Order Add Ons</u>		
	Fee	674.10
	GL Insurance	143.86
	P&P Bond	86.32
Total For Change Order Request		14,387.00

Albany County Airport Authority

LeChase Construction Services, LLC

Other: If Applicable

Print: _____

Print: _____

Print: _____

Signed: _____

Signed: _____

Signed: _____

Date: _____

Date: _____

Date: _____

CHANGE ORDER REQUEST



Contractor: Keller
Contractor COR #: 1
Bid Package #: 989-GCR

Date: 06/03/19
PCO #: 1
Building/Area: Site

Change Order Reference Document:

RFI #: 58 Bulletin #: Other:

Description of Change:

Added 1' of subbase under pump station, oil water separators (2,000 gal & 5,000 gal). Assumed geotextile is also desired

Justification

Added 1' of subbase under pump station, oil water separators (2,000 gal & 5,000 gal). Assumed geotextile is also desired

Change Order Attachment List:

- 1. COR cover page 4
2. COR Reference Doc 5
3. Subcontractor backup 6

Commercial Verification of Price:

- 1. Verification of unit rates consistent with contract 4
2. Verification of quantities and locations 5
3 6

Schedule Impact:

- A - Zero / Noncritical Impact to Schedule
B - Impact Critical, Recoverable w/ Overtime
C - Impact Critical, Not Recoverable

Table with 2 columns: Current Contract Completion Date, Adjusted Contract Completion Date

For both B and C: Attached detailed description of impact. List milestones impacted & state why. Attach schedule showing the impact & a recovery schedule.

Signatory Approval

Subcontractor: Jameson Phillips Estimator / PM 06/03/19
LeChase:
Owner:

Request Termination:

Voided Explanation:
Denied

CHANGE ORDER REQUEST BREAKDOWN SUMMARY SHEET

Project Name: ACAA - 989-GCR
 Building / Area: Site

PCO #:
 COR #:

Subcontractor/Vendor: Wm. J Keller & Sons Construction Corp. Increasing depth of 2,000 gal o/w separator to -14.67', adding 1' of stone, figure 4 hrs
 BP #: 989-GCR Increasing depth of 5,000 gal o/w separator to -15.77', adding 1' of stone, figure 6 hrs
 Change Order Source: RFI 58 Increasing depth of pump station excavation to -17', adding 1' of stone, figure 7 hrs

Item No.	WBS/CSI Cost Code	Description	Materials & Equipment				Subcontract				Fully Burdened Labor Rate				Duration				
			Qty	Unit	Unit Cost	Subtotal	Qty	Unit	Unit Cost	Subtotal	Straight Hours	Time + 1/2 Hours	Double Time Hours	Labor Costs			Total	Start	Finish
														Straight Time	EO Time & 1/2	EO Double Time			
	Added 1' of subbase under pump station and O/W separators	Foreman								17	0	0	\$ 82.09	\$ 108.92	\$ 135.73	\$ 1,395.53			
		Operator								17	0	0	\$ 79.75	\$ 105.42	\$ 131.10	\$ 1,355.75			
		Operator								17	0	0	\$ 79.75	\$ 105.42	\$ 131.10	\$ 1,355.75			
		Laborer								17	0	0	\$ 61.41	\$ 79.64	\$ 97.89	\$ 1,043.97			
		Laborer								17	0	0	\$ 61.41	\$ 79.64	\$ 97.89	\$ 1,043.97			
		Teamster								17	0	0	\$ 61.58	\$ 79.04	\$ 96.52	\$ 1,046.86			
		Kobelco SK 330 Excavator	17	HR	\$ 105.00	\$ 1,785.00													
		Komatsu WA320 Loader	17	HR	\$ 59.00	\$ 1,003.00													
		Stone boat	17	HR	\$ 18.00	\$ 306.00													
		Mack tri-axle	17	HR	\$ 40.00	\$ 680.00													
		Reversible plate tamper	12	HR	\$ 20.00	\$ 240.00													
		# 1 & # 2 STONE	35	CY	\$ 22.80	\$ 798.00													
		Geotextile fabric	1000	SF	\$ 0.08	\$ 80.00													
		Spoil disposal	35	CY	\$ 3.50	\$ 122.50													
																		\$0.00	
		Net Subtotals:				\$5,014.50				Net Subtotals:	\$0.00	102	0	0	\$0.00	558.08	690.23	\$7,241.83	
		Total SGA & OH+P				\$501.45	10.00%			Total SGA & OH+P	\$0.00	10.00%						\$724.18	10.00%
		Tax (if applicable)				\$0.00				Tax (if applicable)	\$0.00							\$0.00	
		Total				\$5,515.95				Total	\$0.00							\$7,966.01	
																		Total Labor:	\$7,966.01
																		Total Materials, Subcontract & Labor, & OH+P:	\$13,482.00



TCCo New York North
 1 Computer Drive South
 Albany, New York 12205
 Phone: (518) 432-0277
 Fax: (518) 432-0279

Project: 190154 - 989 [Parking Garage] Albany Airport
 737 Albany Shaker Road
 Albany, New York 12205
 Phone: (518) 852-1093

[989-GC] Subbase Under Pump Station and Oil Water Separators

TO:	Ron Treers, RLA (CHA)	FROM:	Zachary Johnson (LeChase Construction [989-GC]) 229 Harborside Drive, Suite #301 Schenectady, New York 12305
DATE INITIATED:	05/19/2019	STATUS:	Closed
LOCATION:	Parking Garage	DUE DATE:	05/20/2019
PROJECT STAGE:	Pre-Construction	COST CODE:	
SUB JOB:		SCHEDULE IMPACT:	TBD
COST IMPACT:	TBD	SPEC SECTION:	333216 [989-GC] - Packaged Pump Stations (Pedestrian Bridge & Parking Garage)
DRAWING NUMBER:	C-303, C-603	REFERENCE:	
LINKED DRAWINGS:			
RECEIVED FROM:	Zachary Johnson (LeChase Construction [989-GC])		

COPIES TO:
 Sonia Bangalore (Parsons), Joe Johnson (Creighton Manning), Christopher Kovary, RA (Parsons), John LaClair, PE (Albany County Airport Authority), Rich LaRose, AIA (CHA), John O'Donnell, PE (Albany County Airport Authority), Luke Thompson, PE (Creighton Manning), Howard Unger, PE (Parsons)

Question from Zachary Johnson (LeChase Construction [989-GC]) at 04:55 PM on 05/17/2019

- Per detail A on C-303 there is no sub-base shown under the pump station. Please advise if sub-base is required under the pump station?

- Per detail 1 & 2 on C-603 there is no subbase shown under the oil water separators. Please advise if subbase is required under the oil water separators?

Please reference attached drawings.

Attachments:
[RFI # 4 - Subbase under pump station & oil water separators.pdf](#)

Official Response: Ron Treers, RLA (CHA) responded on Wednesday, May 22nd, 2019 at 3:19PM EDT
 Please provide 12" of subbase material underneath the pump station and oil/water separators.

Attachments:

BY _____ DATE _____ COPIES TO _____

Supporting Documentation

Wm. J Keller & Sons Construction Corp.

Main Office | 1435 Route 9 | Castleton, NY 12033 | (518) 732-7782

Heavy & Highway | Utility Contractors | Site Development

www.wmjcellerandsons.com



"We Move the Earth"

Title: Request for Information #4

Date: 05/16/19

Project: Albany International Airport
Package 989-GCR

Job #:

To: Attn: Ryan Faulkner
LeChase Construction Services
(607)-343-9150

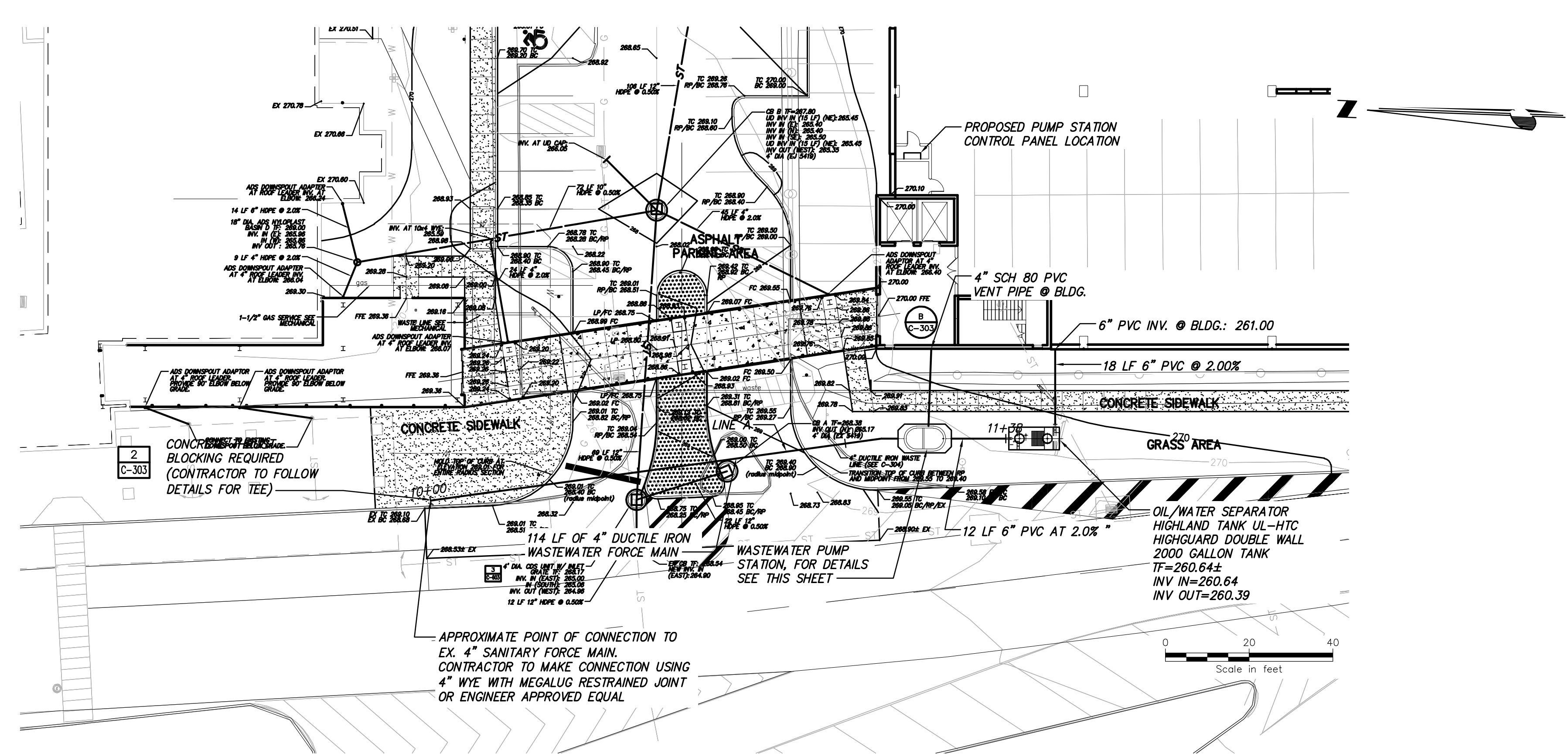
REQUEST:

- Per detail A on C-303 there is no subbase shown under the pump station. Please advise if subbase is required under the pump station?
- Per detail 1 & 2 on C-603 there is no subbase shown under the oil water separators. Please advise if subbase is required under the oil water separators?

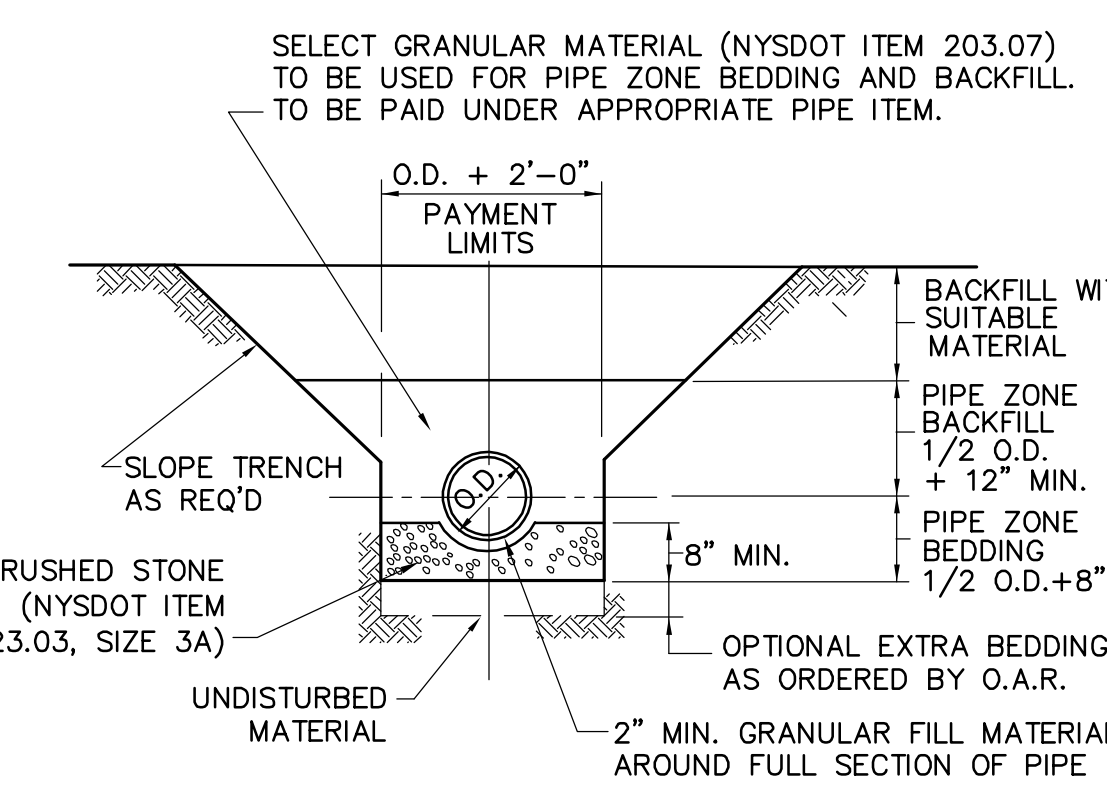
ANSWER:

Requested By: Jameson Phillips
Estimator / Project Manager

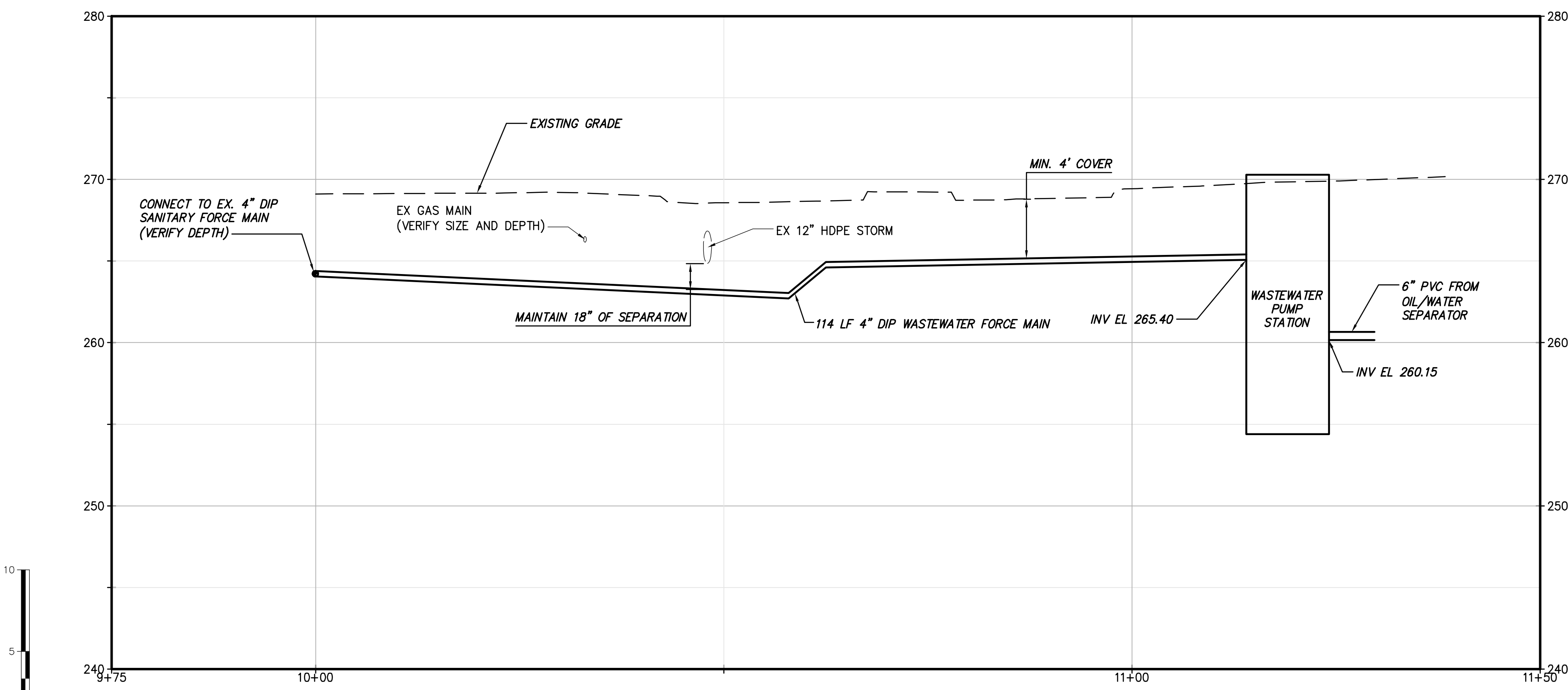
Date: 05/16/19



FORCE MAIN PLAN



1 PIPE INSTALLATION IN TURF AREA
SCALE: N.T.S.



FORCE MAIN PROFILE - LINE A

TYPE A BLOCKING FOR 1 1/4" & 2 1/2" VERT BENDS

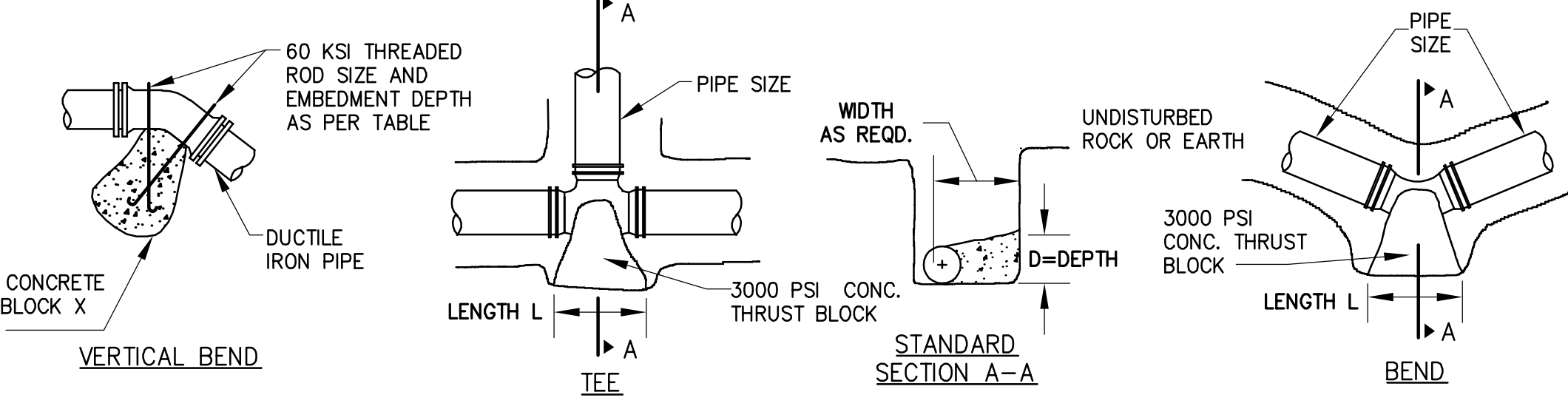
PIPE SIZE (IN)	NO. OF CURT US CONC. BLOCKING	NO. OF CURT US CONC. BLOCKING	NO. OF CURT US CONC. BLOCKING	NO. OF CURT US CONC. BLOCKING	
4"	11 1/4"	8	2.0	3/4"	1.6
6"	22 1/2"	16	2.5	3/4"	1.6
8"	11 1/4"	16	2.5	3/4"	1.6
10"	22 1/2"	32	3.2	3/4"	1.6
12"	11 1/4"	28	3.0	3/4"	1.6
14"	22 1/2"	55	3.8	3/4"	1.6
16"	11 1/4"	42	3.5	3/4"	1.6
18"	22 1/2"	83	4.4	3/4"	1.6
20"	11 1/4"	60	3.9	3/4"	1.6
22"	22 1/2"	118	4.9	7/8"	2.2
24"	11 1/4"	81	4.3	7/8"	2.2
26"	22 1/2"	158	5.4	7/8"	2.2
28"	11 1/4"	104	4.7	7/8"	2.2
30"	22 1/2"	225	5.9	1 1/8"	3.7
36"	11 1/4"	131	5.1	1 1/8"	3.7
42"	22 1/2"	257	6.4	1 1/8"	3.7
48"	11 1/4"	161	5.4	1 1/8"	3.7
54"	22 1/2"	318	6.8	1 1/4"	4.6
60"	11 1/4"	229	6.1	1 1/4"	4.6
66"	22 1/2"	450	7.7	1 3/8"	5.7

TYPE B BLOCKING FOR 45° VERTICAL BENDS

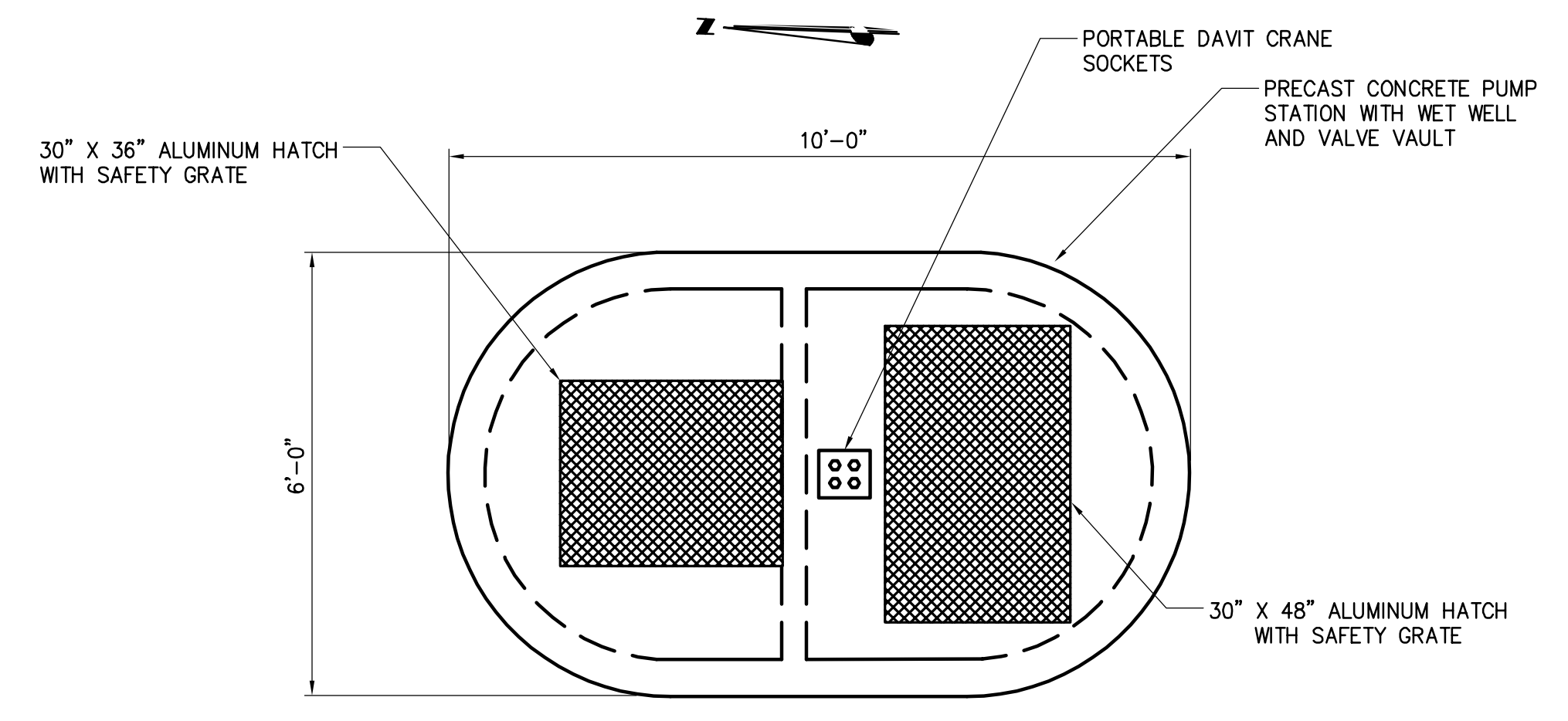
PIPE SIZE (IN)	NO. OF CURT US CONC. BLOCKING	NO. OF CURT US CONC. BLOCKING	NO. OF CURT US CONC. BLOCKING	NO. OF CURT US CONC. BLOCKING
4"	29	3.1	3/4"	1.6
6"	59	3.9	3/4"	1.6
8"	102	4.7	3/4"	1.6
10"	154	5.4	3/4"	1.6
12"	218	6.0	3/4"	1.6
14"	292	6.6	7/8"	2.2
16"	378	7.2	7/8"	2.2
18"	478	7.8	1 1/8"	3.7
20"	583	8.3	1 1/4"	4.6
24"	832	9.4	1 3/8"	5.7

REQUIRED BEARING AREAS & DIMENSIONS FOR CONCRETE THRUST BLOCKS

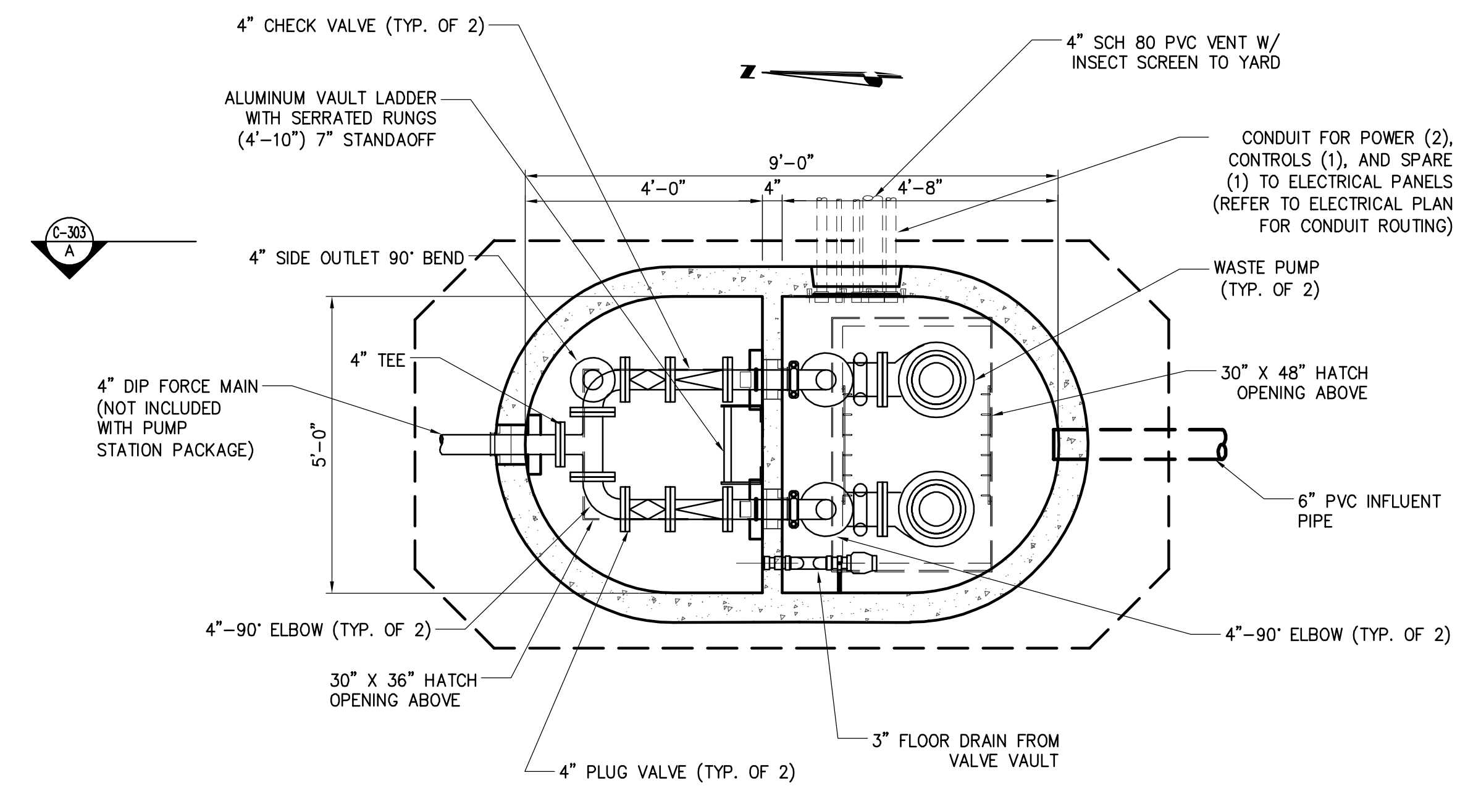
PIPE SIZE (IN)	AREA (Sq.Ft.)	Dimen. (D x L)	AREA (Sq.Ft.)	Dimen. (D x L)	AREA (Sq.Ft.)	Dimen. (D x L)	AREA (Sq.Ft.)	Dimen. (D x L)	AREA (Sq.Ft.)	Dimen. (D x L)
8 & 4	1.4	1.0 x 1.5	2.0	1.0 x 2.0	1.1	1.0 x 1.5	0.6	0.5 x 1.5	0.3	0.5 x 1.0
6	3.2	1.5 x 2.5	4.5	2.0 x 2.5	2.4	1.5 x 2.0	1.2	1.0 x 1.5	0.6	1.5 x 1.5
8	5.7	2.0 x 3.0	8.0	2.0 x 4.0	4.3	2.0 x 2.5	2.2	1.5 x 1.5	1.1	1.0 x 1.5
12	12.7	3.5 x 3.5	18.0	4.0 x 4.5	9.7	2.5 x 4.0	5.0	2.0 x 2.5	2.5	1.5 x 2.0
14	24.6	6.0 x 4.5	24.6	6.0 x 4.5	13.3	3.5 x 4.0	6.8	2.0 x 3.5	3.4	1.5 x 2.5
16	50.0	6.0 x 8.5	50.0	6.0 x 8.5	27.0	5.0 x 5.5	13.8	3.5 x 4.0	6.9	2.5 x 3.0
24	72.0	8.0 x 9.0	72.0	8.0 x 9.0	39.0	5.0 x 8.0	20.0	4.0 x 5.0	10.0	3.0 x 3.5



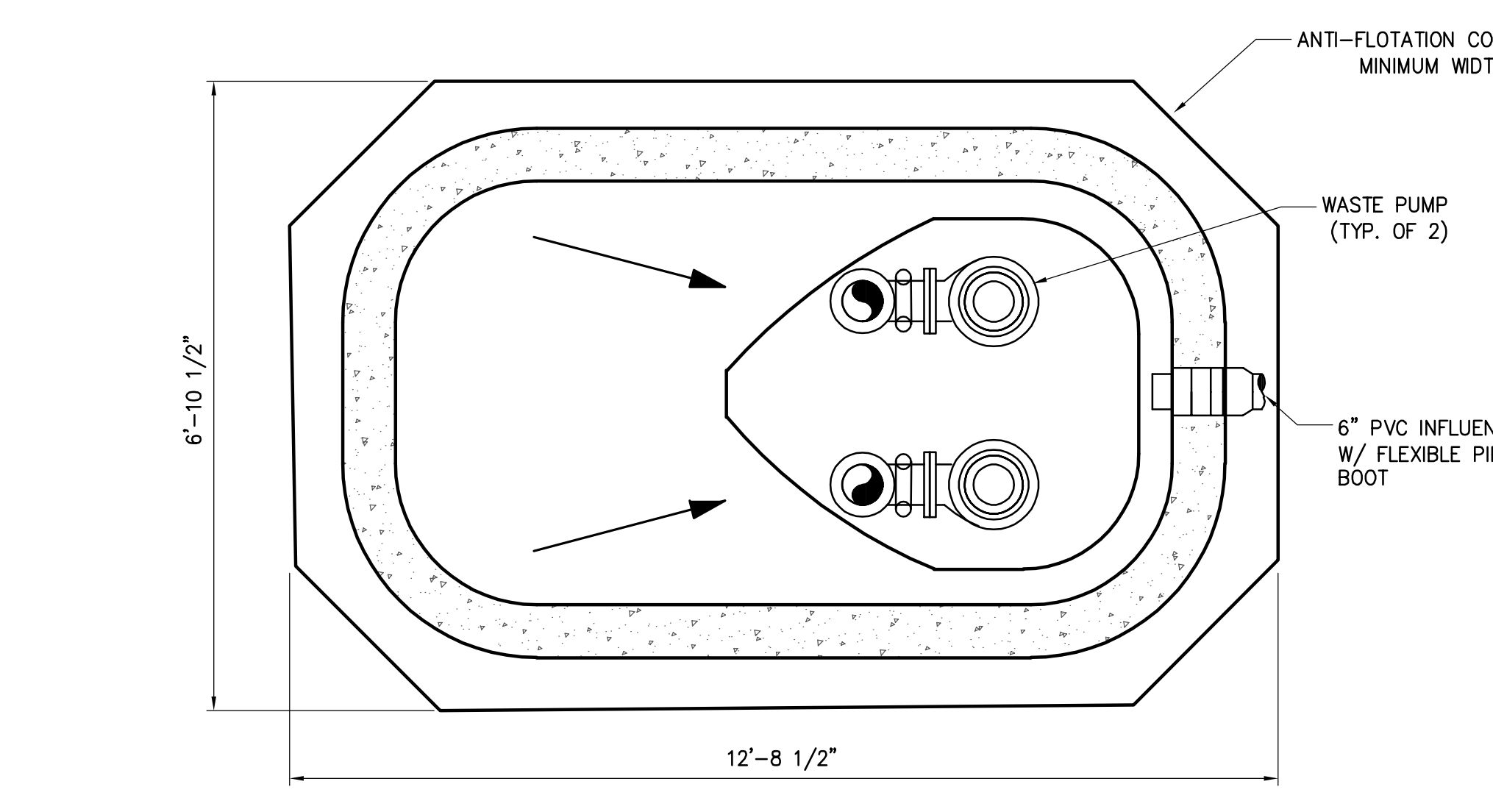
2 THRUST BLOCK DETAILS
SCALE: N.T.S.



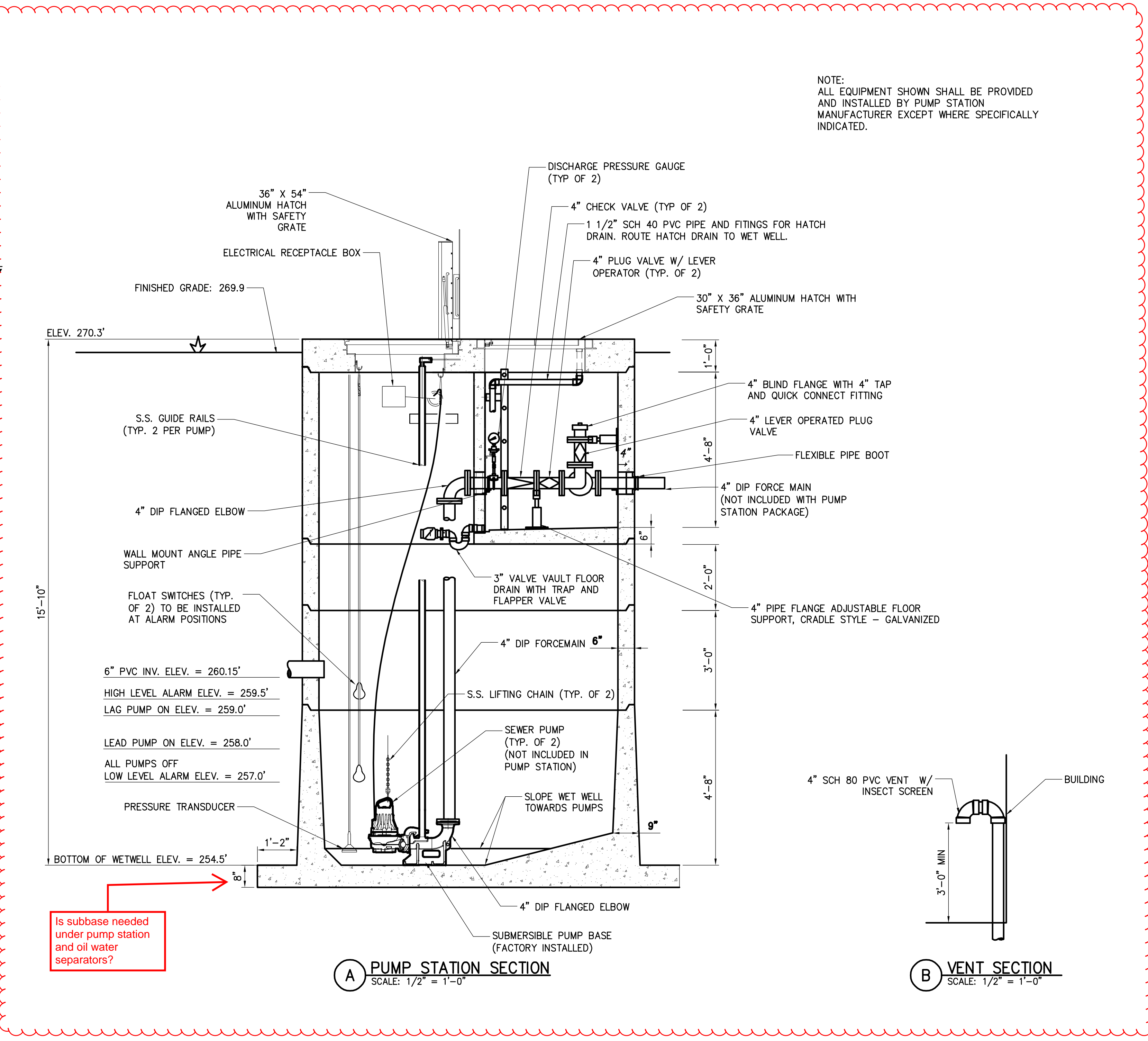
3 TOP PLAN VIEW
SCALE: 1/2" = 1'-0"



5 BASE PLAN VIEW
SCALE: 1/2" = 1'-0"



4 INTERMEDIATE PLAN VIEW
SCALE: 1/2" = 1'-0"



A PUMP STATION SECTION
SCALE: 1/2" = 1'-0"

B VENT SECTION
SCALE: 1/2" = 1'-0"

Is subbase needed under pump station and oil water separators?

NOTE: ALL EQUIPMENT SHOWN SHALL BE PROVIDED AND INSTALLED BY PUMP STATION MANUFACTURER EXCEPT WHERE SPECIFICALLY INDICATED.



IT IS A VIOLATION OF LAW FOR ANY PERSON, FIRM, OR CORPORATION TO CONDUCT ANY WORK OF A NATURE REQUIRING A LICENSE OR PERMIT UNDER THE ENVIRONMENTAL CONSERVATION LAW, WITHOUT THE NECESSARY LICENSE OR PERMIT. ANY VIOLATION OF THIS SECTION OF THE ENVIRONMENTAL CONSERVATION LAW IS A VIOLATION OF THE ENVIRONMENTAL CONSERVATION LAW.



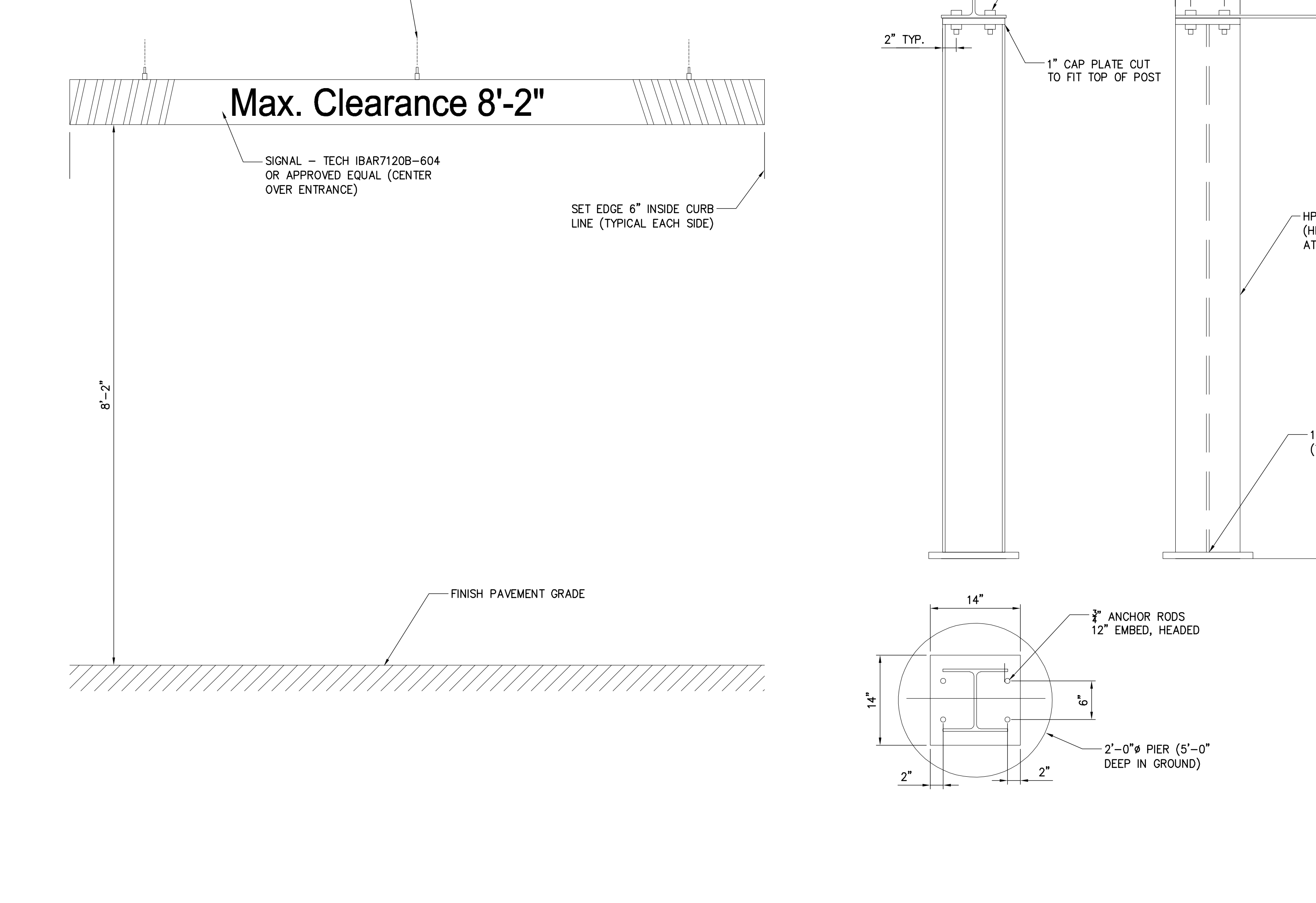
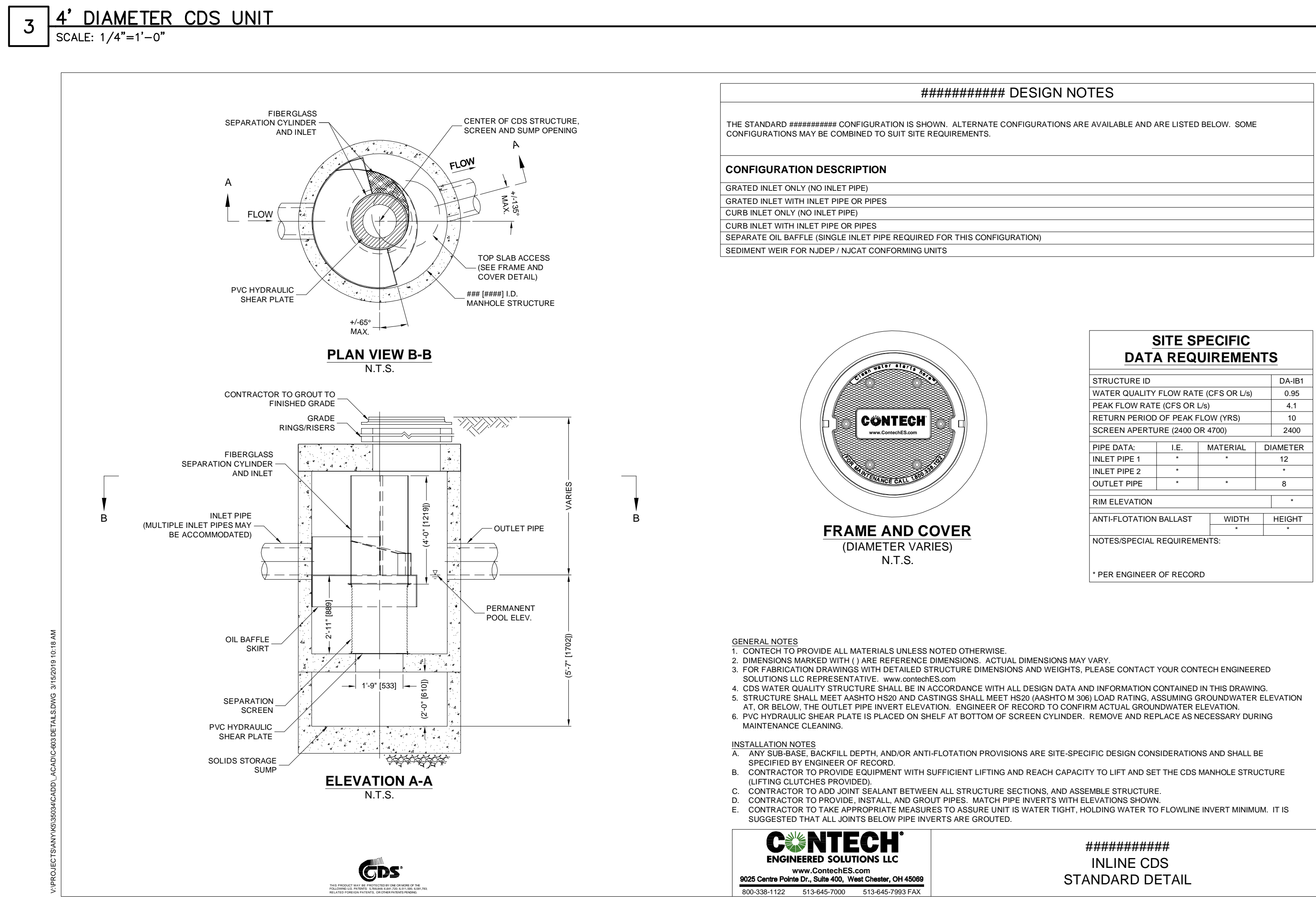
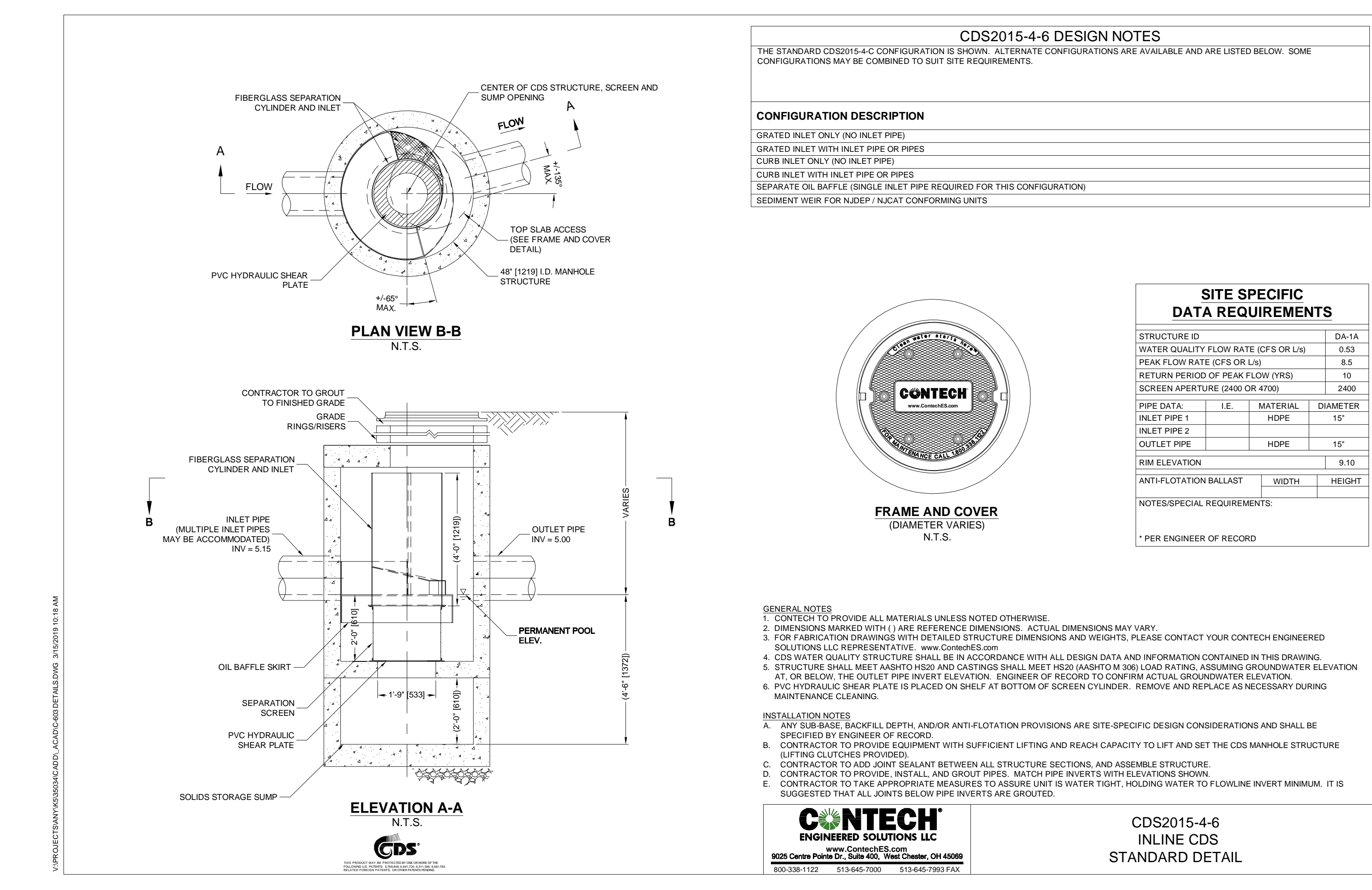
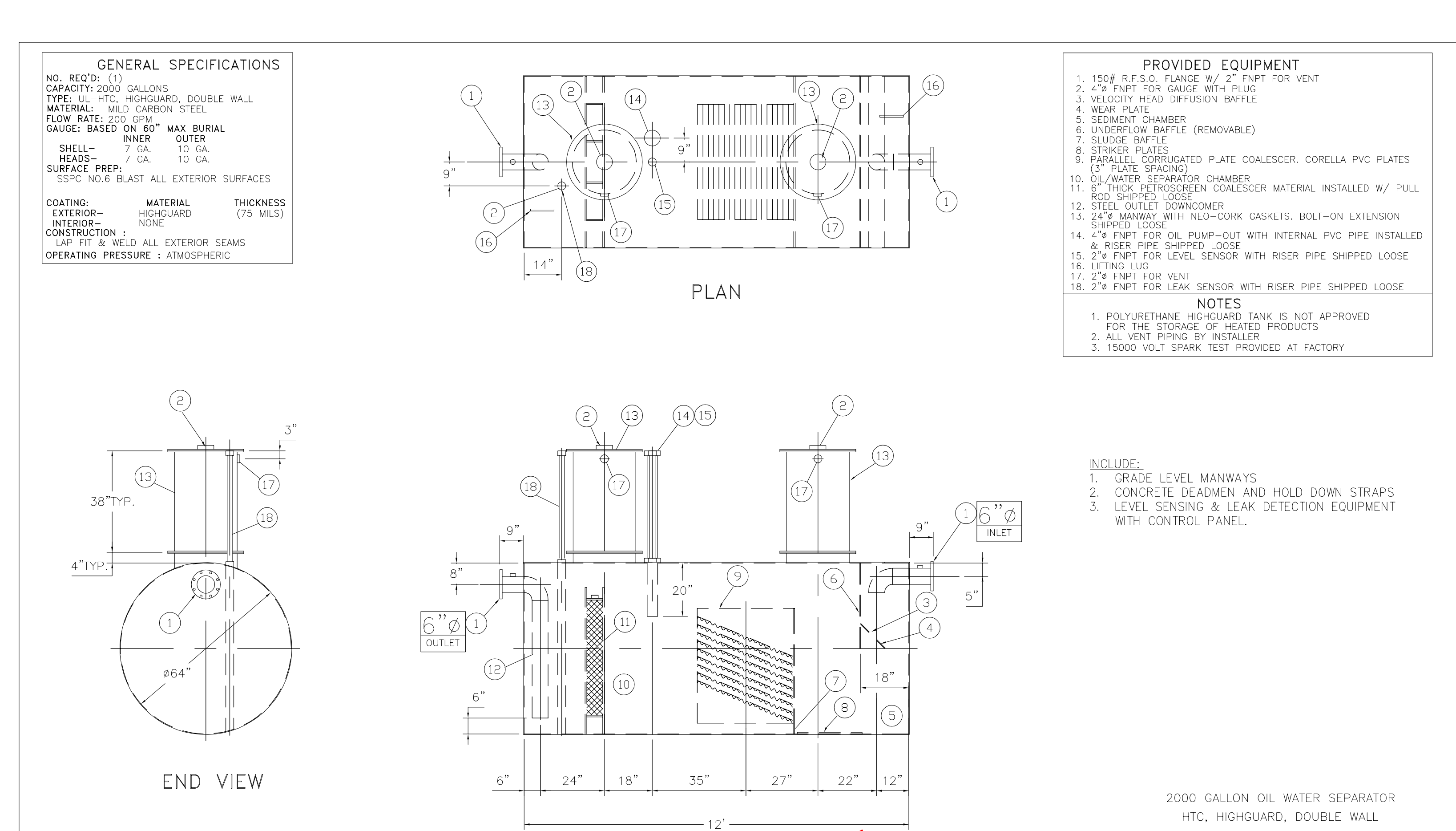
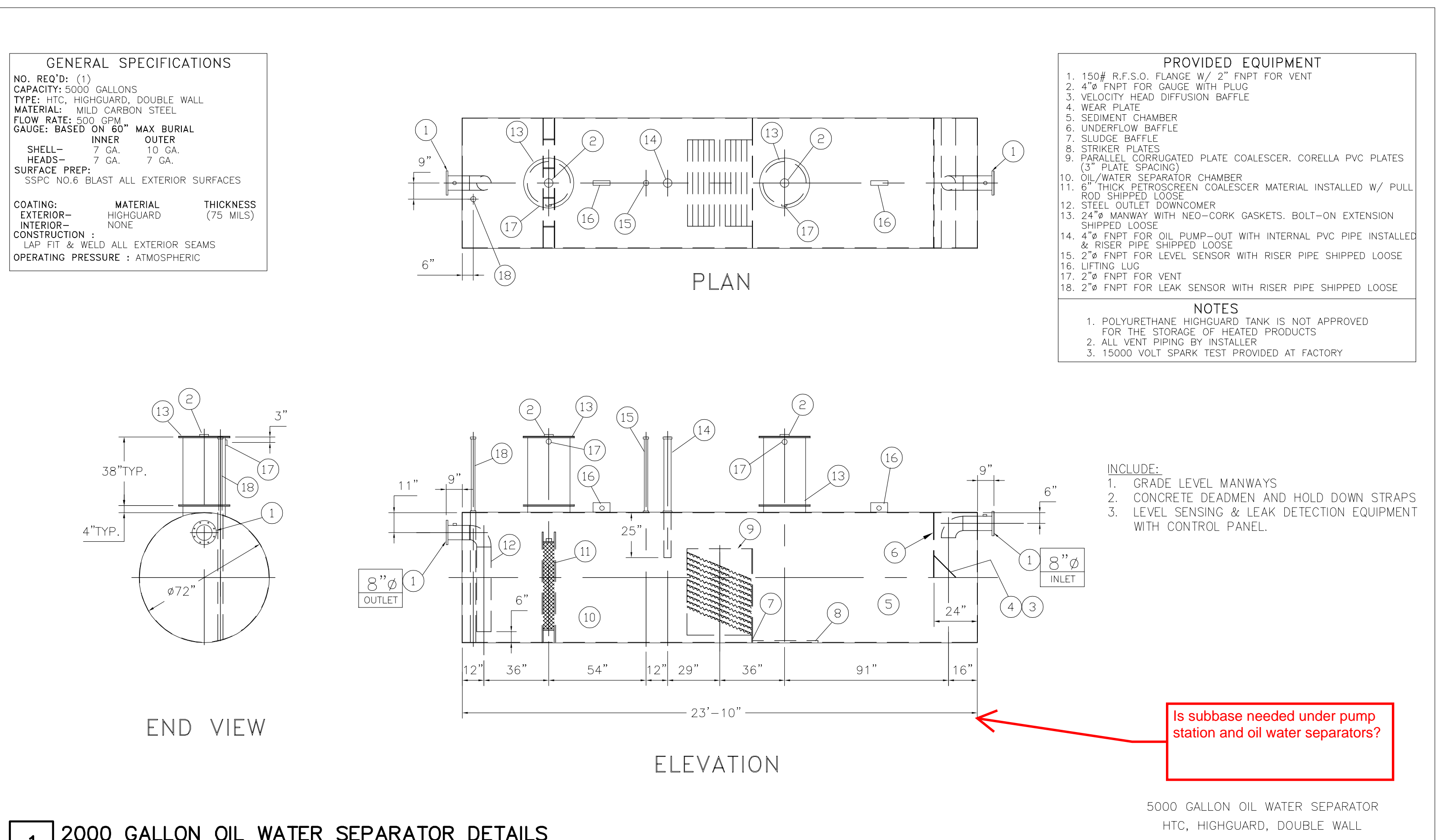
ALBANY INTERNATIONAL AIRPORT PARKING GARAGE GENERAL CONSTRUCTION

Revision table with columns: No., Submit/Revision, Appr'd., Date.

No.	Submit/Revision	Appr'd.	Date
1	ISSUED FOR BID		3/15/19
0	ISSUED FOR BID		2/15/19

PUMP STATION PLAN, PROFILE, SECTION, AND DETAILS

Designed By: MDO
Drawn By: TRC
Issue Date: 02/15/2019
Project No: 35034
Checked By: JBG
Scale: AS SHOWN



CHA
Civil & Mechanical
1100 West 10th Street, Albany, NY 12203-0208
Tel: (518) 455-4000 Fax: (518) 455-4001
www.chaconline.com

DESMAN
Design Management

BERGMANN
ARCHITECTS ENGINEERS PLANNERS

Albany International Airport
Capital Region Gateway

ALBANY COUNTY AIRPORT AUTHORITY

STATE OF NEW YORK
OFFICE OF THE COMPTROLLER

IT IS A VIOLATION OF LAW FOR ANY PERSON, UNLESS THEY ARE PROPERLY LICENSED BY THE STATE OF NEW YORK, TO PREPARE OR SIGN ANY ENGINEERING OR ARCHITECTURAL DRAWING OR SPECIFICATION FOR THE CONSTRUCTION OF ANY STRUCTURE OR TO SEAL OR SIGN ANY SUCH DRAWING OR SPECIFICATION UNLESS THEY ARE REGISTERED AS AN ENGINEER OR ARCHITECT WITH THE STATE OF NEW YORK. ANY PERSON WHO VIOLATES THIS SECTION OF THE STATE ENGINEERING AND ARCHITECTURE LAW SHALL BE SUBJECT TO THE PENALTIES PROVIDED IN SECTION 2303 OF THE STATE ENGINEERING AND ARCHITECTURE LAW.

ALBANY INTERNATIONAL AIRPORT PARKING GARAGE GENERAL CONSTRUCTION

No. | Submittal / Revision | Appr'd. By | Date

3	REISSUED FOR BID		3/15/19
2	ADDENDUM 3	JEC	3/8/19
1	ADDENDUM 1	JEC	3/1/19
0	ISSUED FOR BID		2/15/19

DETAILS

Designed By: RDT | Drawn By: JEC | Checked By: RDT
Issue Date: 02/15/2019 | Project No: 35034 | Scale: AS SHOWN

ALBANY INTERNATIONAL AIRPORT PARKING GARAGE GENERAL CONSTRUCTION

DETAILS

1. ATTACH CAP AND BASE RS WITH 4" FILLET WELD AROUND ENTIRE POST.
2. STRUCTURAL STEEL PAINTING: SHOP APPLIED NYSDOT ITEM NUMBER 572.020001. COLOR TO BE SELECTED BY ACAA.

Drawing No: **C-603**

CHANGE ORDER REQUEST



Contractor: LeChase Construction
Contractor COR #: 2
Bid Package #: [989 GC]

Albany Airport Parking Garage 989-GCR
Date: 07/08/19
PCO #: 2
Building/Area: Pedestrian Bridge

Change Order Reference Document:

RFI #: 94 Bulletin #: X Other: X

Description of Change:

Furnish all equipment and labor necessary to remove approximately 300 sf of 6" of existing sidewalk at the west side of the pedestrian in accordance with RFI #94. Please Note we intend to price the replacement of the walk at a later date under a separate change order.

Justification

Change Order Attachment List:

- | | |
|-------------------------|---|
| 1. COR cover page | 4 |
| 2. COR Reference Doc | 5 |
| 3. Subcontractor backup | 6 |

Commercial Verification of Price:

- | | |
|--|---|
| 1. Verification of unit rates consistent with contract | 4 |
| 2. Verification of quantities and locations | 5 |
| 3 | 6 |

Schedule Impact:

<input type="checkbox"/> A - Zero / Noncritical Impact to Schedule	Days to Complete Added Scope:	
<input type="checkbox"/> B - Impact Critical, Recoverable w/ Overtime	Current Contract	Adjusted Contract
<input type="checkbox"/> C - Impact Critical, Not Recoverable	Completion Date	Completion Date:
	<input type="text"/>	<input type="text"/>

For both B and C: Attached detailed description of impact. List milestones impacted & state why. Attach schedule showing the impact & a recovery schedule.

Signatory Approval

Subcontractor: _____
 Name: _____ Title: _____ Date: _____

LeChase: _____
 Name: _____ Title: _____ Date: _____

Owner: _____
 Name: _____ Title: _____ Date: _____

_____ Name: _____ Title: _____ Date: _____

Request Termination:

Voided **Explanation:**

Denied

CHANGE ORDER REQUEST BREAKDOWN SUMMARY SHEET

Project Name: Albany Airport Parking Garage 989-GCR

Building / Area:

PCO #:

COR #:

Subcontractor/Vend **Lechase Cover Page with Markup**

BP #:

Change Order Source:

MWBE Participatoin:	Percentage Overall
MBE	#REF!
WBE	#REF!

Item No.	WBS/CSI Cost Code	Description	Materials & Equipment				Subcontract				Straight Hours	Time + 1/2 Hours	Double Time Hours	Fully Burdened Labor Rate			Duration			
			Qty	Unit	Unit Cost	Subtotal	Qty	Unit	Unit Cost	Subtotal				Labor Costs			Total	Start	Finish	
														Straight Time	EO Time & 1/2	EO Double Time				
1	RFI.94	Keller- Removal of Sidewalk in accordance with RFI #94. Approximatly 300 SF of 6" sidewalk.					1	LS	\$1,016.47	\$1,016.47										
Net Subtotals:					\$0.00				\$1,016.47		0	0	0	\$0.00	0.00	0.00			\$0.00	
Total SGA & OH+P					\$0.00	0.00%			\$67		6.60%								\$0.00	0.00%
Tax (if applicable)					\$0.00				\$0.00										\$0.00	
Total					\$0.00				\$1,084										\$0.00	
													Total Labor:	\$0.00						
													Total Materials, Subcontract & Labor, & OH+P:	\$1,084						

CHANGE ORDER REQUEST BREAKDOWN SUMMARY SHEET

Project Name: ACAA - 989-GCR
 Building / Area: Site

PCO #:
 COR #:

Subcontractor/Vendor: Wm. J Keller & Sons Construction Corp. Additional saw-cut and sidewalk removal for pedestrian bridge foundations
 BP #: 989-GCR
 Change Order Source: RFI 94

Item No.	WBS/CSI Cost Code	Description	Materials & Equipment				Subcontract				Fully Burdened Labor Rate					Duration			
			Qty	Unit	Unit Cost	Subtotal	Qty	Unit	Unit Cost	Subtotal	Straight Hours	Time + 1/2 Hours	Double Time Hours	Labor Costs			Total	Start	Finish
														Straight Time	EO Time & 1/2	EO Double Time			
	Added sawcut and removal of sidewalk for pedestrian bridge	Foreman								3	0	0	\$ 82.09	\$ 108.92	\$ 135.73	\$	246.27		
		Operator								1	0	0	\$ 79.75	\$ 105.42	\$ 131.10	\$	79.75		
		Laborer								3	0	0	\$ 61.41	\$ 79.64	\$ 97.89	\$	184.23		
		Laborer								3	0	0	\$ 61.41	\$ 79.64	\$ 97.89	\$	184.23		
		Teamster								1	0	0	\$ 61.58	\$ 79.04	\$ 96.52	\$	61.58		
		Kobelco SK115	1	HR	\$ 69.00	\$ 69.00													
		Mack tri-axle	1	HR	\$ 40.00	\$ 40.00													
		Concrete disposal	3	CY	\$ 13.00	\$ 39.00													
		Stihl concrete saw	1	HR	\$ 20.00	\$ 20.00													
																		\$0.00	
		Net Subtotals:				\$168.00				\$0.00	11	0	0	\$0.00	452.66	559.13	\$	\$756.06	
		Total SGA & OH+P				\$16.80	10.00%			\$0.00	10.00%							\$	\$75.61
		Tax (if applicable)				\$0.00				\$0.00								\$	\$0.00
		Total				\$184.80				\$0.00								\$	\$831.67
																		\$	\$1,016.47



TCCo New York North
 1 Computer Drive South
 Albany, New York 12205
 Phone: (518) 432-0277
 Fax: (518) 432-0279

Project: 190154 - 989 [Parking Garage] Albany Airport
 737 Albany Shaker Road
 Albany, New York 12205
 Phone: (518) 852-1093

[989 GC] Pedestrian Bridge Sidewalks

TO:	Ron Treers, RLA (CHA - Clough Harbor) Cody Messier (Bergmann Architects + Engineers)	FROM:	Zachary Johnson (LeChase Construction [989-GC]) 229 Harborside Drive, Suite #301 Schenectady, New York 12305
DATE INITIATED:	06/26/2019	STATUS:	Closed
LOCATION:	Pedestrian Bridge	DUE DATE:	06/29/2019
PROJECT STAGE:	Course of Construction	COST CODE:	
SUB JOB:		SCHEDULE IMPACT:	TBD
COST IMPACT:	Yes (Unknown)	SPEC SECTION:	
DRAWING NUMBER:	Attached Drawings	REFERENCE:	
LINKED DRAWINGS:			
RECEIVED FROM:	Zachary Johnson (LeChase Construction [989-GC])		

COPIES TO:

Sonia Bangalore (Parsons), Joe Johnson (Creighton Manning), Christopher Kovary, RA (Parsons), John LaClair, PE (Albany County Airport Authority), Rich LaRose,AIA (CHA - Clough Harbor), John O'Donnell, PE (Albany County Airport Authority), Eric Riehl (Turner Special Projects Division), Howard Unger, PE (Parsons)

Question from Zachary Johnson (LeChase Construction [989-GC]) at 04:27 PM on 06/26/2019

The new foundation walls and footings are almost touching the existing sidewalk. We cannot install shoring with the sidewalk in place and still have enough room for the installation of the new foundations. Another issue is we need to tie in the roof downspouts into the existing storm lines that are located under this sidewalk.

As shown in the attached detail we propose to saw cut the sidewalk up to the existing brick columns and replace the sidewalk at a later date when the foundations are complete. This will allow for enough room to install appropriate reinforcing, forming, waterproofing. Please advise if this is an acceptable option.

Attachments:

[RFI Pedestrian Bridge Sidewalks.pdf](#)

Official Response: Cody Messier (Bergmann Architects + Engineers) responded on Tuesday, July 2nd, 2019 at 12:27PM EDT

See response from Ron Treers.

Attachments:

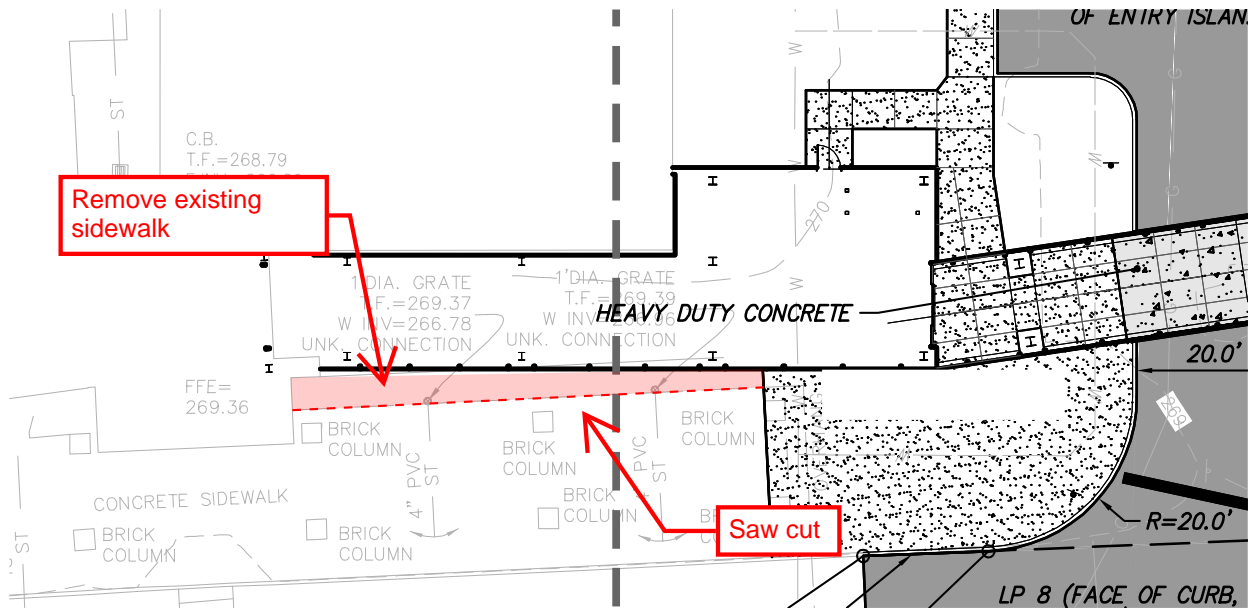
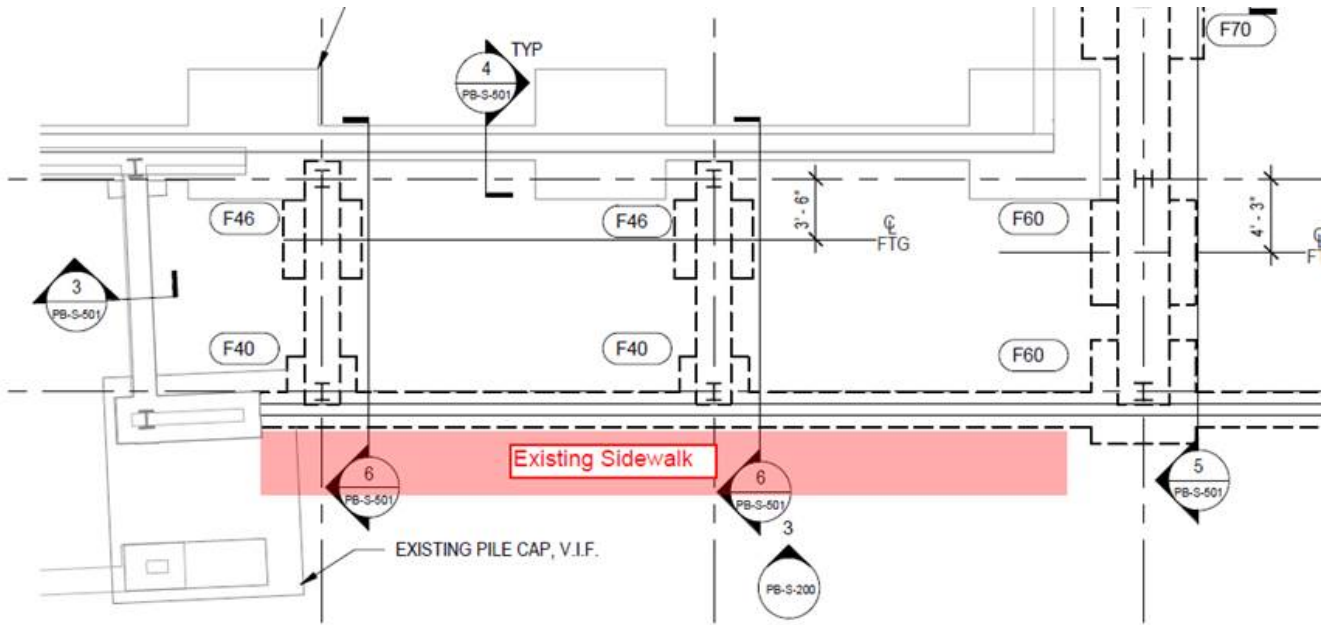
Official Response: Ron Treers, RLA (CHA - Clough Harbor) responded on Tuesday, July 2nd, 2019 at 11:31AM EDT

Removal and replacement of the sidewalk for the installation of foundations and storm drainage is acceptable.

Attachments:

BY _____ DATE _____ COPIES TO _____

Supporting Documentation



Change Order Request

LeChase Construction Services, LLC
220 Harborside Drive, Suite 301
Schenectady, NY 12305
Phone: 518-388-9200

Date: 7/29/2019

Owner : Albany County Airport Authority

Project: 1934006 - Albany Airport Parking Garage - 989-GCR

Reason:

Change Order Request # : 4 - Bulletin 4

Description of Change: Provide 4 directional signs.

Description	Scope of Work	Cost
Curbs	Furnish and install 4 "No standing Any Time" directional signs in accordance with the direction given in Bulletin 4.	900.00
Subtotal of Costs		900.00
<u>Change Order Add Ons</u>		
	Fee	45.00
	GL Insurance	9.60
	P&P Bond	5.76
Total For Change Order Request		961.00

Albany County Airport Authority

LeChase Construction Services, LLC

Other: If Applicable

Print: _____

Print: _____

Print: _____

Signed: _____

Signed: _____

Signed: _____

Date: _____

Date: _____

Date: _____

Change Order Request

LeChase Construction Services, LLC
 220 Harborside Drive, Suite 301
 Schenectady, NY 12305
 Phone: 518-388-9200

Date: 8/6/2019

Owner : Albany County Airport Authority

Project: 1934006 - Albany Airport Parking Garage - 989-GCR

Reason:

Change Order Request # : 5 - Buletin 7- Plumbing.

Description of Change: Change Sch 40 to Sch 80

Description	Scope of Work	Cost
Plumbing & HVAC	This scope includes the material change for all plumbing piping from schedule 40 to schedule 80 PVC DWV pipe. This change is in accordance with the changes made on item 47 in Bulletin 7.	34,218.00
<p>Please note this is only a partial change order for the bulletin 7 scope of work, the remainder of changes will be submitted at a later date.</p>		
Subtotal of Costs		34,218.00
		33,268.00
<u>Change Order Add Ons</u>		
	Fee	1,710.90
	GL Insurance	365.13
	P&P Bond	219.08
Total For Change Order Request		36,514.00
		35,563.11

Albany County Airport Authority

LeChase Construction Services, LLC

Other: If Applicable

Print: _____

Print: _____

Print: _____

Signed: _____

Signed: _____

Signed: _____

Date: _____

Date: _____

Date: _____

CHANGE ORDER REQUEST



Contractor: Postler & Jaeckle
Contractor COR #: 1
Bid Package #: [989 GC] Albany Airport

Albany Airport Parking Garage 989-GCR
Date: 08/06/19
PCO #: _____
Building/Area: Parking Garage

Change Order Reference Document:

RFI #: 116 Bulletin #: 7 Partial Other: X

Description of Change:

This scope includes the material change for all plumbing piping from schedule 40 to schedule 80 PVC DWV pipe. This change is in accordance with the changes made on item 47 in Bulletin 7. Please note this is only a partial change order for the bulletin 7 scope of work, the remainder of changes will be submitted at a later date.

Justification
Bulletin 7.

Change Order Attachment List:

1. COR cover page
2. COR Reference Doc
3. Subcontractor backup

Commercial Verification of Price:

Schedule Impact:

- A - Zero / Noncritical Impact to Schedule
- B - Impact Critical, Recoverable w/ Overtime
- C - Impact Critical, Not Recoverable

Days to Complete Added Scope:

Days to Complete Added Scope:	
Current Contract Completion Date	Adjusted Contract Completion Date:

For both B and C: Attached detailed description of impact. List milestones impacted & state why. Attach schedule showing the impact & a recovery schedule.

Signatory Approval

Subcontractor:

Name: _____ Title: _____ Date: _____

LeChase:

Name: _____ Title: _____ Date: _____

Owner:

Name: _____ Title: _____ Date: _____

Name: _____ Title: _____ Date: _____

Request Termination:

- Voided** **Explanation:**
- Denied**

Change Order Request



C.O.R. # 052392-95-002

G.C. #

Date: 7/29/2019

Project Name: 052392-Albany County Airport Pedestrian Bridge & Parking
Garage Plumbing

Project #: 052392

To: LeChase Construction Services - Schenectady
Attn:
1473 Erie Blvd.

Schenectady, NY 12305

From: Postler & Jaeckle Corp.
Jesse Gorman
615 South Avenue
Rochester, NY 14620-1385

Phone: (518) 388-9200 **Fax:** (518) 388-9206

Phone: (585) 546-7450 **Fax:** (585) 546-4316

We hereby propose to make the following changes:

Change Sch. 40 to Sch. 80

Change Order Price \$34,218.00

This price is good for 5 days. If conditions change, this price is void.

We are requesting a time extension of 5 days in conjunction with this change.

Jesse Gorman 7/29/2019

Author Date Sent

Accepted The above prices and specifications of this Change Order request are satisfactory and are hereby accepted. All work to be performed under same terms and conditions as specified in original contract unless otherwise specified.

Authorized Signature

Date of Acceptance

Change Order Request



C.O.R. # 052392-95-002

G.C. #

Date: 7/29/2019

Project Name: 052392-Albany County Airport Pedestrian Bridge & Parking Garage Plumbing

Project #: 052392

Labor

Labor Type	Man Hrs	\$/Hr	Burden	Fringe	TotalTax	Sub Total	Markup		Total Labor
							%	Amount	
Sketcher/Coordinator	40.00	\$95.00	\$0.00	\$0.00	\$0.00	\$3,800.00	0.00%	\$0.00	\$3,800.00
Sub Total						\$0.00	\$3,800.00	\$0.00	\$3,800.00
Grand Total						\$0.00	\$3,800.00	\$0.00	\$3,800.00

Materials

Materials	Quantity	Cost	TotalTax	Sub Total	Markup		Total Materials
					%	Amount	
Schedule 40	1.00	(\$15,704.00)	\$0.00	(\$15,704.00)	10.00%	(\$1,570.40)	(\$17,274.40)
Schedule 80	1.00	\$43,357.00	\$0.00	\$43,357.00	10.00%	\$4,335.70	\$47,692.70
Sub Total				\$0.00	\$27,653.00	\$2,765.30	\$30,418.30
Grand Total				\$0.00	\$27,653.00	\$2,765.30	\$30,418.30
						Total	\$34,218.30
						Total	\$34,218.00



Zachary Johnson <Zachary.Johnson@leCHASE.com>

Wagner, Robert C - (NYN)

COR #5 Albany Airport [989 GC]

[Bing Maps](#)

34,218.30 - 950.00 = \$33,268

Rob,

The detailer reduction from 40 hours to 30 hours is acceptable.

Zac

LeCHASECONSTRUCTION

Zachary Johnson | A.C | Project Engineer

220 Harborside Dr. Suite 301

Schenectady, NY, 12306

p 518.388.9200 c 518.560.0028

www.leCHASE.com



F.W. Webb Company
 17 Erie Boulevard
 Albany, NY 12204-2589
 TEL# (518-472-9322)
 FAX# (518-472-9399)

Quote
 Number
 Date 08/02/19
 64008807

To:
 POSTLER & JAECKLE CORP

 615 SOUTH AVE
 ROCHESTER NY 14620-1385

POSTLER & JAECKLE
 9 KREY BLVD
 BACK OF BLDG - LEFT HAND GARAG
 RENSSELAER, NY 12144

(518-459-2020) Fax# (518-459-2622)

Cust #	Customer Po#	Rel#	Writer	Date Req
154499	ALBANY AIRPOST PARKING		CNASH	08/02/19

PAGE 1 OF 7

Quoted By: CNASH

SCH. 40

Quantity	Description	Net Price	Exten	Ln#

SANITARY/STORM ABOVE GROUND				
1500	PIPE WHT PVC 4"x20' S40 PE P/P4DWV (15266)	1.540	2310.00	(3)
160	PIPE WHT PVC 6"x20' S40 PE P/P6DWV (15267)	2.880	460.80	(4)
17	ELL 90DEG 4" PVC HxH 300 PVC490 (36197)	5.740	97.58	(5)
1	ELL 90DEG 6" PVC HxH 300 PVC690 (36198)	20.180	20.18	(6)
58	ELL 45DEG 4" PVC HxH 321 PVC445 (36223)	4.770	276.66	(7)
2	C/O ADPT W/PLG PVC 4" SPG 105X S40 PVC4FTGECO (36374)	5.780	11.56	(8)
7	CPLG 4" HxH PVC 100 DWV PVC4CO (36181)	2.400	16.80	(9)
1	RED CPLG 6x4" PVC SOC S40 PVC6X4CO (245263)	16.710	16.71	(10)
14	C/O TEE W/PLG 4" PVC HxH 444X PVC4DCO (36303)	10.560	147.84	(11)
44	WYE 4" PVC HUB 600 PVC4Y (36307)	9.640	424.16	(12)
1	WYE 6x6x4" PVC HUB 601 PVC6X6X4Y (36318)	22.510	22.51	(13)
12	* SOLV CEM MED CLR 1QT MED SET HER60-020 (11301)	11.990	143.88	(14)
6	* PRMR PRPL 1QT LOVOC PVC/CPVC HER60-420 (34512)	18.450	110.70	(15)
UNDERSLAB				
9	ELL ST 45DEG 4" PVC SPGxH 323 PVC4S45 (36228)	4.230	38.07	(19)
11	ELL ST 45DEG 6" PVC SPGxH 323	20.940	230.34	(20)

F.W. Webb Company
 17 Erie Boulevard
 Albany, NY 12204-2589
 TEL# (518-472-9322)
 FAX# (518-472-9399)

Quote
 Number
 08/02/19 64008807

To:
 POSTLER & JAECKLE CORP

 615 SOUTH AVE
 ROCHESTER NY 14620-1385

POSTLER & JAECKLE
 9 KREY BLVD
 BACK OF BLDG - LEFT HAND GARAG
 RENSSELAER, NY 12144

(518-459-2020) Fax# (518-459-2622)

Cust #	Customer Po#	Rel#	Writer	Date Req
154499	ALBANY AIRPOST PARKING		CNASH	08/02/19

PAGE 2 OF 7

Quoted By: CNASH

Quantity	Description	Net Price	Exten	Ln#
	PVC6S45 (36229)			
8	ELL ST 45DEG 8" PVC SPGxH 323	27.080	216.64	(21)
	PVC8S45 (164969)			
37	ELL 45DEG 4" PVC HxH 321	4.770	176.49	(22)
	PVC445 (36223)			
23	ELL 45DEG 6" PVC HxH 321	17.680	406.64	(23)
	PVC645 (36224)			
1	ELL 45DEG 8" PVC HxH 321	24.950	24.95	(24)
	PVC845 (56795)			
3	ELL ST 90DEG 4" PVC SPGxH 302	5.820	17.46	(25)
	PVC4S90 (36202)			
2	ELL ST 90DEG 6" PVC SPGxH 302	28.050	56.10	(26)
	PVC6S90 (36203)			
8	ELL 90DEG 4" PVC HxH 300	5.740	45.92	(27)
	PVC490 (36197)			
6	ELL 90DEG 6" PVC HxH 300	20.180	121.08	(28)
	PVC690 (36198)			
9	CPLG 4" HxH PVC 100 DWV	2.400	21.60	(29)
	PVC4CO (36181)			
22	WYE 1/8 BND 4" PVC HUB 501	15.530	341.66	(30)
	PVC4Y18 (36331)			
19	CPLG 6" HxH PVC 100 DWV	7.870	149.53	(31)
	PVC6CO (36182)			
9	CPLG 8" HxH PVC 100 DWV	14.090	126.81	(32)
	PVC8CO (56787)			
2	CPLG 10" HxH PVC 100 DWV	46.130	92.26	(33)
	PVC10CO (245435)			
5	CPLG 12" HxH PVC 100 DWV	78.560	392.80	(34)
	PVC12CO (56789)			
6	BU FLSH 6x4" PVC SPGxH 107	11.020	66.12	(35)
	PVC6X4FLBU (36401)			
1	BU FLSH 8x4" PVC SPGxH 107	21.420	21.42	(36)
	PVC8X4FLBU (224033)			
1	BU FLSH 8x6" PVC SPGxH 107	23.250	23.25	(37)

F.W. Webb Company
 17 Erie Boulevard
 Albany, NY 12204-2589
 TEL# (518-472-9322)
 FAX# (518-472-9399)

Quote
 Number
 08/02/19 64008807

To:
 POSTLER & JAECKLE CORP

 615 SOUTH AVE
 ROCHESTER NY 14620-1385

POSTLER & JAECKLE
 9 KREY BLVD
 BACK OF BLDG - LEFT HAND GARAG
 RENSSELAER, NY 12144

(518-459-2020) Fax# (518-459-2622)

Cust #	Customer Po#	Rel#	Writer	Date Req
154499	ALBANY AIRPOST PARKING		CNASH	08/02/19

PAGE 3 OF 7

Quoted By: CNASH

Quantity	Description	Net Price	Exten	Ln#
	PVC8X6FLBU (275192)			
1	BU FLSH 10x6" PVC SPGxH 107	72.700	72.70	(38)
	PVC10X6FLBU (399719)			
2	BU FLSH 12x4" PVC SPGxH 107	106.780	213.56	(39)
	PVC12X4FLBU (413011)			
2	BU FLSH 12x6" PVC SPGxH 107	124.860	249.72	(40)
	PVC12X6FLBU (284018)			
6	ELL LS 90DEG 4" PVC HxH 304	7.060	42.36	(41)
	PVC4LS90 (36211)			
1	RED CPLG 6x4" PVC SOC S40	16.710	16.71	(42)
	PVC6X4CO (245263)			
1	RED CPLG 8x6" PVC SOC 3729-585 S40	20.160	20.16	(43)
	PVC8X6CO (79793)			
1	RED CPLG 10x6" PVC HxH 102 DWV	76.340	76.34	(44)
	PVC10X6CO (257803)			
1	CPLG 12x10" HxH PVC 102 DWV	144.540	144.54	(45)
	PVC12X10CO (155097)			
480	PIPE WHT PVC 4"x20' S40 PE	1.540	739.20	(46)
	P/P4DWV (15266)			
860	PIPE WHT PVC 6"x20' S40 PE	2.880	2476.80	(47)
	P/P6DWV (15267)			
260	PIPE WHT PVC 8"x20' S40	4.480	1164.80	(48)
	P/P8DWV (56782)			
60	PIPE WHT PVC 10"x20' S40	6.200	372.00	(49)
	P/P10DWV (56783)			
160	PIPE WHT PVC 12"x20' S40	8.200	1312.00	(50)
	P/P12DWV (56784)			
6	WYE 6x6x4" PVC HUB 601	22.510	135.06	(51)
	PVC6X6X4Y (36318)			
3	WYE 8x8x4" PVC HUB 601	51.160	153.48	(52)
	PVC8X4Y (413062)			
1	WYE 8x8x6" PVC HUB 601	52.750	52.75	(53)
	PVC8X8X6Y (165035)			
13	WYE 6" PVC HUB 600	27.890	362.57	(54)

F.W. Webb Company
17 Erie Boulevard
Albany, NY 12204-2589
TEL# (518-472-9322)
FAX# (518-472-9399)

Quote
Number
Date
08/02/19 64008807

To:
POSTLER & JAECKLE CORP

615 SOUTH AVE
ROCHESTER NY 14620-1385

POSTLER & JAECKLE
9 KREY BLVD
BACK OF BLDG - LEFT HAND GARAG
RENSSELAER, NY 12144

(518-459-2020) Fax# (518-459-2622)

Cust #	Customer Po#	Rel#	Writer	Date Req
154499	ALBANY AIRPOST PARKING		CNASH	08/02/19

PAGE 4 OF 7

Quoted By: CNASH

Quantity	Description		Net Price	Exten	Ln#
	PVC6Y	(36308)			
1	WYE 8" PVC HUB 600		52.980	52.98	(55)
	PVC8Y	(247193)			
1	WYE 10" PVC HUB 600		189.100	189.10	(56)
	PVC10Y	(155115)			
4	WYE 12" PVC HUB 600		307.190	1228.76	(57)
	PVC12Y	(263650)			

F.W. Webb Company
 17 Erie Boulevard
 Albany, NY 12204-2589
 TEL# (518-472-9322)
 FAX# (518-472-9399)

Quote
 Number
 Date
 07/31/19 63977502

To:
 POSTLER & JAECKLE CORP
 615 SOUTH AVE
 ROCHESTER NY 14620-1385

POSTLER & JAECKLE
 9 KREY BLVD
 BACK OF BLDG - LEFT HAND GARAG
 RENSSELAER, NY 12144

(518-459-2020) Fax# (518-459-2622)

Cust #	Customer Po#	Rel#	Writer	Date Req
154499	ALBANY AIRPORT PARKING		CNASH	07/31/19

PAGE 1 OF 6

Quoted By: CNASH

SCH. 80

Quantity	Description	Net Price	Exten	Ln#
SCHD 80 PVC SANITARY/STORM ABOVE GROUND				
1500	PIPE GRY PVC 4"x20' S80 P/P4S80 (15285)	3.910	5865.00	(3)
160	PIPE GRY PVC 6"x20' S80 P/P6S80 (15286)	7.530	1204.80	(4)
4	* ELL 90DEG 4" PVC S80 SOC 806-040 PVP4S9080 (16455)	9.430	37.72	(5)
1	* ELL 90DEG 6" PVC S80 SOC 806-060 PVP6S9080 (16456)	26.830	26.83	(6)
58	* ELL 45DEG 4" PVC S80 SOC 817-040 PVP4S4580 (16479)	25.600	1484.80	(7)
7	* CPLG 4" SOC PVC 829-040 S80 PVP4SCO80 (16498)	10.380	72.66	(8)
1	* RED CPLG 6x4" PVC SOC 829-532 S80 PVP6X4SCO80 (42902)	48.270	48.27	(9)
14	TEE 4" PVC MLD S80 SOCXFPT 802-040 PVP4SFT80 (583925)	27.710	387.94	(10)
44	* WYE 4" PVC SOC S80 875-040 PVP4SY80 (172288)	80.600	3546.40	(11)
1	WYE 6x4" PVC S80 SOC 875-532 PVP6X4SY80 (517411)	83.840	83.84	(12)
12	* SOLV CEM MED CLR 1QT MED SET HER60-020 (11301)	11.990	143.88	(13)
6	* PRMR PRPL 1QT LOVOC PVC/CPVC HER60-420 (34512)	18.450	110.70	(14)
UNDERSLAB				
9	ELL 45DEG ST 4" PVC S80 SPGxSOC 827-0 PVP4ST4580 (459402)	25.600	230.40	(18)
11	ELL 45DEG ST 6" PVC S80 SPGxSOC 827-0 PVP6ST4580 (459321)	37.920	417.12	(19)
2	ELL 45DEG ST 6" PVC S80 SPGxSOC 827-0	37.920	75.84	(20)

F.W. Webb Company
 17 Erie Boulevard
 Albany, NY 12204-2589
 TEL# (518-472-9322)
 FAX# (518-472-9399)

Quote
 Number
 07/31/19 63977502

To:
 POSTLER & JAECKLE CORP
 615 SOUTH AVE
 ROCHESTER NY 14620-1385

POSTLER & JAECKLE
 9 KREY BLVD
 BACK OF BLDG - LEFT HAND GARAG
 RENSSELAER, NY 12144

(518-459-2020) Fax# (518-459-2622)

Cust #	Customer Po#	Rel#	Writer	Date Req
154499	ALBANY AIRPORT PARKING		CNASH	07/31/19

PAGE 2 OF 6

Quoted By: CNASH

Quantity	Description		Net Price	Exten Ln#

	PVP6ST4580	(459321)		
37	* ELL 45DEG 4" PVC S80 SOC 817-040		25.600	947.20 (21)
	PVP4S4580	(16479)		
23	* ELL 45DEG 6" PVC S80 SOC 817-060		32.240	741.52 (22)
	PVP6S4580	(16480)		
1	* ELL 45DEG 6" PVC S80 SOC 817-060		32.240	32.24 (23)
	PVP6S4580	(16480)		
3	ELL 90DEG ST 4" PVC S80 SPGxSOC 809-0		12.570	37.71 (24)
	PVP4ST9080	(459405)		
2	ELL 90DEG ST 6" PVC S80 SPGxSOC 809-0		35.770	71.54 (25)
	PVP6ST9080	(459404)		
9	* CPLG 4" SOC PVC 829-040 S80		10.380	93.42 (26)
	PVP4SCO80	(16498)		
22	* WYE 4" PVC SOC S80 875-040		80.600	1773.20 (27)
	PVP4SY80	(172288)		
19	* CPLG 6" SOC PVC 829-060 S80		22.340	424.46 (28)
	PVP6SCO80	(16499)		
9	* CPLG 8" SOC PVC 829-080 S80		30.410	273.69 (29)
	PVP8SCO80	(42903)		
2	CPLG 10" SOC PVC 829-100 S80		196.110	392.22 (30)
	PVP10SCO80	(155056)		
5	CPLG 12" SOC PVC 829-120 S80		226.020	1130.10 (31)
	PVP12ISCO80	(155057)		
6	* BU PVC 6x4 SPGxSOC S80 837-532		17.830	106.98 (32)
	PVP6X4SBU80	(43246)		
1	BU PVC 8x4 SPGxSOC S80 837-582		43.360	43.36 (33)
	PVP8X4SBU80BU	(246833)		
1	* BU PVC 8x6 SPGxSOC S80 837-585		43.360	43.36 (34)
	PVP8X6SBU80	(43247)		
1	BU RED 10x6 PVC FLSh S80 SPGxSOC 837-		191.420	191.42 (35)
	PVP10X6SBU80	(458728)		
1	* RED CPLG 6x4" PVC SOC 829-532 S80		48.270	48.27 (37)
	PVP6X4SCO80	(42902)		

F.W. Webb Company
 17 Erie Boulevard
 Albany, NY 12204-2589
 TEL# (518-472-9322)
 FAX# (518-472-9399)

Quote
 Number 63977502
 Date 07/31/19

To:
 POSTLER & JAECKLE CORP

 615 SOUTH AVE
 ROCHESTER NY 14620-1385

POSTLER & JAECKLE
 9 KREY BLVD
 BACK OF BLDG - LEFT HAND GARAG
 RENSSELAER, NY 12144

(518-459-2020) Fax# (518-459-2622)

Cust #	Customer Po#	Rel#	Writer	Date Req
154499	ALBANY AIRPORT PARKING		CNASH	07/31/19

PAGE 3 OF 6

Quoted By: CNASH

Quantity	Description	Net Price	Exten	Ln#
1	RED CPLG 8x6" PVC SOC 829-585 S80 PVP8X6SCO80 (42904)	146.190	146.19	(38)
1	RED CPLG 10x6" PVC SOC 829-626F S80 PVP10X6SCO80 (155062)	143.580	143.58	(39)
1	RED CPLG 12x10" PVC SOC 829-670F S80 PVP12IX10SCO80 (155063)	110.630	110.63	(40)
480	PIPE GRY PVC 4"x20' S80 P/P4S80 (15285)	3.910	1876.80	(41)
860	PIPE GRY PVC 6"x20' S80 P/P6S80 (15286)	7.530	6475.80	(42)
260	PIPE GRY PVC 8"x20' S80 P/P8S80 (86687)	11.320	2943.20	(43)
63	PIPE GRY PVC 10"x20' S80 P/P10S80 (192154)	16.800	1058.40	(44)
160	PIPE GRY PVC 12"x20' S80 P/P12IS80 (192155)	22.970	3675.20	(45)
6	WYE 6x4" PVC S80 SOC 875-532 PVP6X4SY80 (517411)	83.840	503.04	(46)
3	WYE 8x4" PVC S80 SOC 875-582 PVP8X4SY80 (517416)	289.400	868.20	(47)
1	WYE 8x6" PVC S80 SOC 875-585 PVP8X6SY80 (517417)	269.960	269.96	(48)
13	WYE 6" PVC SOC S80 875-060 PVP6SY80 (172287)	110.090	1431.17	(49)
1	WYE 8" PVC S80 875-080 PVP8SY80 (454321)	221.390	221.39	(50)
1	WYE 10" PVC FAB S80 SOC 875-100F PVP10SY80F (517386)	582.890	582.89	(51)
4	WYE 12" PVC FAB S80 SOC 875-120F PVP12ISY80F (517391)	740.870	2963.48	(52)

CHANGE ORDER REQUEST



Contractor: EMI Guiderail
Contractor COR #: 1
Bid Package #: [989 GC] Albany Parking Garage

Albany Airport Parking Garage 989-GCR
Date: 08/05/19
PCO #: _____
Building/Area: Parking Garage Site

Change Order Reference Document:

RFI #: X Bulletin #: _____ 4 Other: X

Description of Change:

Scope of Work – Furnish and install 4 "No Standing Any Time" directional signs as indicated on drawin C-220.

Justification
Bulletin 4

Change Order Attachment List:

- | | |
|-------------------------|---|
| 1. COR cover page | 4 |
| 2. COR Reference Doc | 5 |
| 3. Subcontractor backup | 6 |

Schedule Impact:

A - Zero / Noncritical Impact to Schedule

B - Impact Critical, Recoverable w/ Overtime

C - Impact Critical, Not Recoverable

Days to Complete Added Scope:

Days to Complete Added Scope:	
Current Contract Completion Date	Adjusted Contract Completion Date:
_____	_____

For both B and C: Attached detailed description of impact. List milestones impacted & state why. Attach schedule showing the impact & a recovery schedule.

Signatory Approval

Subcontractor:

Name: _____ Title: _____ Date _____

LeChase:

Name: _____ Title: _____ Date _____

Owner:

Name: _____ Title: _____ Date _____

Name: _____ Title: _____ Date _____

Request Termination:

Voided

Explanation:

Denied

Subcontractor Backup



From: EMI GUIDE RAIL LLC
 693 RIVER ROAD
 SCHENECTADY, NY 12306 USA
 Contact: DOUG OBERNESSER
 Phone: 518-887-2030
 Fax: 518-887-2033
 Email: dobernesser@emiguiderail.com

Project: LECHASE ADDS
 Description: ADDITIONAL PARKING SIGNS
 Bid Location: ALBANY COUNTY
 T/O COLONIE
 Bid Date: 01/01/1900
 Contract #: AIRPORT PARKING GARAGE
 Additional Info:

To: LeCHASE CONSTRUCTION
 1473 ERIE BOULEVARD
 SCHENECTADY,, NY 12305
 Phone: 518-388-9200

ITEM / DESCRIPTION	BID QTY U/M	UNIT BID	AMOUNT
ADD #1 ADDITIONAL PARKING RESTRICTION SIGNS (ON POSTS)	4.000 EACH	\$225.00	\$900.00
TOTAL BID:			\$900.00

- FOR PARKING RESTRICTION SIGNS REQUESTED IN BULLETIN #4

ALL COMPONENTS MEET NYSDOT STANDARD SPECIFICATION SECTION 606,645, 710 & 730.
****THE ABOVE PRICES DO NOT INCLUDE MAINTENANCE AND PROTECTION OF TRAFFIC.**
 MUST PROVIDE A **MINIMUM OF TWO WEEKS NOTICE** FOR INSTALLATION TO ACCOMMODATE LAYOUT AND DIG SAFELY
 NOTIFICATION PROCEDURES. LONGER DURATIONS MAY BE ENCOUNTERED DEPENDING ON EMI SCHEDULE/BACKLOG AT
 TIME OF INSTALLATION REQUEST.
 QUOTE IS BASED ON ALL ITEMS INCLUDED ABOVE. ALTERATION TO SCOPE OR QUANTITIES MAY REQUIRE A NEW QUOTE.
 ABOVE WORK IS BASED ON 8 HR WORK DAY, MON-FRI, DURING NORMAL, DAYTIME BUSINESS HOURS. IF ADDITIONAL
 HOURS OR DAYS ARE REQUIRED, ADDITIONAL FEES MAY BE APPLIED.
 QUOTE STILL REQUIRES ACCEPTANCE OF CONTRACT OR AGREEMENT BETWEEN EMI AND PROJECT OWNER AND OR
 GENERAL CONTRACTOR. QUOTE IS NOT TO BE CONSIDERED LEGALLY BINDING AGREEMENT.
 MATERIAL PRICES EXCLUDE SAMPLES OF ANY KIND. SUBMITTAL DRAWINGS; EXCEPT THOSE REQUIRED BY OUR
 SUPPLIER(S), MAY REQUIRE ADDITIONAL CHARGES OR FEES.
 NO SALES OR USE TAXES INCLUDED.
 NO MORTAR PADS ARE INCLUDED.
 NO SEALING AROUND POSTS OR ANY BITUMINOUS MATERIAL.
 FALL PROTECTION MEASURES ARE THE RESPONSIBILITY OF THE GENERAL CONTRACTOR.
 EMI IS NOT RESPONSIBLE FOR DAMAGE TO ROAD SURFACES OR SIDEWALKS THAT MAY OCCUR DURING INSTALLATIONS.
 NO BACKFILLING OR GROUTING OF HOLES FOR SIGNS OR GUIDE RAIL POSTS.

PRICES ARE FIRM FOR 15 DAYS FROM:

08/05/2019

A VERBAL COMMITMENT IS **REQUIRED** TO SECURE MATERIAL AT THESE PRICES, UNTIL AWARD OF PROJECT.
 PAYMENT, NET ESTIMATE NOT TO EXCEED **30** DAYS FROM INSTALLATION.

Doug Obernesser _____

**** EMI GUIDE RAIL IS A NYS & VT CERTIFIED DBE/WBE FIRM****



INFORMATION BULLETIN No. 4

Project Name: ALBANY COUNTY AIRPORT AUTHORITY **No.:** IB4-C-01
989-GCR Contract – GENERAL CONSTRUCTION RESUBMIT

Date: 5-21-19

Description:

NO STANDING – ANY TIME signs

Information:

Provide (4) four “NO STANDING – ANY TIME” directional signs as indicated on the attached revised drawing C-220 (Rev. 3, IB4, dated 5/21/19), in response to Albany County Code Enforcement Official’s code review comments, dated 5/16/19. Please be aware that signs have different directional arrows – refer to revised C-220 for arrow direction and quantity.

IB Status:

CLARIFICATION - This serves as a clarification to the Contract Documents. Contractor to proceed with this work. No Cost and/or Schedule Impact.

FOR PRICING - Contractor to proceed with this work only after receiving written direction to proceed.

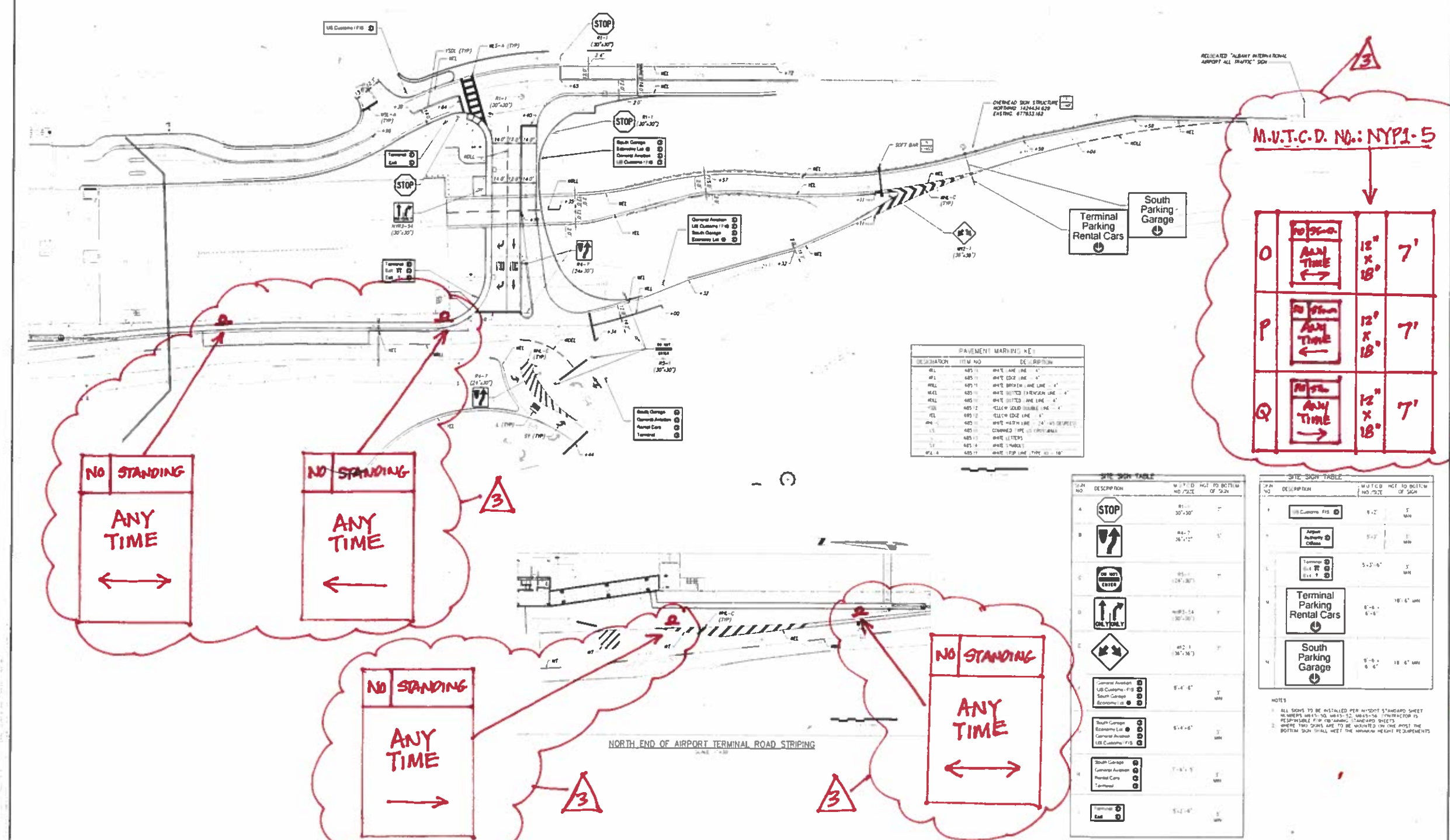
NOTICE TO CONTRACTOR: Unless this is a Clarification, Price Quotations are required within 5 days of this notice, and MUST include Labor, Material and Equipment breakdown as required.

Comments:

[Empty box for comments]

Generated By: Brian Healy / CHA

ALBANY COUNTY AIRPORT AUTHORITY



PAVEMENT MARKING KEY

DESCRIPTION	ITEM NO.	DESCRIPTION
W/1	405-1	WHITE PAINT LINE 4"
W/2	405-1	WHITE PAINT LINE 4"
W/3	405-1	WHITE PAINT LINE 4"
W/4	405-1	WHITE PAINT LINE 4"
W/5	405-1	WHITE PAINT LINE 4"
W/6	405-1	WHITE PAINT LINE 4"
W/7	405-1	WHITE PAINT LINE 4"
W/8	405-1	WHITE PAINT LINE 4"
W/9	405-1	WHITE PAINT LINE 4"
W/10	405-1	WHITE PAINT LINE 4"
W/11	405-1	WHITE PAINT LINE 4"
W/12	405-1	WHITE PAINT LINE 4"
W/13	405-1	WHITE PAINT LINE 4"
W/14	405-1	WHITE PAINT LINE 4"
W/15	405-1	WHITE PAINT LINE 4"
W/16	405-1	WHITE PAINT LINE 4"
W/17	405-1	WHITE PAINT LINE 4"
W/18	405-1	WHITE PAINT LINE 4"
W/19	405-1	WHITE PAINT LINE 4"
W/20	405-1	WHITE PAINT LINE 4"

SITE SIGN TABLE

SP.N	DESCRIPTION	M.V.T.C.D. NO.	HGT. TO BOTTOM OF SIGN
1	STOP	307-307	7'
2	ONE WAY	307-307	7'
3	NO LEFT TURN	307-307	7'
4	TRUCKS ONLY	307-307	7'
5	TRUCKS ONLY	307-307	7'
6	TRUCKS ONLY	307-307	7'
7	TRUCKS ONLY	307-307	7'
8	TRUCKS ONLY	307-307	7'
9	TRUCKS ONLY	307-307	7'
10	TRUCKS ONLY	307-307	7'
11	TRUCKS ONLY	307-307	7'
12	TRUCKS ONLY	307-307	7'
13	TRUCKS ONLY	307-307	7'
14	TRUCKS ONLY	307-307	7'
15	TRUCKS ONLY	307-307	7'
16	TRUCKS ONLY	307-307	7'
17	TRUCKS ONLY	307-307	7'
18	TRUCKS ONLY	307-307	7'
19	TRUCKS ONLY	307-307	7'
20	TRUCKS ONLY	307-307	7'

SITE SIGN TABLE

SP.N	DESCRIPTION	M.V.T.C.D. NO.	HGT. TO BOTTOM OF SIGN
1	US Customs / FIS	9-12	7'
2	Albany Authority Office	9-12	7'
3	Terminal	9-12	7'
4	Terminal Rental Cars	9-12	7'
5	South Parking Garage	9-12	7'

NOTES

- ALL SIGNS TO BE INSTALLED PER MVDOT STANDARD SHEET TO NUMBER 100-1-10. MVDOT 100-1-10 CONSTRUCTION FOR IS RESPONSIBLE FOR THE SIGNING STANDARD SHEETS.
- WHERE TWO SIGNS ARE TO BE INSTALLED IN ONE POST THE BOTTOM SIGN SHALL MEET THE MINIMUM HEIGHT REQUIREMENTS.

ALBANY INTERNATIONAL AIRPORT PARKING GARAGE GENERAL CONSTRUCTION
 318-4 5-21-19
 OVERALL SIGNAGE AND STRIPING PLAN
 G-220

Change Order Request

LeChase Construction Services, LLC
 220 Harborside Drive, Suite 301
 Schenectady, NY 12305
 Phone: 518-388-9200

Date: 8/7/2019

Owner : Albany County Airport Authority

Project: 1934006 - Albany Airport Parking Garage - 989-GCR

Reason:

Change Order Request # : 6 - Bulletin 3

Description of Change: Additional wall post indicator, tamper switch, firestopping penetration, lock, chain and two sets of keys. Additional PIV tamper switch wiring FACP. Small panting area to replace concrete at south side of precast.

Description	Scope of Work	Cost
Fire Suppression	This change order request reflects the cost to install a new 4" non-rising stem gate valve with grooved ends and a wall post indicator on the water entrance into the grade level of the pedestrian bridge stair tower. Includes: • All labor and material required to install the new work • Work to be performed during normal working hours • The new NRS gate valve will have grooved ends • The new wall post indicator will have a tamper switch (wired by others), chain and lock • The valve centerline is to be approximately 4'-6" off finished grade	4,720.00
Electrical	Scope of Work – Division 26: Furnish and install items listed below: Provide labor and materials to install a new conduit run (Including F/A wiring) from Level 2 F/A CP to new IAM module. Scope of Work – Division 28: Furnish and install items listed below: · 1 – 4090-9001 Supervised IAM · 1 – 4090-9810 Bracket, IAM · 1 4090-9807 Cover-Address module surface · Labor to include final connection, programming, testing assistance	1,289.00
Planting / Landscaping	This scope includes furnishing and installing 2 greenwave yew, added mulch and one 3" x 12" x 18" bluestone including subbase. All changes made are to be installed in accordance with bulletin 3.	1,050.00
Subtotal of Costs		7,059.00

Change Order Add Ons

Fee	352.95
GL Insurance	75.32
P&P Bond	45.19

Change Order Request

LeChase Construction Services, LLC
220 Harborside Drive, Suite 301
Schenectady, NY 12305
Phone: 518-388-9200

Date: 8/7/2019

Owner : Albany County Airport Authority

Project: 1934006 - Albany Airport Parking Garage - 989-GCR

Reason:

Total For Change Order Request

7,532.46

Albany County Airport Authority

LeChase Construction Services, LLC

Other: If Applicable

Print: _____

Print: _____

Print: _____

Signed: _____

Signed: _____

Signed: _____

Date: _____

Date: _____

Date: _____

CHANGE ORDER REQUEST



Contractor: Absolute Fire Protection
Contractor COR #: 1123-1
Bid Package #: [989 GC] Albany Parking Garage

Albany Airport Parking Garage 989-GCR
Date: 08/05/19
PCO #:
Building/Area: Pedestrian bridge

Change Order Reference Document:

RFI #: Bulletin #: 3 Other:

Description of Change:

This change order request reflects the cost to install a new 4" non-rising stem gate valve with grooved ends and a wall post indicator on the water entrance into the grade level of the pedestrian bridge stair tower.

Includes:

- All labor and material required to install the new work
- Work to be performed during normal working hours
- The new NRS gate valve will have grooved ends
- The new wall post indicator will have a tamper switch (wired by others), chain and lock
- The valve centerline is to be approximately 4'-6" off finished grade

Justification

Bulletin 3

Change Order Attachment List:

- | | |
|-------------------------|---|
| 1. COR cover page | 4 |
| 2. COR Reference Doc | 5 |
| 3. Subcontractor backup | 6 |

Commercial Verification of Price:

- | | |
|--|---|
| 1. Verification of unit rates consistent with contract | 4 |
| 2. Verification of quantities and locations | 5 |
| 3 | 6 |

Schedule Impact:

A - Zero / Noncritical Impact to Schedule

B - Impact Critical, Recoverable w/ Overtime

C - Impact Critical, Not Recoverable

Days to Complete Added Scope:

Days to Complete Added Scope:	
Current Contract Completion Date	Adjusted Contract Completion Date:

For both B and C: Attached detailed description of impact. List milestones impacted & state why. Attach schedule showing the impact & a recovery schedule.

Signatory Approval

Subcontractor: _____
 Name: _____ Title: _____ Date _____

LeChase: _____
 Name: _____ Title: _____ Date _____

Owner: _____
 Name: _____ Title: _____ Date _____

 Name: _____ Title: _____ Date _____

Request Termination:

Voided **Explanation:**

Denied

CHANGE ORDER REQUEST BREAKDOWN SUMMARY SHEET

Project Name: Albany Airport Parking Garage 989-GCR

Building / Area: Pedestrian Bridge

PCO #:
COR #:

1123-1

Subcontractor/Vend

Absolute Fire protection

BP #:

Change Order Sour

Bulletin 3

Item No.	WBS/CSI Cost Code	Description	Materials & Equipment				Subcontract				Straight Hours	Time + 1/2 Hours	Double Time Hours	Fully Burdened Labor Rate			Duration		
			Qty	Unit	Unit Cost	Subtotal	Qty	Unit	Unit Cost	Subtotal				Labor Costs			Total	Start	Finish
														Straight Time	EO Time & 1/2	EO Double Time			
1		4" grooved Couplings, Victaulic	2		\$97.35	\$194.70													
2		Wall post indicator, Victaulic	1		\$1,350.00	\$1,350.00													
3		4" grooved NRS gate vauve, victaulic	1		\$1,645.20	\$1,645.20													
4		post indicator lamper switch, Potter	1		\$158.90	\$158.90													
5		Lock and Chain	1		\$30.00	\$30.00													
6		Foreman									3							\$341.49	
7		Fitter									3							\$324.93	

Net Subtotals:	\$3,378.80		Net Subtotals:	\$0.00	6	0	0	\$0.00	0.00	0.00	\$666.42	
Total SGA & OH+P	\$337.88	10.00%		\$0	0.00%						\$66.64	10.00%
Tax (if applicable)	\$270.30			\$0.00							\$0.00	
Total	\$3,986.98		Total	\$0						Total Labor:	\$733.06	
										Total Materials, Subcontract & Labor, & OH+P:	\$4,720	

CHANGE ORDER REQUEST



Contractor: nfrastructure
Contractor COR #: 1
Bid Package #: [989 GC] Albany Parking Garage

Albany Airport Parking Garage 989-GCR
Date: 08/05/19
PCO #: _____
Building/Area: Pedestrian bridge

Change Order Reference Document:

RFI #: X Bulletin #: _____ 3 Other: X

Description of Change:

Scope of Work – Division 26:
 Furnish and install items listed below: Provide labor and materials to install a new conduit run (Including F/A wiring) from Level 2 F/A CP to new IAM module.

Scope of Work – Division 28:
 Furnish and install items listed below:

- 1 – 4090-9001 Supervised IAM
- 1 – 4090-9810 Bracket, IAM
- 1 4090-9807 Cover-Address module surface
- Labor to include final connection, programming, testing assistance

Justification
Bulletin 3

Change Order Attachment List:

- | | |
|-------------------------|---|
| 1. COR cover page | 4 |
| 2. COR Reference Doc | 5 |
| 3. Subcontractor backup | 6 |

Schedule Impact:

A - Zero / Noncritical Impact to Schedule

B - Impact Critical, Recoverable w/ Overtime

C - Impact Critical, Not Recoverable

Days to Complete Added Scope:

Days to Complete Added Scope:	
Current Contract Completion Date	Adjusted Contract Completion Date:

For both B and C: Attached detailed description of impact. List milestones impacted & state why. Attach schedule showing the impact & a recovery schedule.

Signatory Approval

Subcontractor:

Name: _____ Title: _____ Date _____

LeChase:

Name: _____ Title: _____ Date _____

Owner:

Name: _____ Title: _____ Date _____

Name: _____ Title: _____ Date _____

Request Termination:

Voided

Explanation:

Denied

Customer:	LeChase Construction
Project Name:	Albany County Airport Parking Garage
Requested by:	Zachary Johnson

Date:	07/11/2019
Proposal #:	PCO-001
Prepared by:	John Nelson

Scope of Work – Division 26:

Furnish and install items listed below:

- Provide labor and materials to install a new conduit run (Including F/A wiring) from Level 2 F/A CP to new IAM module.

Scope of Work – Division 28:

Furnish and install items listed below:

- 1 – 4090-9001 Supervised IAM
- 1 – 4090-9810 Bracket, IAM
- 1 4090-9807 Cover-Address module surface
- Labor to include final connection, programming, testing assistance

Basis of Proposal (Bid Documents):

- **Addendum Package:** 989-GC Bulletin 03 [IB3-PEC] dated 05.22.19

Notes & Clarifications:

- Project scope is based upon the exact detail listed in this Statement of Work. Any deviations to the SOW detailed above and/or any of these assumptions/clarifications/exclusions could result in additional charges.

Exclusions:

- 3rd Party testing.
- 3D BIM Modeling.
- Performance & Payment Bonding has been excluded
- Sales tax.

Total Base Bid:

\$1,288.23

Pricing is valid for 30 days



CHANGE ORDER REQUEST



Contractor: Clover Leaf Nurseries
Contractor COR #: 1
Bid Package #: [989 GC] Albany Airport

Albany Airport Parking Garage 989-GCR
Date: 08/07/19
PCO #: _____
Building/Area: Parking Garage

Change Order Reference Document:

RFI #: X Bulletin #: _____ 3 Other: X

Description of Change:

This scope includes furnishing and installing 2 greenwave yew, added mulch and one 3" x 12" x 18" bluestone including subbase. All changes made are to be installed in accordance with bulletin 3.

Justification
Bulletin 7.

Change Order Attachment List:

1. COR cover page
2. COR Reference Doc
3. Subcontractor backup

Commercial Verification of Price:

Schedule Impact:

- A - Zero / Noncritical Impact to Schedule
- B - Impact Critical, Recoverable w/ Overtime
- C - Impact Critical, Not Recoverable

Days to Complete Added Scope:	
0	
Current Contract Completion Date	Adjusted Contract Completion Date:

For both B and C: Attached detailed description of impact. List milestones impacted & state why. Attach schedule showing the impact & a recovery schedule.

Signatory Approval

Subcontractor: _____
 Name: _____ Title: _____ Date: _____

LeChase: _____
 Name: _____ Title: _____ Date: _____

Owner: _____
 Name: _____ Title: _____ Date: _____

 Name: _____ Title: _____ Date: _____

Request Termination:

Voided **Explanation:**

Denied

CHANGE ORDER REQUEST BREAKDOWN SUMMARY SHEET

Project Name: Albany Airport Parking Garage 989-GCR
 Building / Area: Pedestrian Bridge

PCO #:
 COR #:

Subcontractor/Vendor: Clover leaf Nurseries
 BP #:
 Change Order Source: Bulletin 3

Item No.	WBS/CSI Cost Code	Description	Materials & Equipment				Subcontract				Fully Burdened Labor Rate						Duration		
			Qty	Unit	Unit Cost	Subtotal	Qty	Unit	Unit Cost	Subtotal	Straight Hours	Time + 1/2 Hours	Double Time Hours	Labor Costs			Total	Start	Finish
														Straight Time	EO Time & 1/2	EO Double Time			
1		Greenwave Yew	2	24-30"	\$75.00	\$150.00													
2		Added Mulch	1		\$150.00	\$150.00													
3		3" x 12" x 18" Bluestone with added subbase	1		\$750.00	\$750.00													

Net Subtotals:	\$1,050.00		Net Subtotals:	\$0.00	0	0	0	\$0.00	0.00	0.00	\$0.00	
Total SGA & OH+P	\$0.00	0.00%		\$0	0.00%						\$0.00	0.00%
Tax (if applicable)				\$0.00							\$0.00	
Total	\$1,050.00		Total	\$0						Total Labor:	\$0.00	
											Total Materials, Subcontract & Labor, & OH+P:	\$1,050

Change Order Request

LeChase Construction Services, LLC
 220 Harborside Drive, Suite 301
 Schenectady, NY 12305
 Phone: 518-388-9200

Date: 8/12/2019

Owner : Albany County Airport Authority

Project: 1934006 - Albany Airport Parking Garage - 989-GCR

Reason:

Change Order Request # : 7 - RFI 125

Description of Change: Deteriorate pipe restoration.

Description	Scope of Work	Cost
Plumbing & HVAC	This scope includes furnishing and installing all material, labor, and equipment needed to replace the exposed section of pipe at the pedestrian bridge foundation. All work is to be completed in accordance with RFI 125.	1,094.00
Subtotal of Costs		1,094.00
<u>Change Order Add Ons</u>		
	Fee	54.70
	GL Insurance	11.68
	P&P Bond	7.00
Total For Change Order Request		1,167.38

Albany County Airport Authority

LeChase Construction Services, LLC

Other: If Applicable

Print: _____

Print: _____

Print: _____

Signed: _____

Signed: _____

Signed: _____

Date: _____

Date: _____

Date: _____

CHANGE ORDER REQUEST



Contractor: P&J
Contractor COR #: 2
Bid Package #: [989 GC] Parking Garage

Albany Airport Parking Garage 989-GCR
Date: 08/12/19
PCO #: _____
Building/Area: Pedestrian Bridge

Change Order Reference Document:

RFI #: 125 Bulletin #: X Other: X

Description of Change:

Removal of the deteriorated portion of pipe is recommended. Replace the existing pipe as required with PVC SDR 26 and connect back to the existing outfall line with a Fernco Coupling. Provide ADS downspout adapters to connect the existing downspouts to the new pvc outfall pipe.

Justification

RFI 125

Change Order Attachment List:

1. COR cover page
2. COR Reference Doc
3. Subcontractor backup

Schedule Impact:

- A - Zero / Noncritical Impact to Schedule
 B - Impact Critical, Recoverable w/ Overtime
 C - Impact Critical, Not Recoverable

Days to Complete Added Scope:	
1	
Current Contract Completion Date	Adjusted Contract Completion Date:

For both B and C: Attached detailed description of impact. List milestones impacted & state why. Attach schedule showing the impact & a recovery schedule.

Signatory Approval

Subcontractor: _____
 Name: _____ Title: _____ Date: _____

LeChase: _____
 Name: _____ Title: _____ Date: _____

Owner: _____
 Name: _____ Title: _____ Date: _____

 Name: _____ Title: _____ Date: _____

Request Termination:

- Voided **Explanation:**
 Denied

Change Order Request



C.O.R. # 052392-95-003

G.C. #

Date: 8/9/2019

Project Name: 052392-Albany County Airport Pedestrian Bridge & Parking
Garage Plumbing

Project #: 052392

To: LeChase Construction Services - Schenectady
Attn: Zac Johnson
1473 Erie Blvd.

Schenectady, NY 12305

From: Postler & Jaeckle Corp.
Jesse Gorman
615 South Avenue
Rochester, NY 14620-1385

Phone: (518) 388-9200 **Fax:** (518) 388-9206

Phone: (585) 546-7450 **Fax:** (585) 546-4316

We hereby propose to make the following changes:

Replace Deteriorated Piping at Existing Canopy

Change Order Price \$1,094.00

This price is good for 5 days. If conditions change, this price is void.

We are requesting a time extension of 5 days in conjunction with this change.

Jesse Gorman

8/9/2019

Author

Date Sent

Accepted The above prices and specifications of this Change Order request are satisfactory and are hereby accepted. All work to be performed under same terms and conditions as specified in original contract unless otherwise specified.

Authorized Signature

Date of Acceptance

Change Order Request



C.O.R. # 052392-95-003

G.C. #

Date: 8/9/2019

Project Name: 052392-Albany County Airport Pedestrian Bridge & Parking
Garage Plumbing

Project #: 052392

Labor

Labor Type	Man Hrs	\$/Hr	Burden	Fringe	Total Tax	Sub Total	Markup		Total Labor	
							%	Amount		
Pipefitter Mechanic	6.00	\$95.00	\$0.00	\$0.00	\$0.00	\$570.00	0.00%	\$0.00	\$570.00	
						Sub Total	\$0.00	\$570.00	\$0.00	\$570.00
						Grand Total	\$0.00	\$570.00	\$0.00	\$570.00

Materials

Materials	Quantity	Cost	Total Tax	Sub Total	Markup		Total Materials
					%	Amount	
Pipe and Fittings	1.00	\$476.00	\$0.00	\$476.00	10.00%	\$47.60	\$523.60
				Sub Total	\$476.00	\$47.60	\$523.60
				Grand Total	\$476.00	\$47.60	\$523.60
						Total	\$1,093.60
						Total	\$1,094.00

Postler & Jaeckle Corp

Recap with Total Weight

Project Name: ALB P&J Takeoff
Bid ID: ALB-001
Report Time: 8/9/2019 9:33 AM
Profile Name: Standard
Labor Book: MCA
Scoped By: Base Bid; Drawing: AAP Change Order;

Postler & Jaeckle Corp.

Recap with Total Weight

There were 4 calculation messages.

Project Name: ALB P&J Takeoff

Bid ID: ALB-001

Data Calculated: 8/9/2019 9:33:14 AM

Base Bid; Drawing: AAP Change Order;

Page 1

Report Time: 8/9/19 9:34 AM

Pipe

Cast Iron - Soil, SV, Hub & Spigot - Push

Material Multiplier: CDE00 - Cast Iron Soil SV Pipe & Ftgs - TYL - 0.40

<u>Item</u>	<u>Size</u>	<u>Quantity</u>	<u>Price</u>	<u>Mat. Cost</u>	<u>Unit Lab Hr</u>	<u>Total Hrs</u>	<u>Labor Cost</u>	<u>Total Weight</u>
5 ft Single Hub	6	10	70.08	280	0.44	4		128
Cast Iron - Soil, SV, Hub & Spigot - Push Totals:		<u>10</u>		<u>280</u>		<u>4</u>		<u>128</u>
Pipe Totals:		<u>10</u>		<u>280</u>		<u>4</u>		<u>128</u>

Fittings

Cast Iron - Soil, SV, Hub & Spigot - Push

Material Multiplier: CDE00 - Cast Iron Soil SV Pipe & Ftgs - TYL - 0.40

<u>Item</u>	<u>Size</u>	<u>Quantity</u>	<u>Price</u>	<u>Mat. Cost</u>	<u>Unit Lab Hr</u>	<u>Total Hrs</u>	<u>Labor Cost</u>	<u>Total Weight</u>
1/4 Bend	6	1	132.70	53	1.22	1		23
Material Multiplier: CDE20 - Soil Pipe Gaskets - TYL - 1.00								
<u>Item</u>	<u>Size</u>	<u>Quantity</u>	<u>Price</u>	<u>Mat. Cost</u>	<u>Unit Lab Hr</u>	<u>Total Hrs</u>	<u>Labor Cost</u>	<u>Total Weight</u>
Gasket - SV	6	5	25.90	130	0.00	0	0	7
Cast Iron - Soil, SV, Hub & Spigot - Push Totals:		<u>6</u>		<u>183</u>		<u>1</u>		<u>30</u>
Fittings Totals:		<u>6</u>		<u>183</u>		<u>1</u>		<u>30</u>

Hanger Components

- Riser Clamps -

Material Multiplier: H0001 - Hanger Materials - EMPIRE - 0.22

<u>Item</u>	<u>Size</u>	<u>Quantity</u>	<u>Price</u>	<u>Mat. Cost</u>	<u>Unit Lab Hr</u>	<u>Total Hrs</u>	<u>Labor Cost</u>	<u>Total Weight</u>
Fig212 Clamp Med	6	1	54.89	12	0.33	0		5
- Riser Clamps - Totals:		<u>1</u>		<u>12</u>		<u>0</u>		<u>5</u>
Hanger Components Totals:		<u>1</u>		<u>12</u>		<u>0</u>		<u>5</u>

Misc. Consumables

- CI Joints DWV Lube -

Postler & Jaeckle Corp Recap with Total Weight

There were 4 calculation messages.

Project Name: ALB P&J Takeoff

Page 2

Bid ID: ALB-001

Report Time: 8/9/19 9:34 AM

Data Calculated: 8/9/2019 9:33:14 AM

Base Bid; Drawing: AAP Change Order;

Misc. Consumables

- CI Joints DWV Lube -

Material Multiplier: XNET - Net Material Price - 1.00

<u>Item</u>	<u>Size</u>	<u>Quantity</u>	<u>Price</u>	<u>Mat. Cost</u>	<u>Unit Lab Hr</u>	<u>Total Hrs</u>	<u>Labor Cost</u>	<u>Total Weight</u>
DWV Lube								
SV Lube		0	7.35	1	0.00	0	0	0
- CI Joints DWV Lube - Totals:								
		0	1		0	0	0	0
Misc. Consumables Totals:		0	1		0	0	0	0

Material Cost

Total Hrs

Labor Cost

Total Weight

Grand Totals

\$476

6

0

163

* Items flagged with an asterisk may have their price and labor overwritten in Excel's Rapid Reports

AGENDA ITEM NO. 11.4

**Construction Contract: Authorization to
Award Change Order #1 Construction
Contract 906-GC Terminal Apron Glycol
Deicing System Replacement to VMJR
Companies, Inc.**

AGENDA ITEM NO: 11.4
MEETING DATE: November 4, 2019

ALBANY COUNTY AIRPORT AUTHORITY
REQUEST FOR AUTHORIZATION

DEPARTMENT: *Planning and Engineering*

Contact Person: *John LaClair, P.E., Airport Engineer*

PURPOSE OF REQUEST:

Construction Contract: *Authorization to Award Change Order #1 Construction Contract 906-GC Terminal Apron Glycol Deicing System Replacement to VMJR Companies, Inc.*

CONTRACT AMOUNT:

Base Amount	\$823,211.00
Change Order #1	<u>115,519.42*</u>
Total Contract:	\$938,730.42

**Pending approval at this meeting.*

BUDGET INFORMATION:

Anticipated in Current ALB Capital Plan: Yes ✓ No ___ NA
Funding Account No.: CPN 00390-70-2242

FISCAL IMPACT - FUNDING (Dollars or Percentages)

Federal 0% State 80% Airport 20%
Term of Funding: 2017-2019
Grant No.: *N/A* STATE PIN: <pending>

JUSTIFICATION:

Request to award Change Order #1 to Contract 906-GC for the Terminal Apron Glycol Deicing System Replacement to VMJR Companies, Inc. of Glens Falls, NY for \$115,519.42. VMJR Companies, Inc. were the low bidder and met all the requirements for a NYS MBE, WBE and an approved apprenticeship program. The contract scope includes the removal of existing 9" trench drain and installation of three different types of trench drains. During the design the engineers, found there was more existing trench that was deteriorated and needing to be replaced than initially scoped for the project. McFarland Johnson Engineering added the additional work to the contract drawings but the quantities in the bid tab for the three different types of trench drain were not revised to reflect the additional quantities.

CHIEF EXECUTIVE OFFICER'S RECOMMENDATION:

Recommend approval.

AGENDA ITEM NO: 11.4
MEETING DATE: November 4, 2019

FINAL AGREEMENT SUBJECT TO APPROVAL BY COUNSEL: YES NA

PROCUREMENT DEPARTMENT APPROVAL:

Procurement complies with Authority Procurement Guidelines and Chief Financial Officer has approved. YES NA

BACK-UP MATERIAL:

Please refer to the attached Contract 906-GC Mcfarland Johnson's Change Order #1 and Item Explanations.

SPONSOR: Albany County Airport Authority Albany International Airport			CONTRACT DESCRIPTION: CONTRACT NO; 906-GC General Construction Trench Drain Replacement				Change Order Number: 01				COST DISTRIBUTION TAB			
Administration Building, Albany, NY 12211-1057			ALBANY INTERNATIONAL AIRPORT (ALB)											
CONTRACTOR: VMJR, 73 MOHICAN ST, P.O. BOX 578, GLENS FALLS, NEW YORK 12801										FAA-AIP 0%	STATE 0%	LOCAL 100%	OTHER	
			NYS COMPTROLLERS NO.:								-----	-----	-----	-----
SPEC. ITEM NO.	DESCRIPTION	UNIT	CONSTRUCTION BID QUANTITY	CHANGE IN QUANTITY +	REVISED BID QUANTITY	UNIT PRICE BID	ORIGINAL ITEM TOTAL	REVISED ITEM TOTAL	CHANGE IN CONTRACT PRICE					
P-620-5.1	RUNWAY AND TAXIWAY MARKING	SF	125	(125)	0	\$16.00	\$2,000.00	\$0.00	(\$2,000.00)	--	--	(\$2,000.00)		
D-702-5.1	TRENCH DRAIN - TYPE 1	LF	267	51.92	318.92	\$692.22	\$184,822.74	\$220,762.80	\$35,940.06	--	--	\$35,940.06		
D-702-5.2	TRENCH DRAIN - TYPE 2	LF	232	131.5	363.50	\$554.40	\$128,620.80	\$201,524.40	\$72,903.60	--	--	\$72,903.60		
D-702-5.3	TRENCH DRAIN - TYPE 3	LF	512	12.42	524.42	\$656.33	\$336,040.96	\$344,192.58	\$8,151.62	--	--	\$8,151.62		
D-702-5.4	TRENCH DRAIN - TYPE 4	LF	79	1.42	80.42	\$369.11	\$29,159.69	\$29,683.83	\$524.14	--	--	\$524.14		
										--	--			
										--	--			
										--	--			
										--	--			
										--	--			
										--	--			
										--	--			
										--	--			
										--	--			
CURRENT CONTRACT TIME LIMIT: 90 days			CURRENT CONTRACT TOTAL				\$823,211.00	NET CHANGE THIS PAGE		\$115,519.42	--	--	\$115,519.42	
CHANGE IN TIME, THIS ORDER +/- No Change			NET CHANGE, THIS ORDER				Increase: \$115,519.42	NET CHANGE CARRIED FORWARD		\$115,519.42				
REVISED CONTRACT TIME LIMIT: NA			REVISED CONTRACT TOTAL				\$938,730.42							
										STATE USE				
RECOMMENDED BY PROJECT ENGINEER <i>Greg Yang</i> TITLE: RESIDENT ENGINEER DATE: 10/1/2019			SPONSORS ACCEPTANCE APPROVED _____ TITLE _____ DATE _____				CONTRACTORS ACCEPTANCE APPROVED _____ TITLE _____ DATE _____				FEDERAL USE			

**PROJECT: ALBANY INTERNATIONAL AIRPORT
TRENCH DRAIN REPLACEMENT
ACAA PROJECT NUMBER: 906-GC**

DATE: 10/10/19

CHANGE ORDER NO. 01 - FINAL

EXPLANATION OF INCREASES AND DECREASES IN CONTRACT QUANTITIES:

BASE BID

The change in quantity for these items is the result of the original quantity being an estimate, whereas the final quantity is the actual quantity utilized during project construction. For all item changes, please refer to the following explanations:

P-620-5.1 – Runway and Taxiway Marking: _____ Units: SF

	Original Qty.	Change in Qty.	Revised Qty.	Percent Change
Base Bid	125.0	-125.0	0	-100%

The change in quantity for this item is the result of the runway and taxiway marking not being utilized during project construction.

D-702-5.1 – Trench Drain – Type 1: _____ Units: LF

	Original Qty.	Change in Qty.	Revised Qty.	Percent Change
Base Bid	267.0	+51.92	318.92	+19.0%

During the early phases of design, the extent of the trench drain repairs were limited to match the construction value of the grant application submitted to NYSDOT (roughly \$775,000). During the design process, due to both the condition of the existing trench drain and constructability concerns, it was determined that the entire length of the trench drain should be replaced in this project. The final bid quantity for the length of trench drain was not updated to reflect the correct length at the time of bidding. As a result, this additional length of trench drain extended the scope of the project and reflects the true quantity that was installed in the field to replace all of the existing trench drain.

D-702-5.2 – Trench Drain – Type 2:

Units: LF

	Original Qty.	Change in Qty.	Revised Qty.	Percent Change
Base Bid	232.0	+131.5	363.50	+56.7%

During the early phases of design, the extent of the trench drain repairs were limited to match the construction value of the grant application submitted to NYSDOT (roughly \$775,000). During the design process, due to both the condition of the existing trench drain and constructability concerns, it was determined that the entire length of the trench drain should be replaced in this project. The final bid quantity for the length of trench drain was not updated to reflect the correct length at the time of bidding. As a result, this additional length of trench drain extended the scope of the project and reflects the true quantity that was installed in the field to replace all of the existing trench drain.

D-702-5.3 – Trench Drain – Type 3:

Units: LF

	Original Qty.	Change in Qty.	Revised Qty.	Percent Change
Base Bid	512.0	+12.42	542.42	+2.4%

The change in quantity for this item is the result of the original quantity being an estimate, whereas the final quantity is the actual quantity utilized during project construction.

D-702-5.4 – Trench Drain – Type 4:

Units: LF

	Original Qty.	Change in Qty.	Revised Qty.	Percent Change
Base Bid	79.0	+1.42	80.42	+1.8%

The change in quantity for this item is the result of the original quantity being an estimate, whereas the final quantity is the actual quantity utilized during project construction.

AGENDA ITEM NO. 12

Authorization of Federal and State Grants

AGENDA ITEM NO. 13

**Emergency Procurement Approvals by CEO –
Informational Only**

Old Business

New Business

Executive Session

Attorney-Client Privilege Matters